



US00D559911S

(12) **United States Design Patent** (10) **Patent No.:** **US D559,911 S**
Kai et al. (45) **Date of Patent:** **** Jan. 15, 2008**

(54) **COATING FILM TRANSFER TOOL**

(75) Inventors: **Keiji Kai**, Osaka (JP); **Hideto Shima**, Kyoto (JP)

(73) Assignee: **Kokuyo S & T Co., Ltd.**, Osaka (JP)

(**) Term: **14 Years**

(21) Appl. No.: **29/256,147**

(22) Filed: **Mar. 17, 2006**

(30) **Foreign Application Priority Data**

Sep. 26, 2005 (JP) D2005-027729

(51) **LOC (8) Cl.** **19-02**

(52) **U.S. Cl.** **D19/69**

(58) **Field of Classification Search** D19/66,
D19/67, 68, 69, 70; 156/523, 257, 540, 577;
206/411; 225/6, 25, 39, 77; 242/588, 588.1,
242/588.2, 588.3, 588.6, 598.5

See application file for complete search history.

(56) **References Cited**

U.S. PATENT DOCUMENTS

D420,389 S *	2/2000	Shimizu	D19/69
D421,059 S *	2/2000	Shimizu	D19/69
D424,619 S *	5/2000	Katami	D19/69
D433,449 S *	11/2000	Fujiwara	D19/53
D436,625 S *	1/2001	Katami	D19/69
D438,250 S *	2/2001	Katami	D19/69
6,206,072 B1 *	3/2001	Orihara et al.	156/540
6,270,578 B1 *	8/2001	Murakoshi	118/257
D451,960 S *	12/2001	Shimizu	D19/69
D456,450 S *	4/2002	Kimura	D19/69
D457,564 S *	5/2002	Kimura	D19/53
D465,241 S *	11/2002	Suzuki	D19/69
D466,938 S *	12/2002	Lee	D19/69
D466,939 S *	12/2002	Lee	D19/69
D492,355 S *	6/2004	Suzuki	D19/69
D492,730 S *	7/2004	Suzuki	D19/69

D494,221 S *	8/2004	Suzuki	D19/69
D498,498 S *	11/2004	Ono	D19/69
D523,085 S *	6/2006	Mitsui et al.	D19/69
D524,373 S *	7/2006	Kimura	D19/69
D527,766 S *	9/2006	Mitsui et al.	D19/69
D539,351 S *	3/2007	Mitsui et al.	D19/69
D543,239 S *	5/2007	Suzuki	D19/69
D543,240 S *	5/2007	Suzuki	D19/69
D543,241 S *	5/2007	Herrmannsen et al.	D19/69
2002/0033237 A1 *	3/2002	Narita et al.	156/577
2002/0062928 A1 *	5/2002	Ishikawa	156/523
2005/0155717 A1 *	7/2005	Mitsui et al.	156/577
2007/0009307 A1 *	1/2007	Kai et al.	400/615.2

* cited by examiner

Primary Examiner—Cathron C. Brooks

Assistant Examiner—Austin Murphy

(74) *Attorney, Agent, or Firm*—Banner & Witcoff, Ltd.

(57) **CLAIM**

The ornamental design for a coating film transfer tool, as shown and described.

DESCRIPTION

FIG. 1 is a right side elevational view of a coating film transfer tool;

FIG. 2 is a left side elevational view thereof;

FIG. 3 is a rear elevational view thereof;

FIG. 4 is a front elevational view thereof;

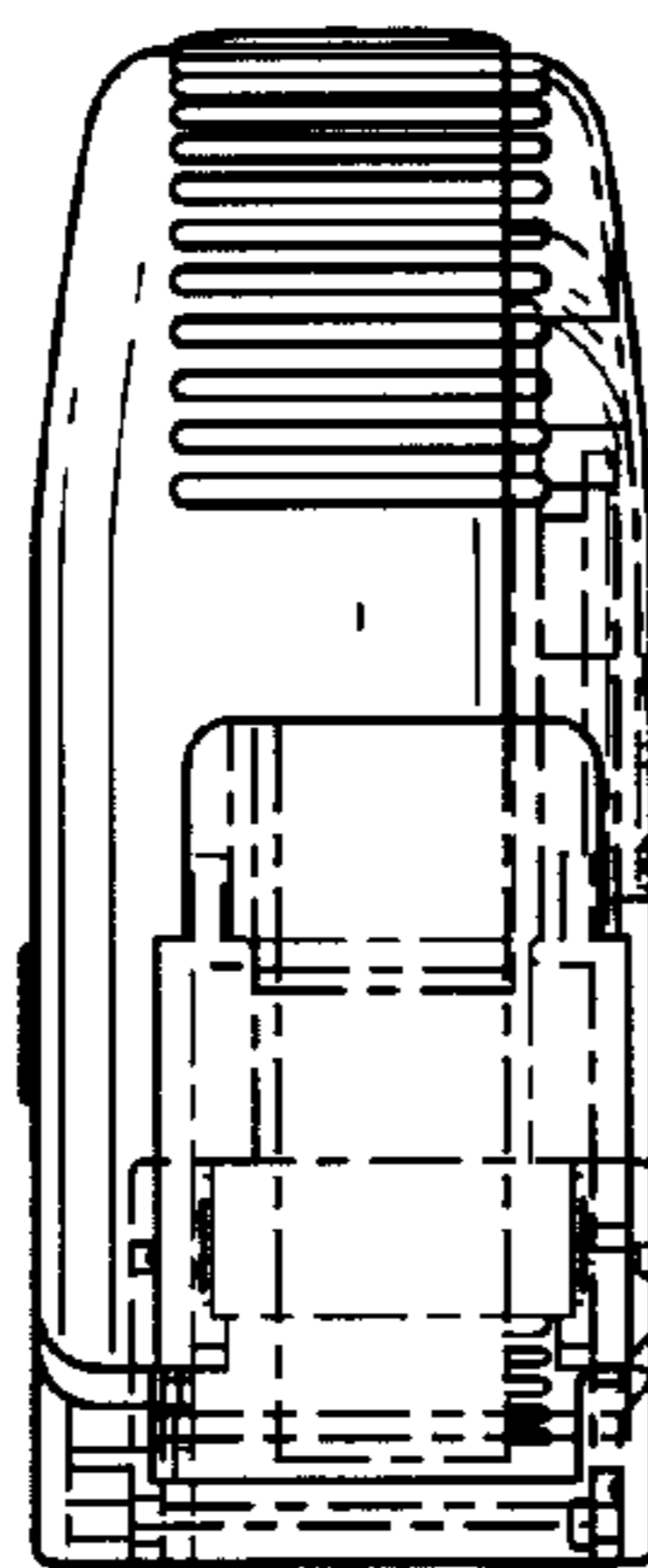
FIG. 5 is a top plan view thereof;

FIG. 6 is a bottom plan view thereof;

FIG. 7 is a front elevational view thereof with the disclaimed cap rotated to expose a head depicted in a position of use for convenience of illustration; and,

FIG. 8 is a front elevational view thereof; with a retaining portion rotated to depict a position of use for convenience of illustration.

1 Claim, 5 Drawing Sheets



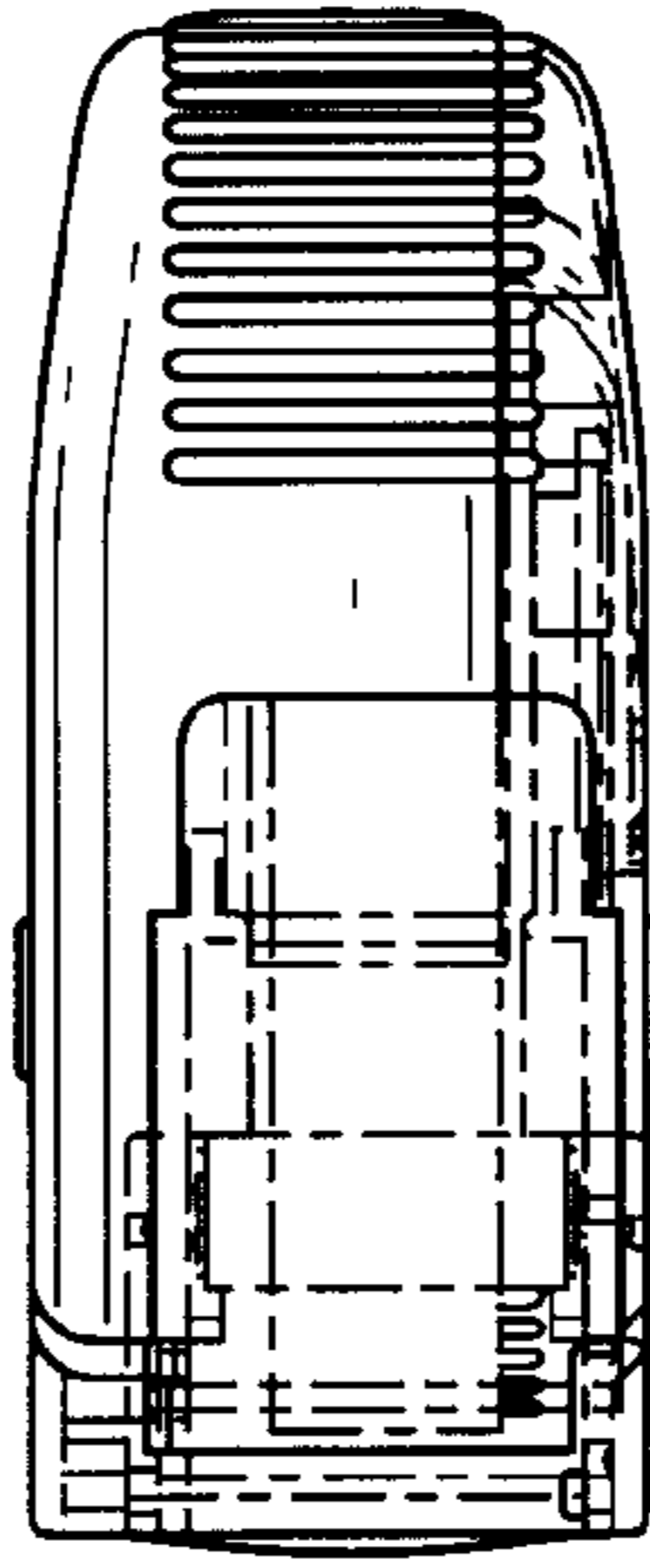


FIG. 1

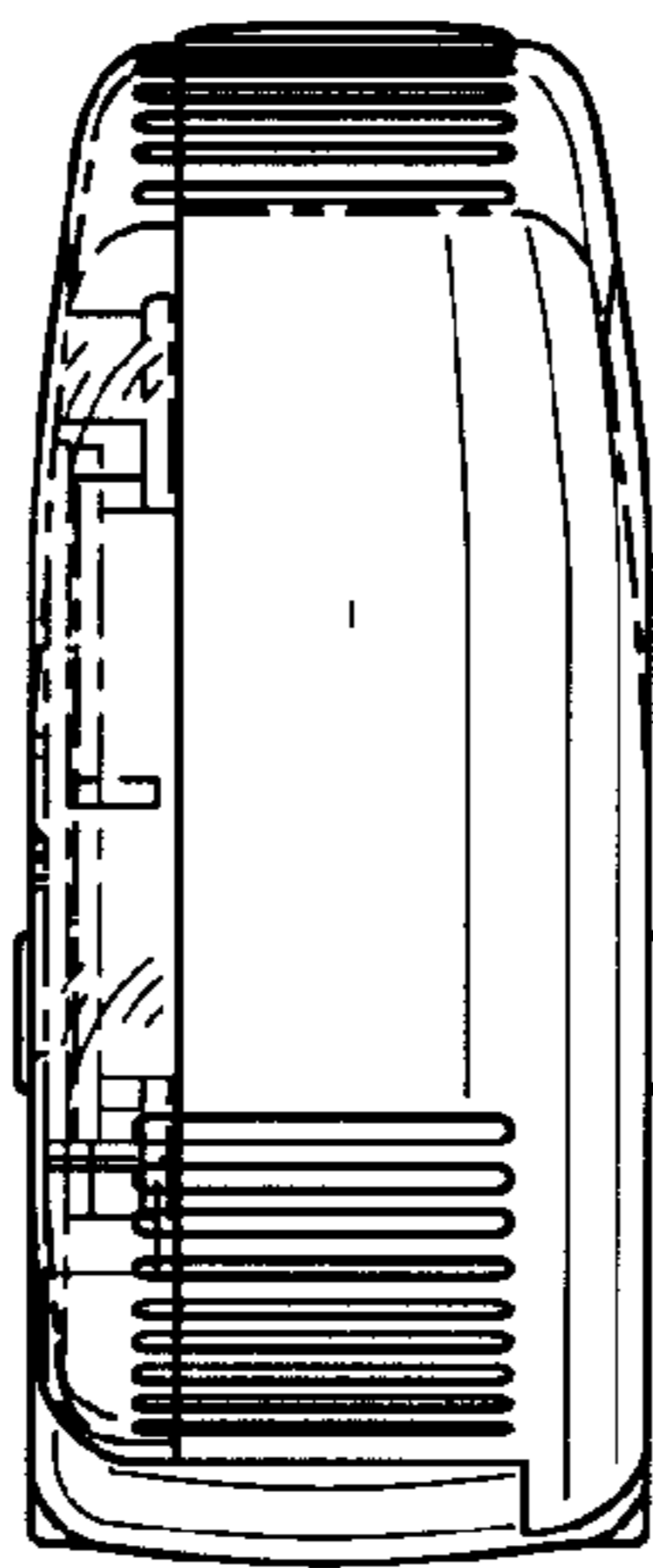


FIG. 2

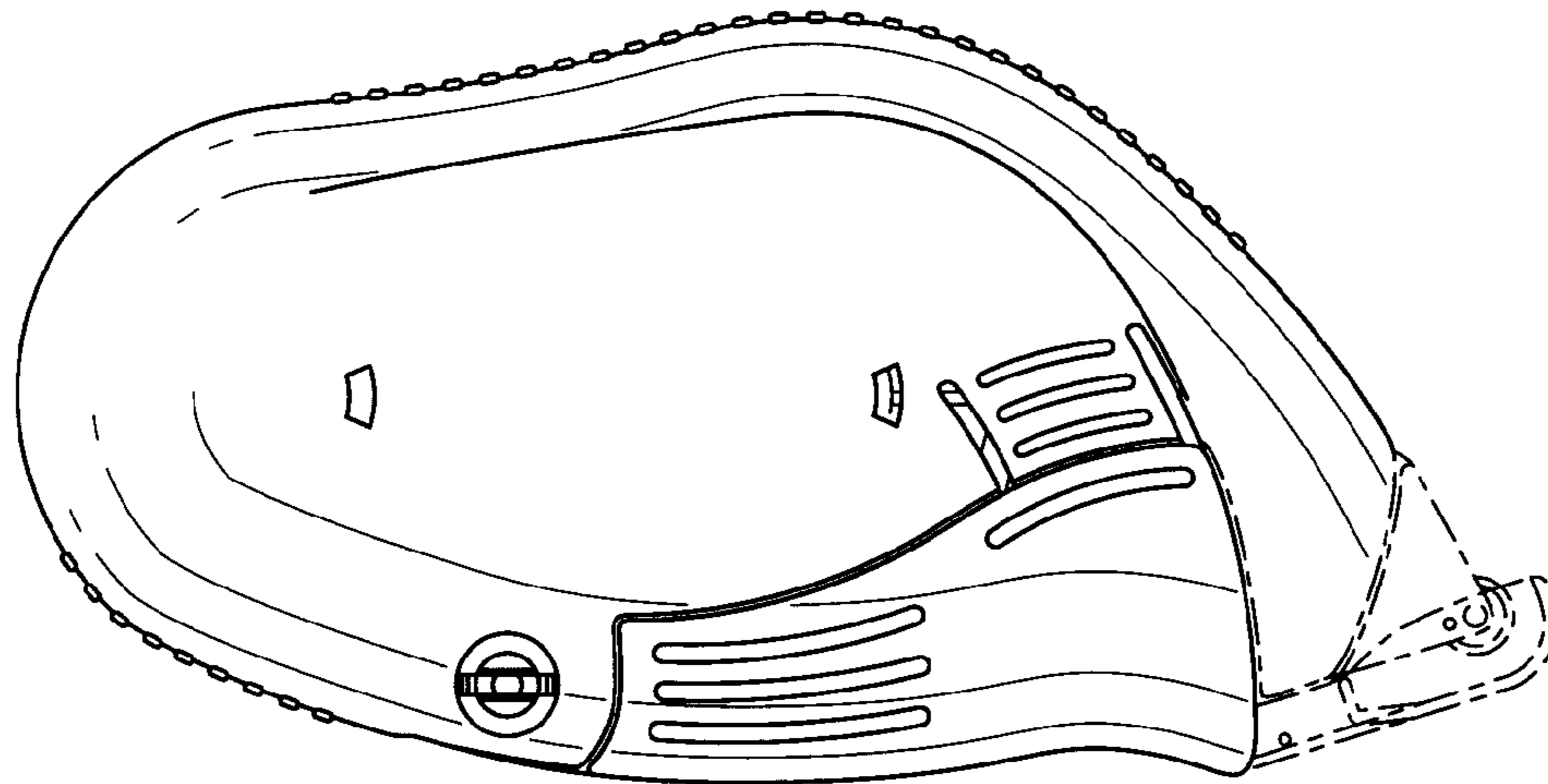


FIG. 3

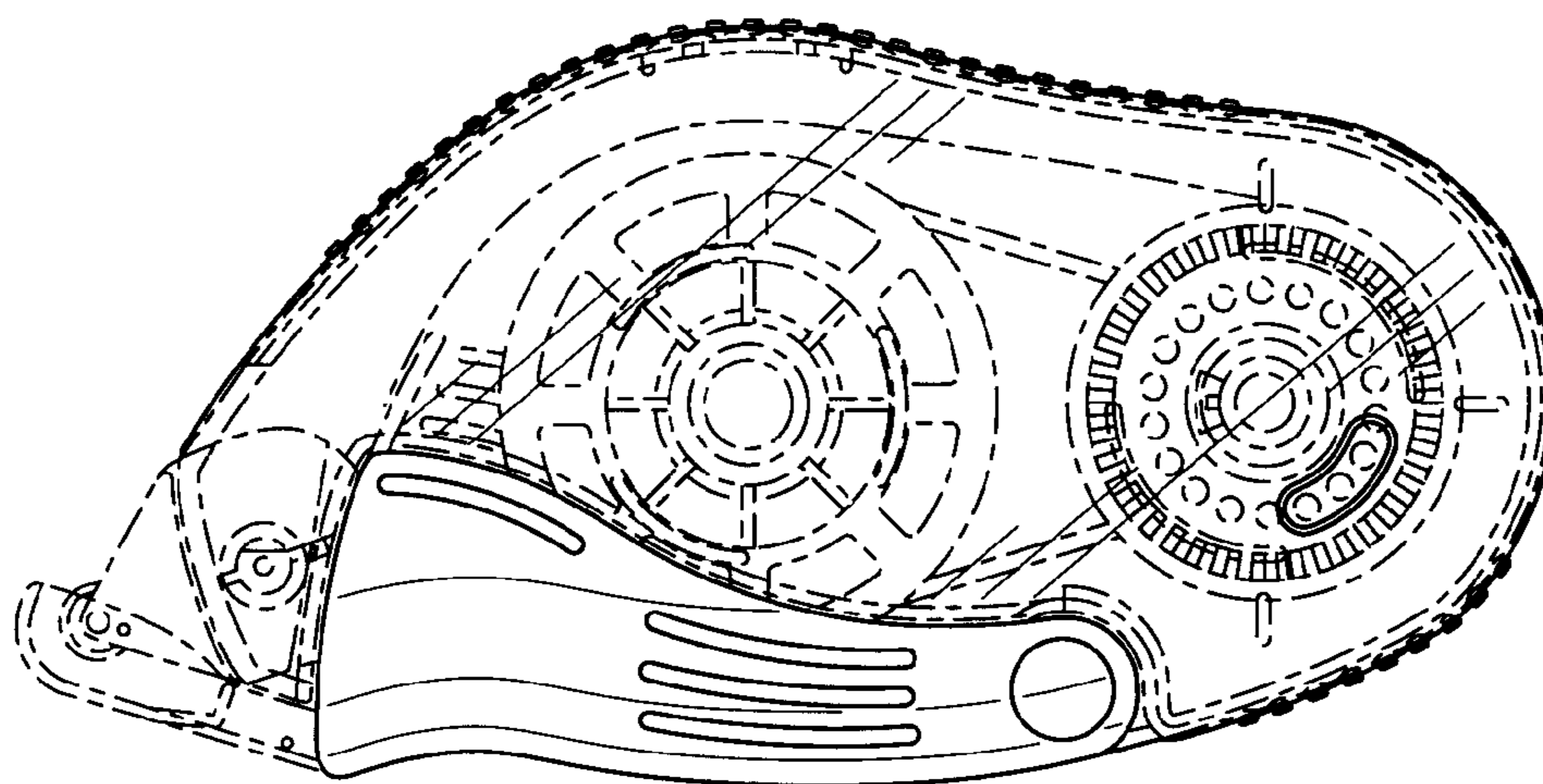


FIG. 4

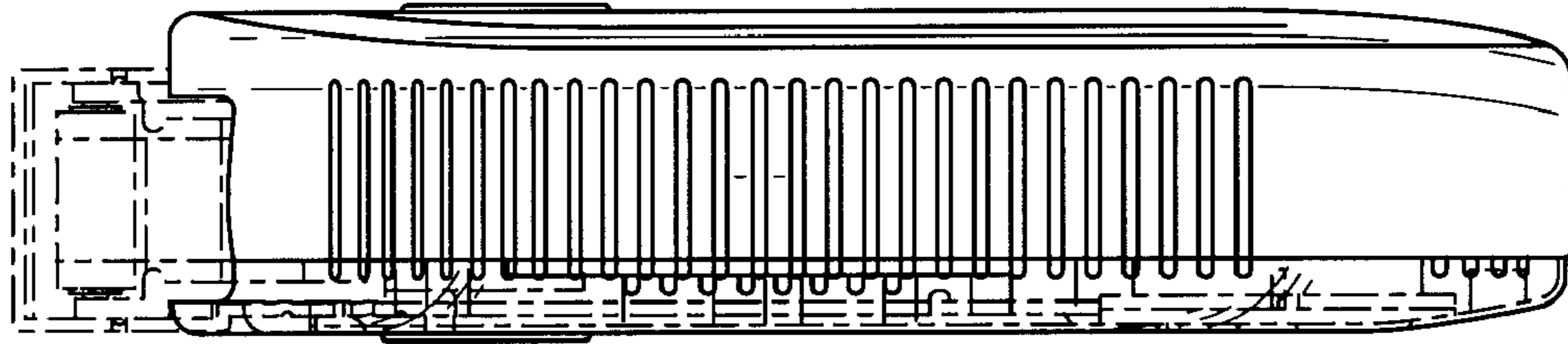


FIG. 5




FIG. 6

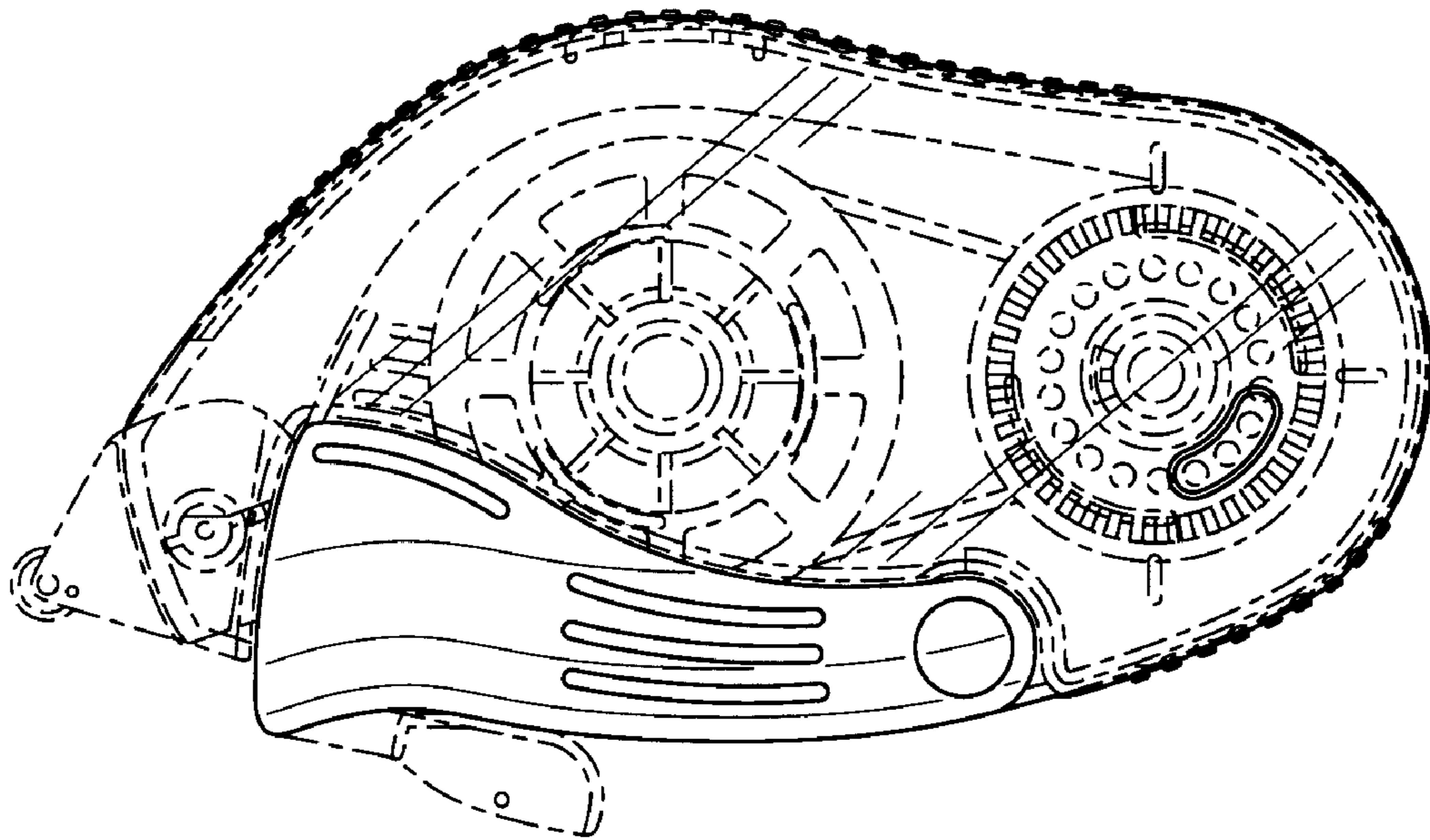


FIG. 7

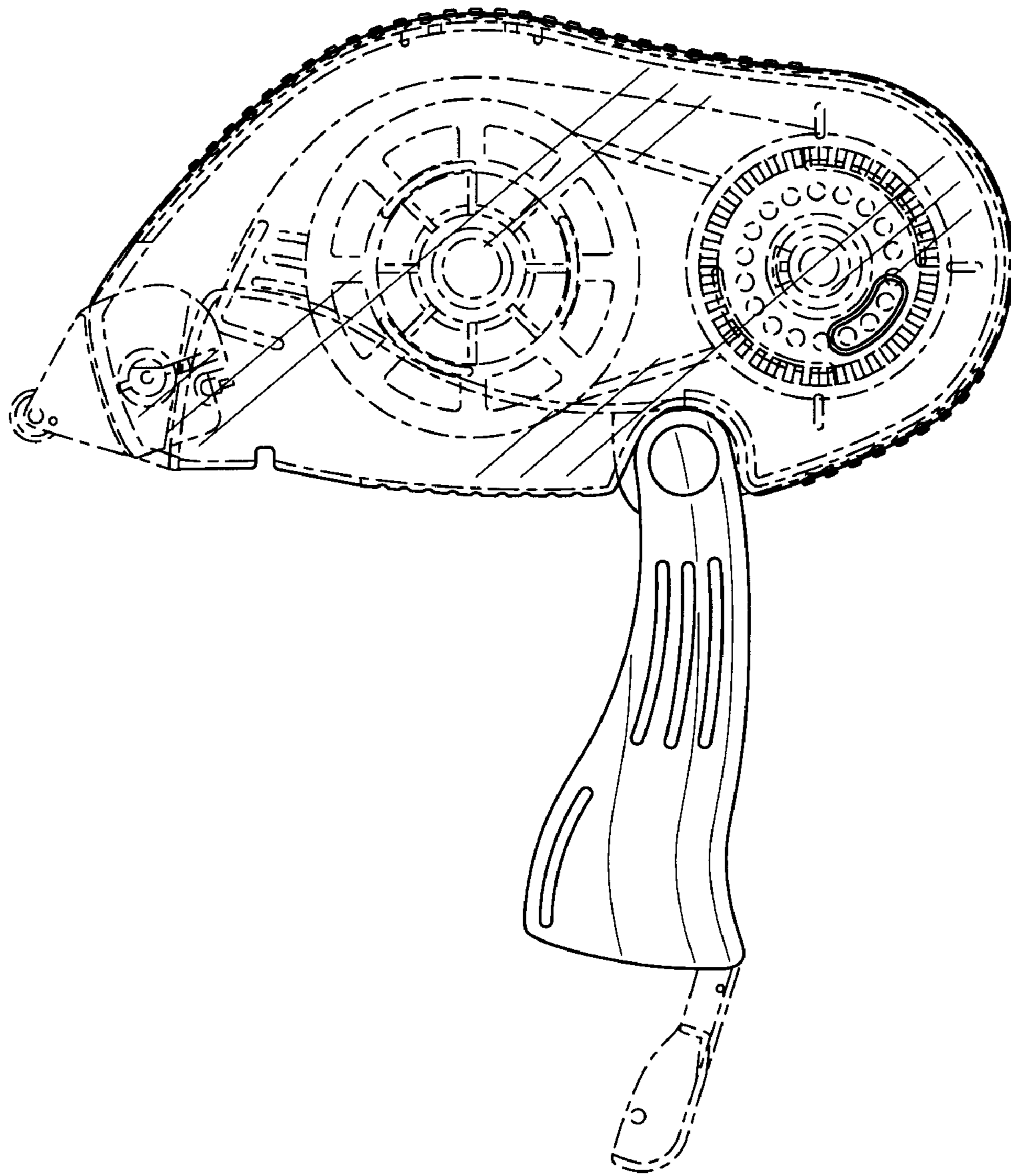


FIG. 8