



US00D559910S

(12) **United States Design Patent**  
**Qiu et al.**

(10) **Patent No.:** **US D559,910 S**  
(45) **Date of Patent:** **\*\* Jan. 15, 2008**

- (54) **PEN**
- (75) Inventors: **Zhiming Qiu**, Zhejiang (CN); **Junlin Tan**, Zhejiang (CN)
- (73) Assignee: **Beifa Group Co., Ltd.**, Ningbo (CN)
- (\*\*) Term: **14 Years**
- (21) Appl. No.: **29/249,781**
- (22) Filed: **Oct. 20, 2006**
- (30) **Foreign Application Priority Data**  
Apr. 22, 2006 (CN) ..... 2006 3 0024448
- (51) **LOC (8) Cl.** ..... **19-06**
- (52) **U.S. Cl.** ..... **D19/51**
- (58) **Field of Classification Search** ..... D19/35,  
D19/36, 41, 42, 43, 44, 45, 46, 47, 48, 49,  
D19/50, 51, 54, 55, 56, 57; 24/11 R, 11 F,  
24/11 P; 40/334; 401/52, 99, 100, 104,  
401/105, 106, 107, 108, 109, 192, 195, 196  
See application file for complete search history.

(56) **References Cited**

**U.S. PATENT DOCUMENTS**

1,689,390	A *	10/1928	Johnstone	.....	401/32
D91,976	S *	4/1934	Deli	.....	D8/104
D153,290	S	4/1949	Jensen		
D162,805	S	4/1951	Ferber		
D215,626	S *	10/1969	Jonkers	.....	D19/49
3,618,518	A *	11/1971	Rigoni	.....	101/263
D243,156	S *	1/1977	Fentules	.....	D9/426
D253,060	S	10/1979	Itoh		
D303,990	S *	10/1989	Petterson	.....	D19/48
D327,707	S	7/1992	Katami		
D359,757	S	6/1995	Inami		
D366,497	S	1/1996	Otake		
D367,673	S *	3/1996	Compte	.....	D19/51
D389,863	S	1/1998	Nguyen		
D404,069	S	1/1999	Hasegawa		
D404,426	S	1/1999	Takanashi		

D436,126	S *	1/2001	Rosenbaum	.....	D19/36
D443,642	S *	6/2001	Tsuchikura	.....	D19/36
D445,151	S *	7/2001	Chu	.....	D21/594

(Continued)

**OTHER PUBLICATIONS**

Qiu, Z., et al., U.S. Appl. No. 29/249,774, filed Oct. 20, 2006.

(Continued)

*Primary Examiner*—Elizabeth A. Albert  
*Assistant Examiner*—Karen E Eldridge Powers  
 (74) *Attorney, Agent, or Firm*—Christensen O'Connor Johnson Kindness PLLC

(57) **CLAIM**

The ornamental design for a pen, as shown and described.

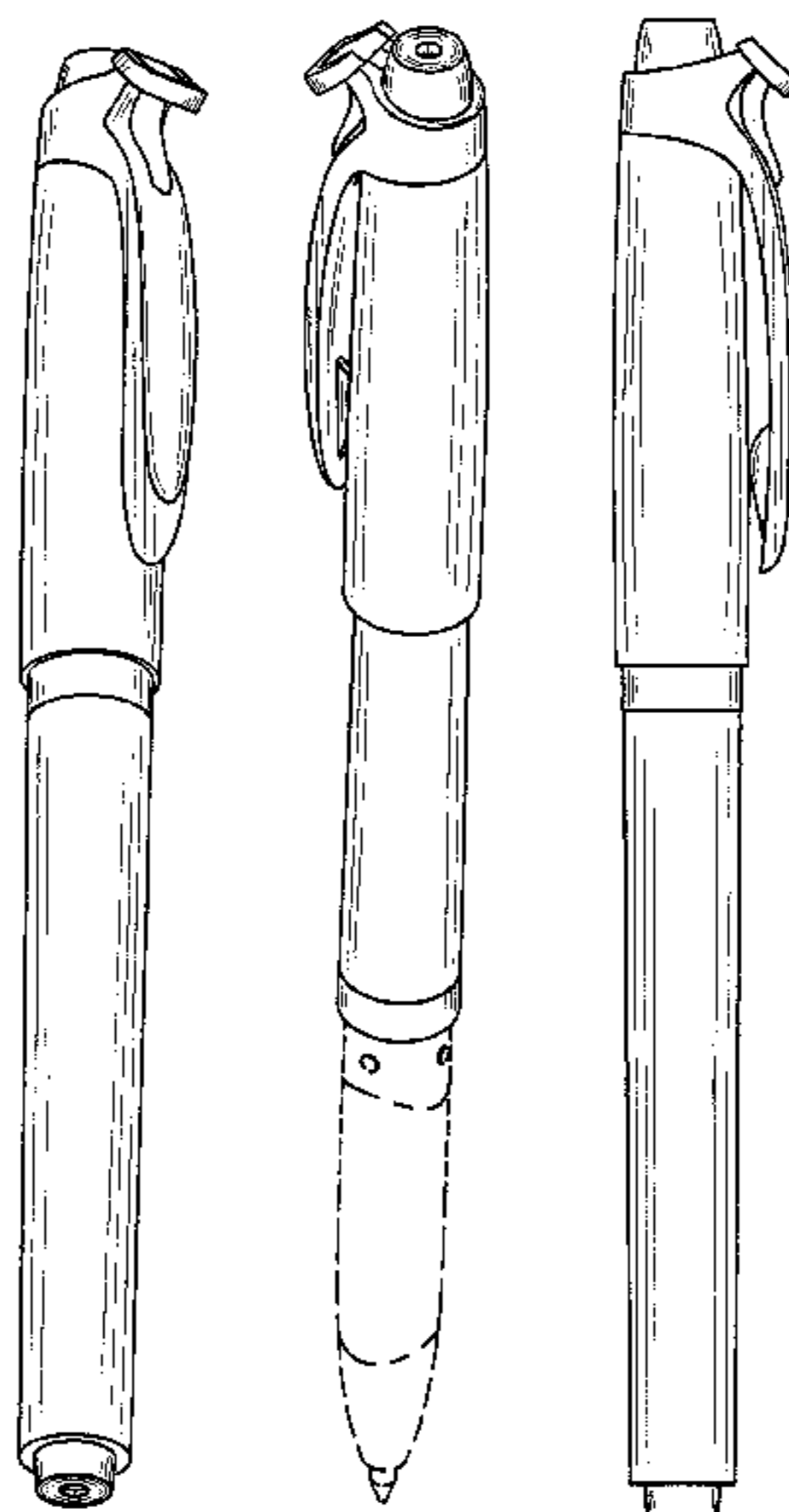
**DESCRIPTION**

FIG. 1 is a front left perspective view of a pen showing our new design;  
 FIG. 2 is a rear right perspective view of the pen shown in FIG. 1 with the pen cap removed and placed on the opposite end of the pen;  
 FIG. 3 is a left side elevation view of the pen shown in FIG. 1;  
 FIG. 4 is a top plan view thereof;  
 FIG. 5 is a front elevation view thereof;  
 FIG. 6 is a right side elevation view thereof;  
 FIG. 7 is a bottom plan view thereof; and,  
 FIG. 8 is a rear elevation view thereof.

The stippled shading shown in FIG. 2 represents a texture on the surface of the pen.

The pen grip and tip shown in broken lines in FIG. 2 illustrates environmental matter and forms no part of the claim.

**1 Claim, 3 Drawing Sheets**



# US D559,910 S

Page 2

## U.S. PATENT DOCUMENTS

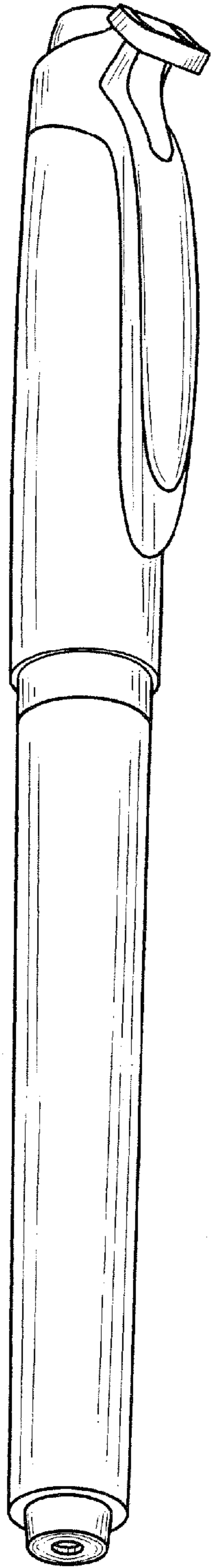
D445,827 S 7/2001 Stropkay  
D449,650 S \* 10/2001 Verhaeghe ..... D19/43  
D451,547 S \* 12/2001 Nishida ..... D19/48  
6,332,247 B1 \* 12/2001 Hsieh ..... 24/11 R  
D452,878 S \* 1/2002 Candelora et al. .... D19/43  
D454,588 S 3/2002 Takanashi  
D455,174 S 4/2002 Traut  
D456,040 S 4/2002 Moon  
D462,990 S 9/2002 Hwang  
D472,271 S 3/2003 Middleton  
D472,576 S 4/2003 Koury  
D480,422 S 10/2003 Belmondo  
D483,066 S 12/2003 Takanashi  
D484,537 S 12/2003 Arita  
D489,088 S 4/2004 Arita  
D499,138 S \* 11/2004 Banderet ..... D19/43  
D504,153 S \* 4/2005 Yang ..... D19/43

D507,299 S 7/2005 Qiu  
D510,598 S 10/2005 Qiu  
D522,579 S \* 6/2006 Sim ..... D19/36  
D526,022 S 8/2006 Qiu  
D535,692 S \* 1/2007 Gobbo ..... D19/49  
D542,843 S \* 5/2007 Qiu ..... D19/50  
D546,389 S \* 7/2007 Chiaruttini ..... D19/48  
D549,775 S \* 8/2007 Kent et al. .... D19/48

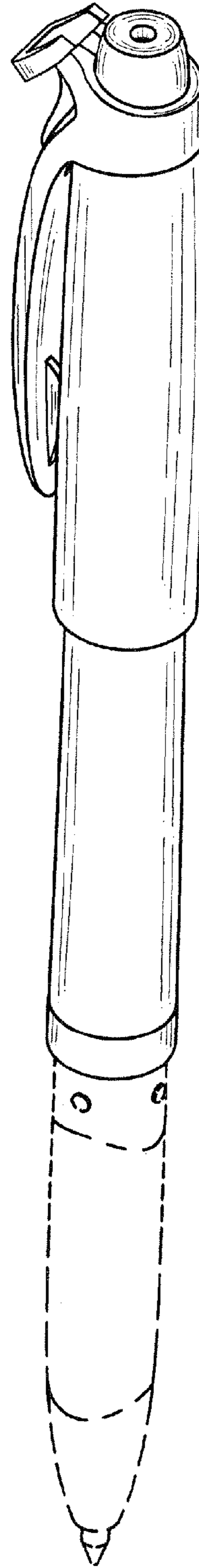
## OTHER PUBLICATIONS

Qiu, Z., et al., U.S. Appl. No. 29/249,784, filed Oct. 20, 2006.  
Qiu, Z., et al., U.S. Appl. No. 29/249,937, filed Oct. 26, 2006.  
Qiu, Z., U.S. Appl. No. 29/250,578, filed Nov. 21, 2006.  
Zhang, Y., U.S. Appl. No. 29/255,375, filed Mar. 7, 2006.  
Qiu, Z., et al., U.S. Appl. No. 29/275,048, filed Dec. 11, 2006.  
Zhao, F., et al., U.S. Appl. No. 29/276,200, filed Jan. 18, 2007.

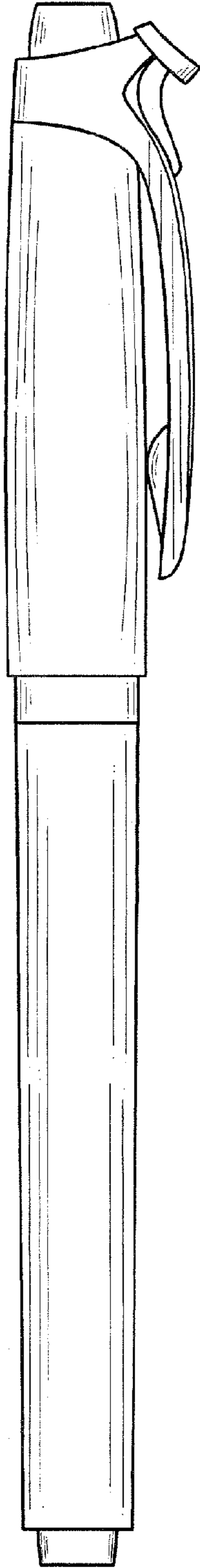
\* cited by examiner



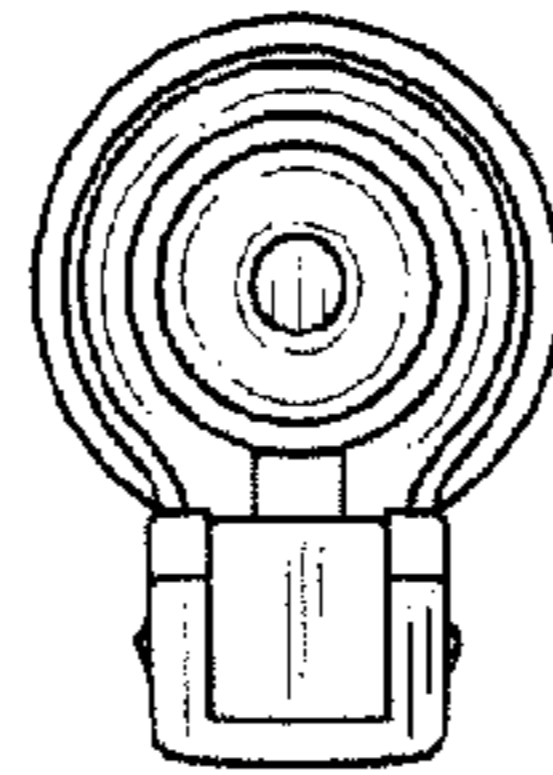
*Fig. 1.*



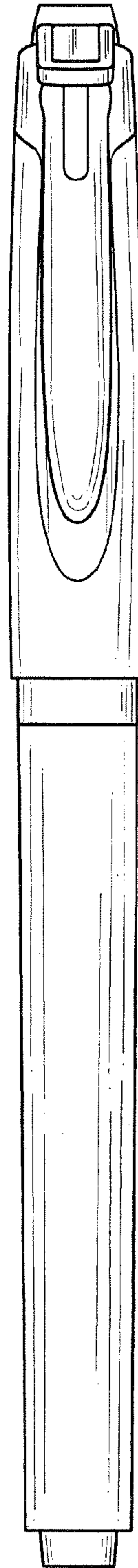
*Fig. 2.*



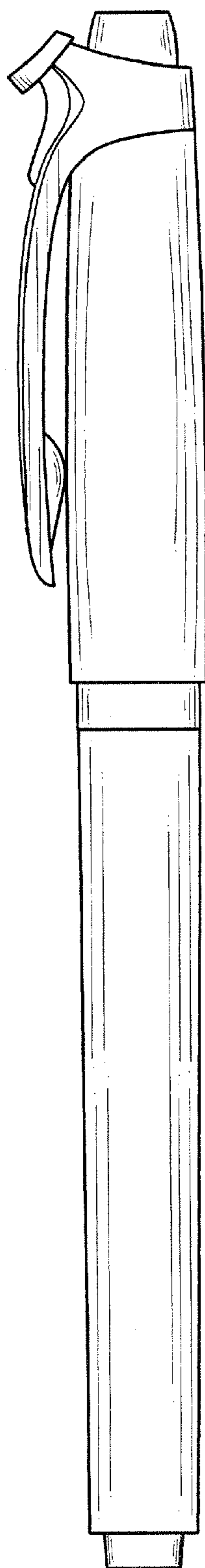
*Fig. 3.*



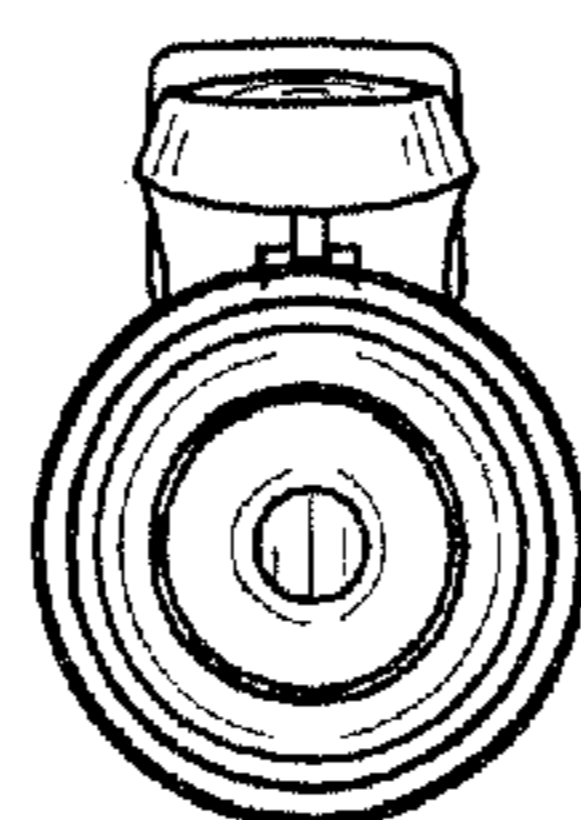
*Fig. 4.*



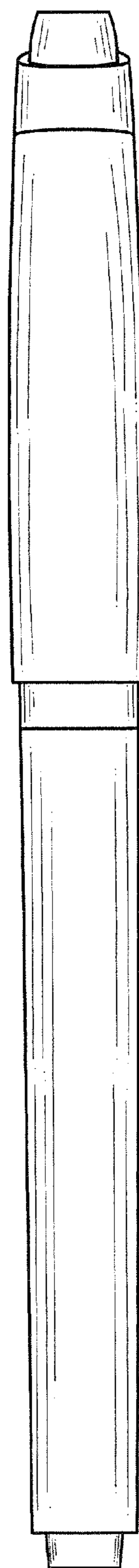
*Fig. 5.*



*Fig. 6.*



*Fig. 7.*



*Fig. 8.*

UNITED STATES PATENT AND TRADEMARK OFFICE  
**CERTIFICATE OF CORRECTION**

PATENT NO. : Des. 559,910 S  
APPLICATION NO. : 29/249781  
DATED : January 15, 2008  
INVENTOR(S) : Z. Qiu et al.

Page 1 of 1

It is certified that error appears in the above-identified patent and that said Letters Patent is hereby corrected as shown below:

<u>COLUMN</u>	<u>LINE</u>	<u>ERROR</u>
Item (75) Pg. 1, col. 1	Inventors	For both inventors <b>Zhiming Qiu</b> and <b>Junlin Tan</b> , "Zhejiang" should read --Ningbo--
Item (30) Pg. 1, col. 1	Foreign Appln. Priority Doc.	"2006 3 0024448" should read --2006 3 0024448.3--
Item (57) Pg. 1, col. 2	Description line 16	"illustrates" should read --illustrate--
Item (57) Pg. 1, col. 2	Description line 16	"forms" should read --form--

Signed and Sealed this

Seventh Day of October, 2008



JON W. DUDAS  
*Director of the United States Patent and Trademark Office*