



US00D559908S

(12) **United States Design Patent**
Han

(10) **Patent No.:** **US D559,908 S**
(45) **Date of Patent:** **** Jan. 15, 2008**

(54) **MECHANICAL PENCIL**

(76) Inventor: **Aiguo Han**, Airport Ave., No. 26 W.
Small Zone, Eco. & Tech. Dev. Zone,
Wenzhou (CN)

(**) Term: **14 Years**

(21) Appl. No.: **29/248,807**

(22) Filed: **Sep. 5, 2006**

(51) **LOC (8) Cl.** **19-06**

(52) **U.S. Cl.** **D19/46**

(58) **Field of Classification Search** D19/35,
D19/36, 41-51, 53-57; 24/11 R, 11 F, 11 P;
401/52, 99, 100, 104, 105, 106, 107, 108,
401/109, 192, 195, 196
See application file for complete search history.

(56) **References Cited**

U.S. PATENT DOCUMENTS

829,327 A *	8/1906	Crisp	15/425
D95,769 S *	5/1935	Meilner	D19/53
D198,959 S *	8/1964	Di Fulvio et al.	D10/72
D394,875 S *	6/1998	Izushima	D19/51
D405,468 S *	2/1999	Izushima	D19/51
D415,197 S *	10/1999	Izushima	D19/48
D421,772 S *	3/2000	Maruyama	D19/51

D455,178 S *	4/2002	DeLuca et al.	D19/54
D466,154 S *	11/2002	DeLuca et al.	D19/46
D469,125 S *	1/2003	Jacquet	D19/53
D484,187 S *	12/2003	Moon	D19/51
D501,507 S *	2/2005	Lecce	D19/51

* cited by examiner

Primary Examiner—Elizabeth A. Albert

(74) *Attorney, Agent, or Firm*—Global IP Services; Tianhua Gu

(57) **CLAIM**

The ornamental design for a mechanical pencil, as shown and described.

DESCRIPTION

FIG. 1 is a perspective view of a mechanical pencil showing my new design;

FIG. 2 is a front view thereof;

FIG. 3 is a back view thereof;

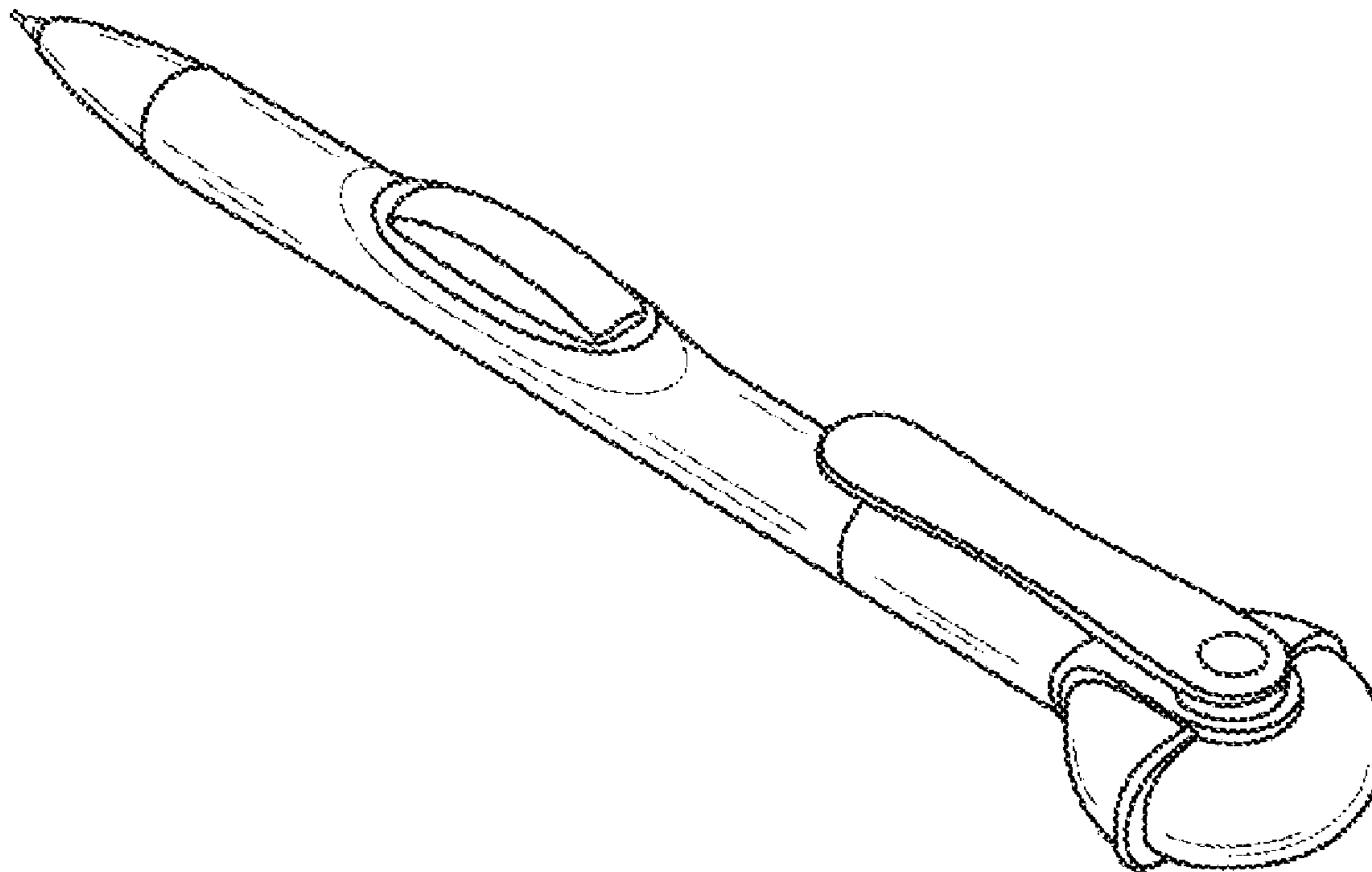
FIG. 4 is a left side view thereof;

FIG. 5 is a right side view thereof;

FIG. 6 is a top view thereof; and,

FIG. 7 is a bottom view thereof.

1 Claim, 4 Drawing Sheets



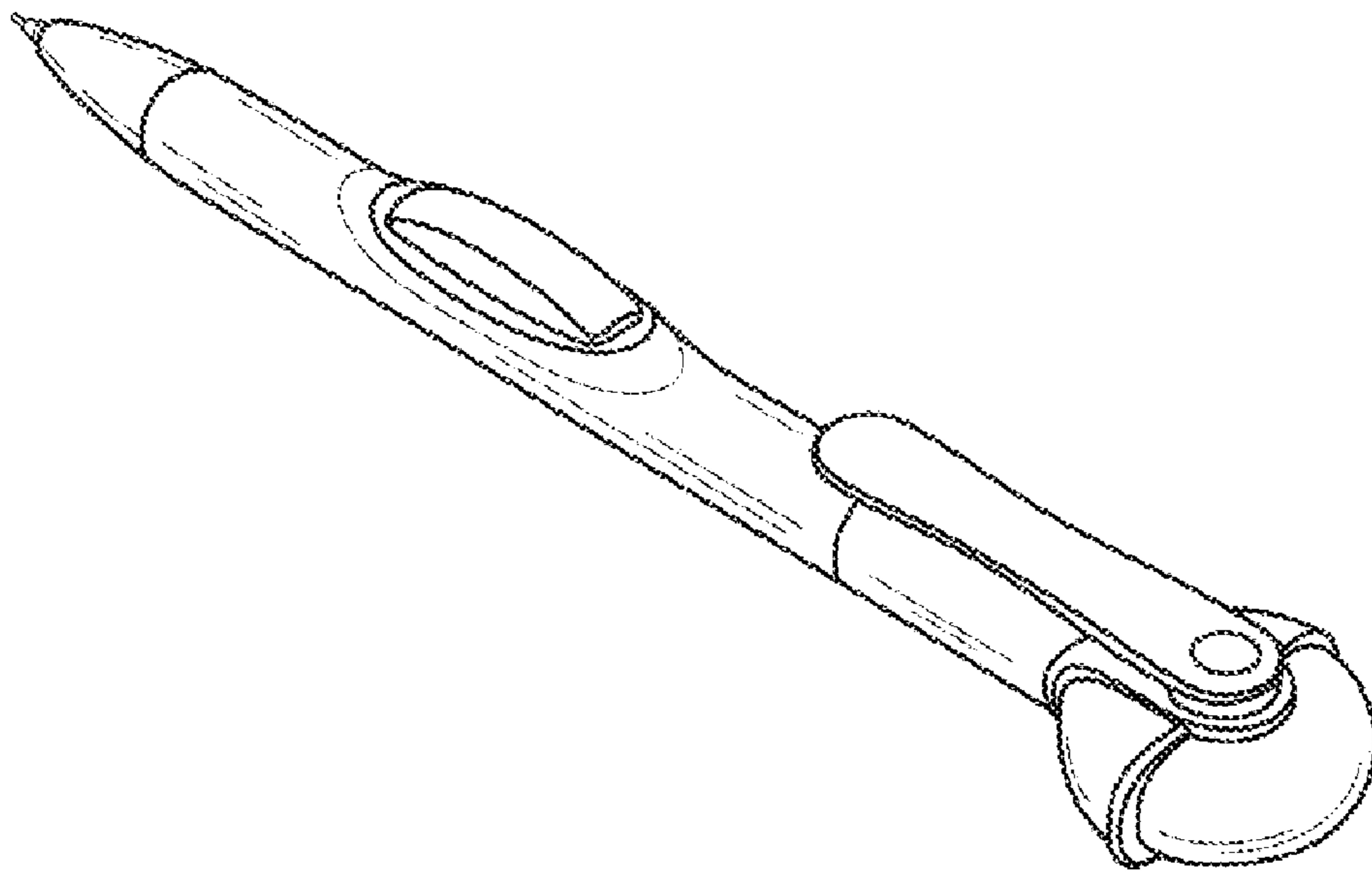


Fig. 1

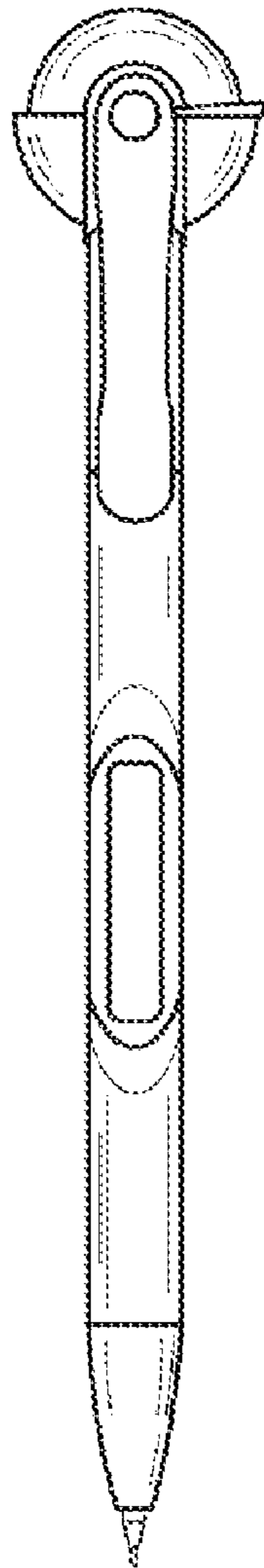


Fig. 2

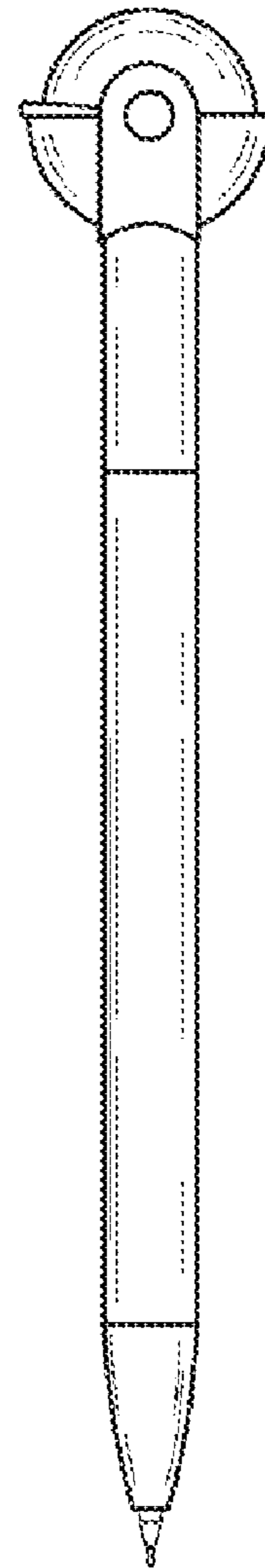


Fig. 3




Fig. 4




Fig. 5




Fig. 6

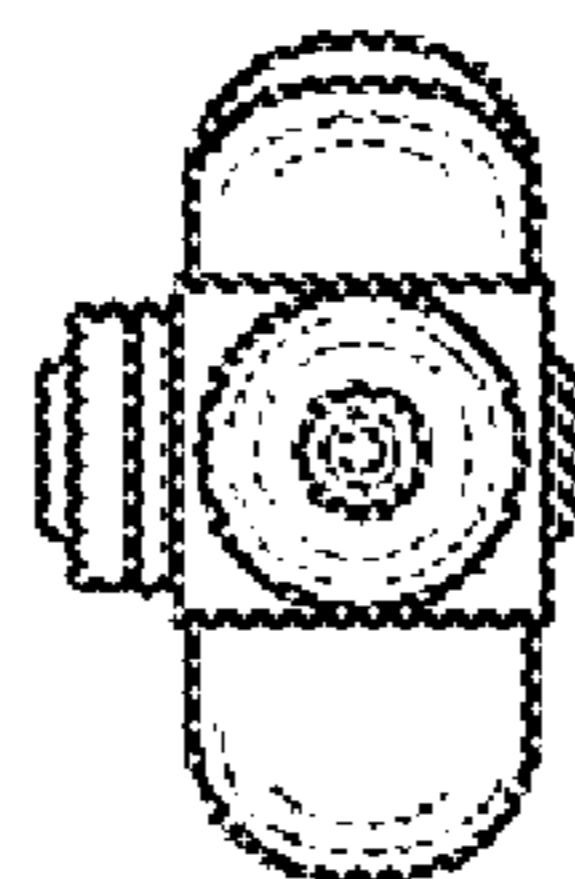


Fig. 7