



US00D559907S

(12) **United States Design Patent**
Howe

(10) **Patent No.:** **US D559,907 S**
(45) **Date of Patent:** **** Jan. 15, 2008**

(54) **SPECIALIZED AUTOGRAPH BOOK**

(76) Inventor: **Sheryl Howe**, 6512 Firestone Rd.,
Jacksonville, FL (US) 32244

(**) Term: **14 Years**

(21) Appl. No.: **29/269,887**

(22) Filed: **Dec. 11, 2006**

(51) **LOC (8) Cl.** **19-04**

(52) **U.S. Cl.** **D19/27**

(58) **Field of Classification Search** D19/32,
D19/27, 26; D3/247, 276, 201, 249, 273,
D3/294, 274, 243, 245, 302; 281/29, 38,
281/27.3; 402/3, 4, 31, 19

See application file for complete search history.

(56) **References Cited**

U.S. PATENT DOCUMENTS

D285,809	S *	9/1986	Sindler	D19/27
5,356,136	A	10/1994	Ippolito		
5,415,290	A	5/1995	Merkley et al.		
D382,900	S *	8/1997	Wyant	D19/27
D383,896	S *	9/1997	Whang	D3/254
D391,605	S *	3/1998	Wyant	D19/27
D418,160	S	12/1999	Gunasekera		
6,079,528	A *	6/2000	Moor	190/126
6,082,774	A	7/2000	Schlauch		
D435,863	S *	1/2001	Eskandry	D19/27
6,176,614	B1	1/2001	Taylor		
6,250,834	B1 *	6/2001	Wien	402/73
D452,612	S *	1/2002	Alexandroff	D3/265
D456,447	S	4/2002	Ader et al.		

6,827,209	B1	12/2004	Tank et al.		
6,920,709	B2	7/2005	LaMalfa		
D508,522	S *	8/2005	McCormack	D19/26
D508,775	S *	8/2005	Brann	D3/321
D512,100	S *	11/2005	Howes et al.	D19/86
D514,620	S *	2/2006	Brann	D19/27

* cited by examiner

Primary Examiner—Cathron C. Brooks

Assistant Examiner—Austin Murphy

(74) *Attorney, Agent, or Firm*—Robert C. Montgomery

(57) **CLAIM**

The ornamental design for a specialized autograph book, as shown and described.

DESCRIPTION

FIG. 1 is a perspective view of a specialized autograph book shown with indicia printed thereon and shown in an open position;

FIG. 2 is a top view thereof, shown in a closed configuration;

FIG. 3 is a bottom view of FIG. 2;

FIG. 4 is a front side elevation view of FIG. 2;

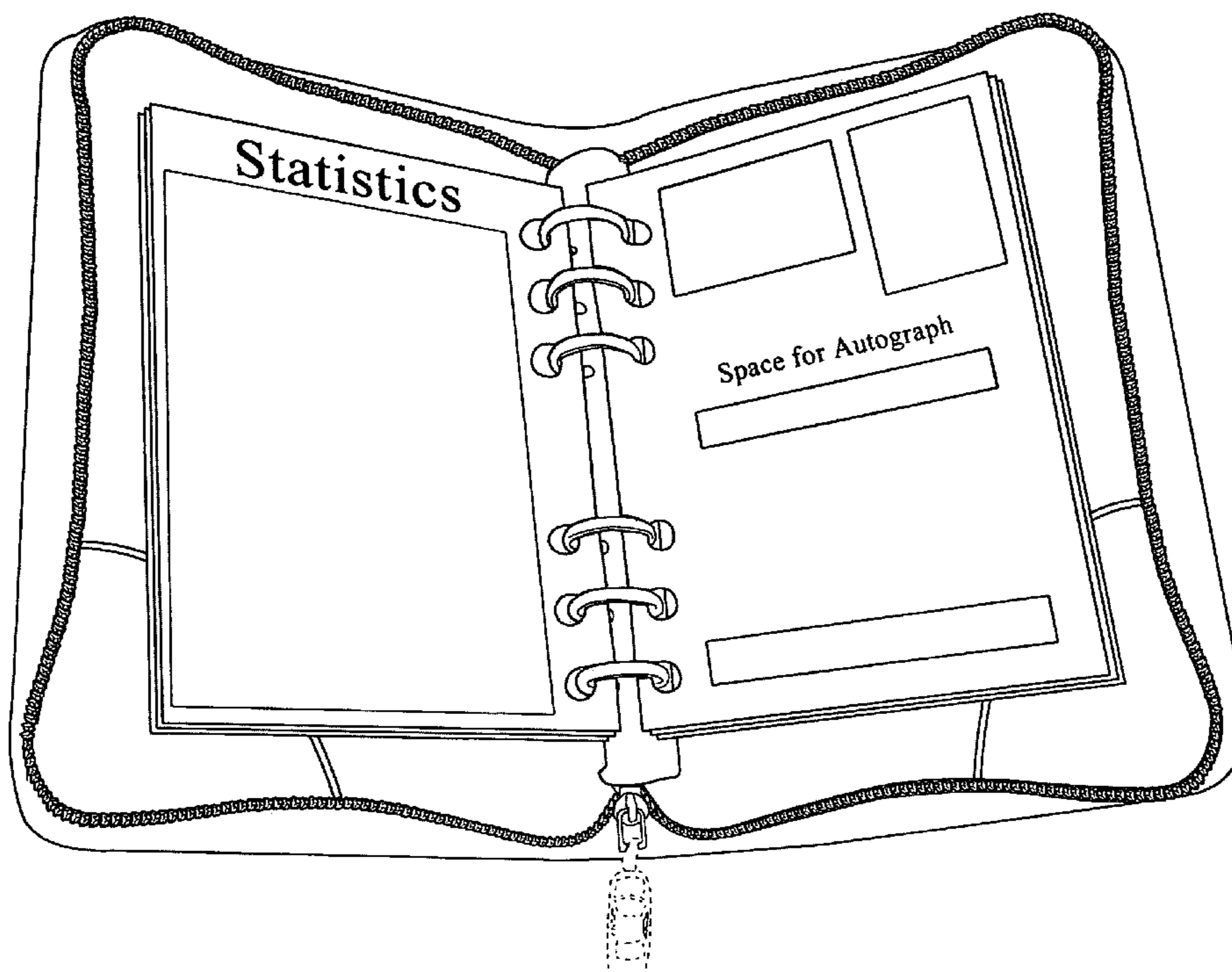
FIG. 5 is a rear side elevation view of FIG. 2;

FIG. 6 is a left side view of FIG. 2; and,

FIG. 7 is a right side view of FIG. 2.

The broken lines shown in the drawings form no part of the claimed design.

1 Claim, 4 Drawing Sheets



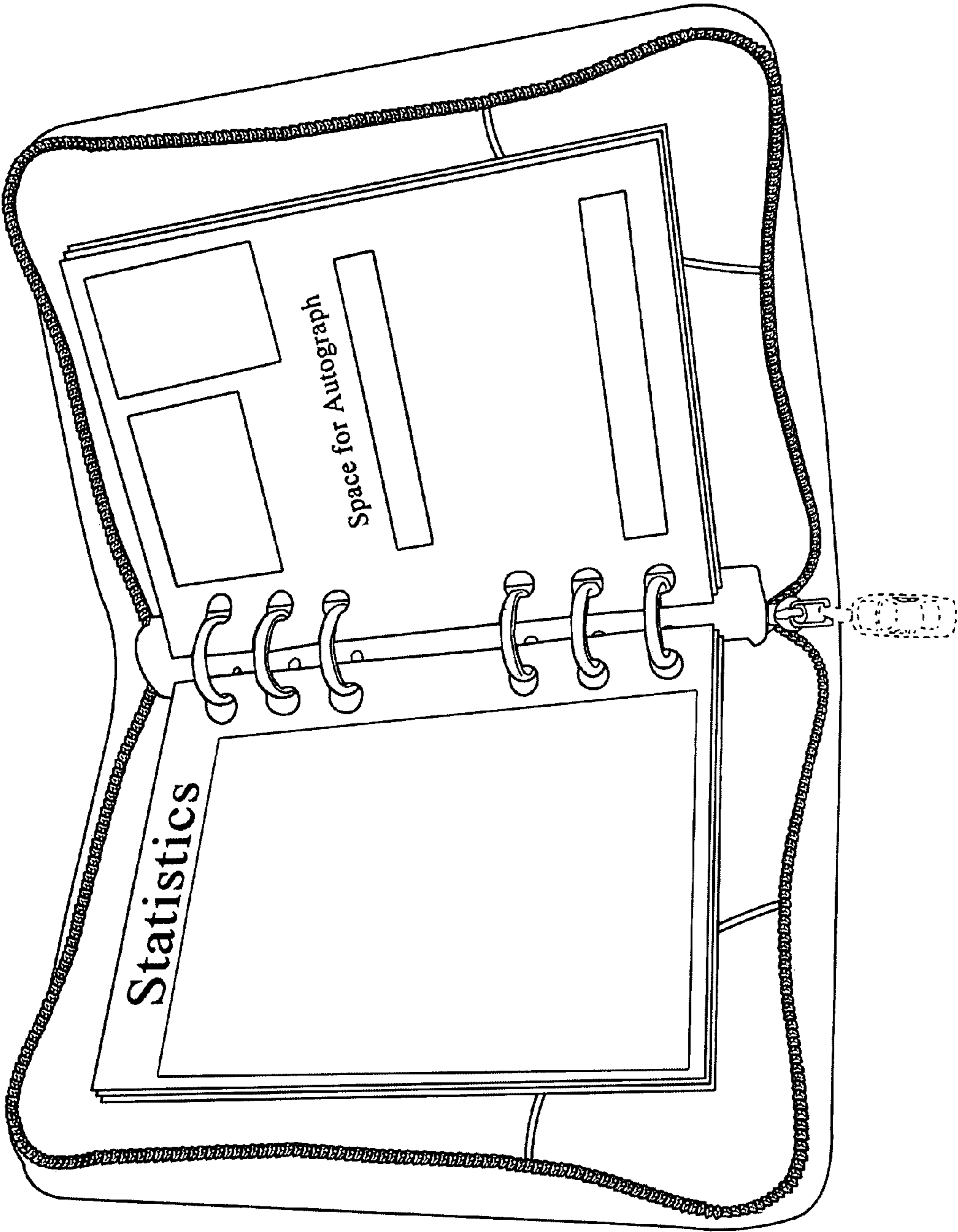


FIG. 1

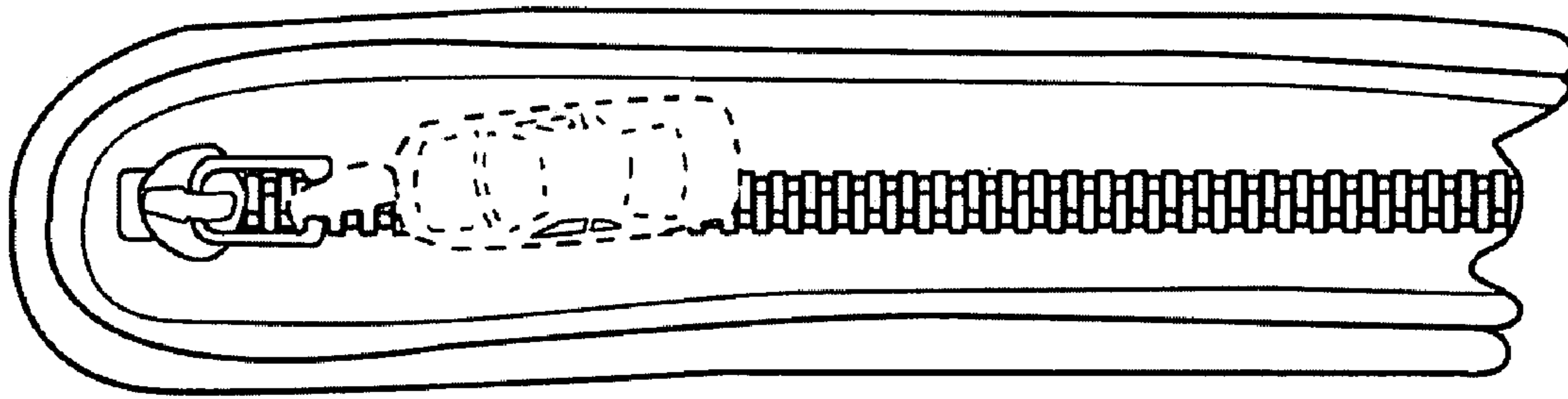


FIG. 2

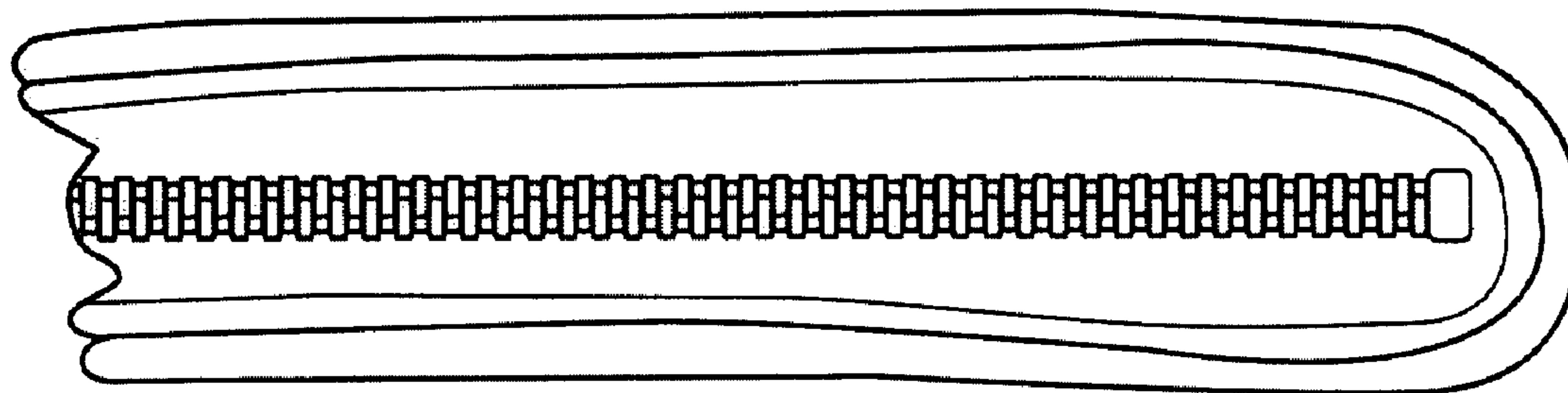


FIG. 3




FIG. 4

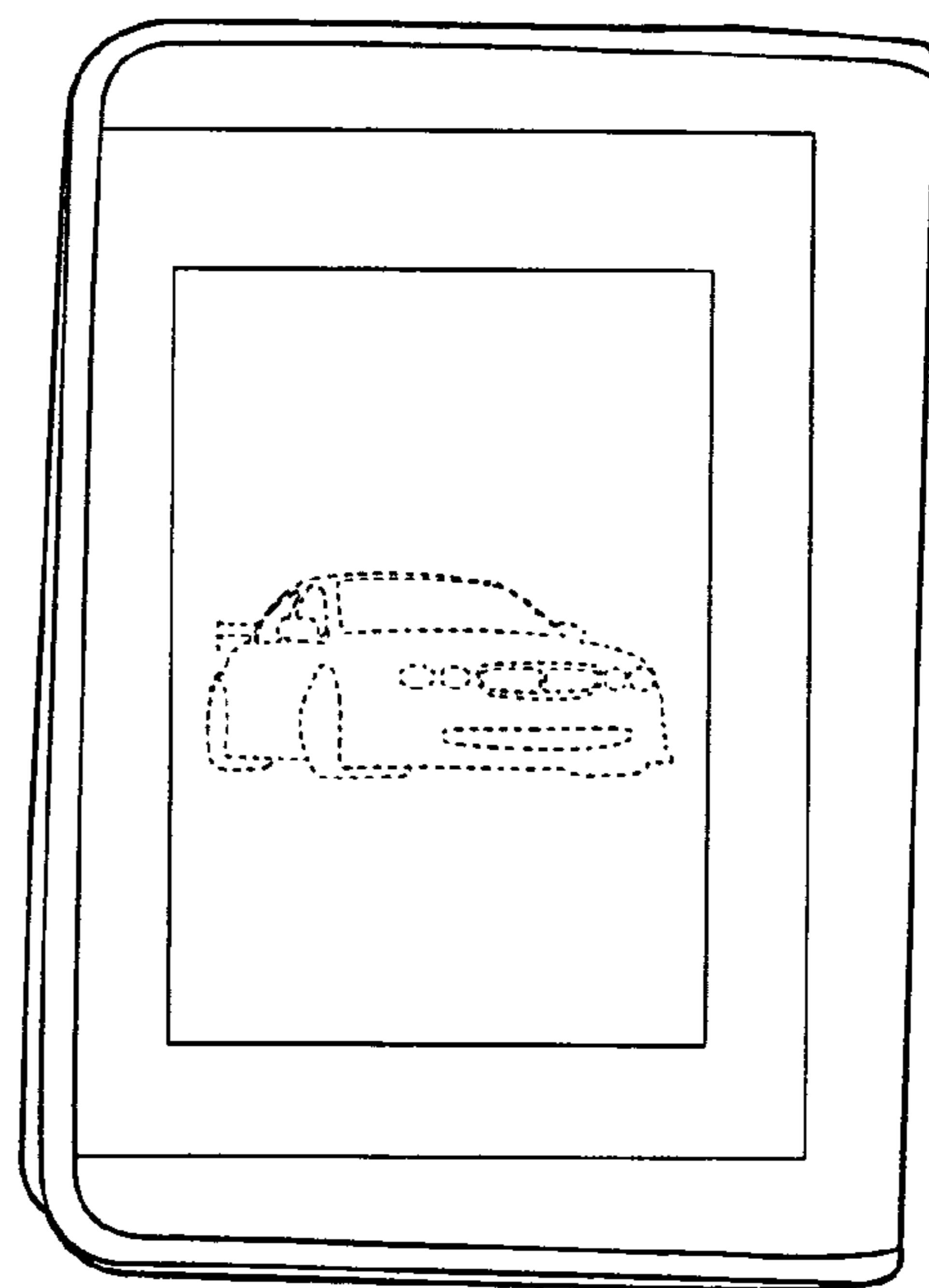


FIG. 5

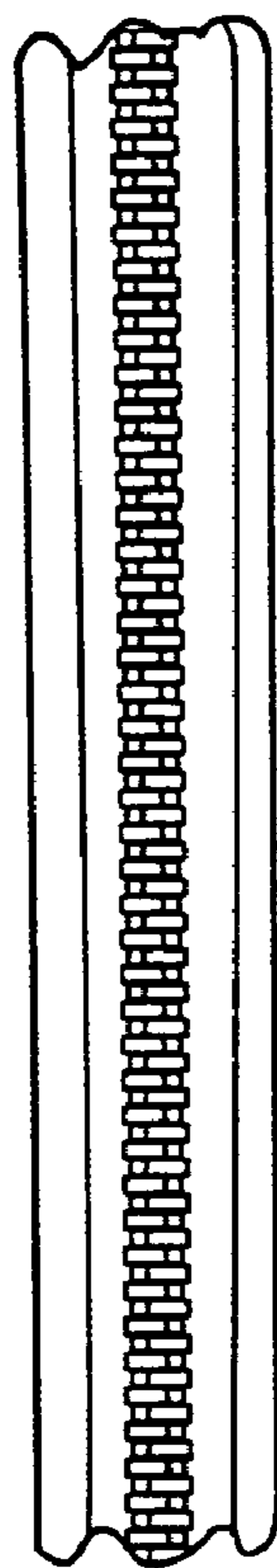


FIG. 6

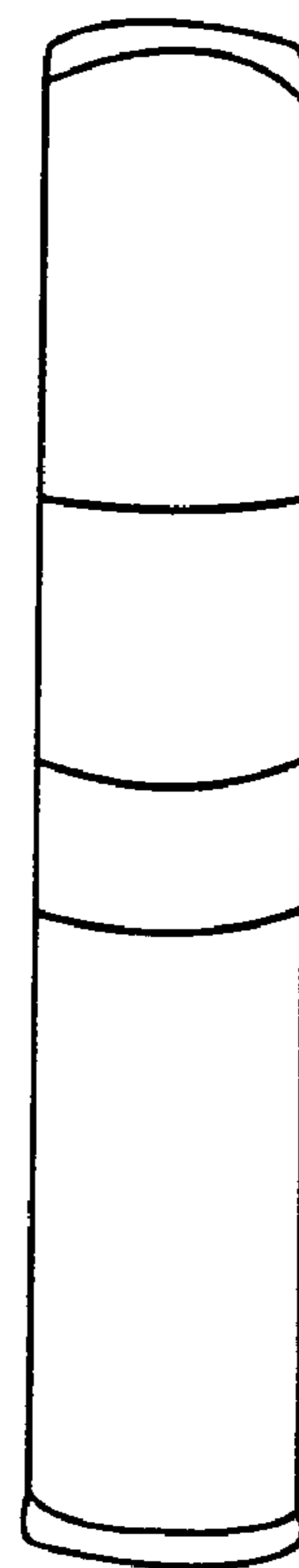


FIG. 7