



US00D559904S

(12) **United States Design Patent**  
**Schwab**

(10) **Patent No.: US D559,904 S**

(45) **Date of Patent: \*\* Jan. 15, 2008**

(54) **SINGLE ACCOUNT PAYMENT DEVICE**

(75) Inventor: **Miriam Schwab**, Great Neck, NY (US)

(73) Assignee: **Citicorp Credit Services, Inc.**, Long Island City, NY (US)

(\*\*) Term: **14 Years**

(21) Appl. No.: **29/272,213**

(22) Filed: **Feb. 2, 2007**

(51) **LOC (8) Cl. .... 19-08**

(52) **U.S. Cl. .... D19/9; D19/10; D14/436**

(58) **Field of Classification Search** ..... D19/1-12, D19/65, 99, 100; D20/22, 26, 27, 42; D14/436; D11/79; D10/109; 235/380-382, 441-443, 235/449, 487-494; 283/72-78, 107-114, 283/904; 379/355, 354, 357, 413; 361/737  
See application file for complete search history.

(56) **References Cited**

**U.S. PATENT DOCUMENTS**

D18,025 S *	1/1888	Kelsey	.....	D19/1
D309,159 S *	7/1990	Hickmott	.....	D20/26
D377,647 S	1/1997	Fekete et al.	.....	D14/114
D378,580 S	3/1997	Fekete et al.	.....	D11/79
D387,812 S *	12/1997	Liu	.....	D20/27
D388,723 S *	1/1998	Williams et al.	.....	D10/109
D403,667 S	1/1999	Musha	.....	D14/100
D406,574 S	3/1999	Eckley et al.	.....	D14/105
D427,640 S *	7/2000	Derentz	.....	D20/22

D439,280 S *	3/2001	Perelli	.....	D20/42
D450,350 S *	11/2001	Perelli	.....	D20/42
D486,482 S *	2/2004	Huang	.....	D14/242
D489,714 S *	5/2004	Yin et al.	.....	D14/242
D510,384 S	10/2005	Allen et al.	.....	D19/10
D520,899 S *	5/2006	Lawlor et al.	.....	D11/79
D523,436 S *	6/2006	Ge et al.	.....	D14/436
D532,332 S	11/2006	van Haperen et al.	.....	D11/79

\* cited by examiner

*Primary Examiner*—Stella M. Reid

*Assistant Examiner*—Susan E Krakower

(74) *Attorney, Agent, or Firm*—George T. Marcou; King & Spalding LLP

(57) **CLAIM**

The ornamental design for a single account payment device, as shown and described.

**DESCRIPTION**

FIG. 1 is a perspective view of single account payment device showing my new design.

FIG. 2 is a front view thereof;

FIG. 3 is a side view thereof;

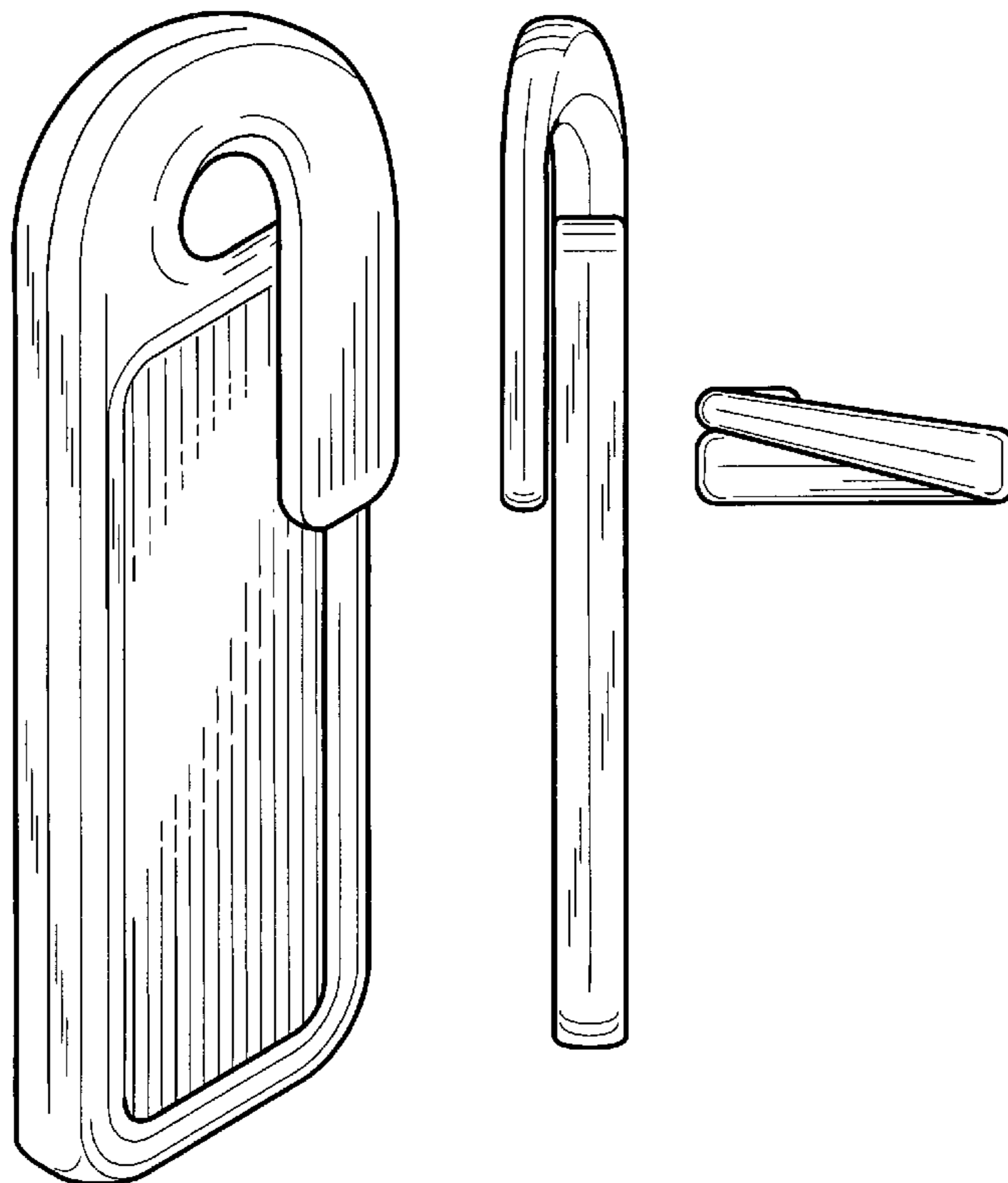
FIG. 4 is a top view thereof;

FIG. 5 is a rear view thereof;

FIG. 6 is another side view thereof; and,

FIG. 7 is a bottom view thereof.

**1 Claim, 3 Drawing Sheets**



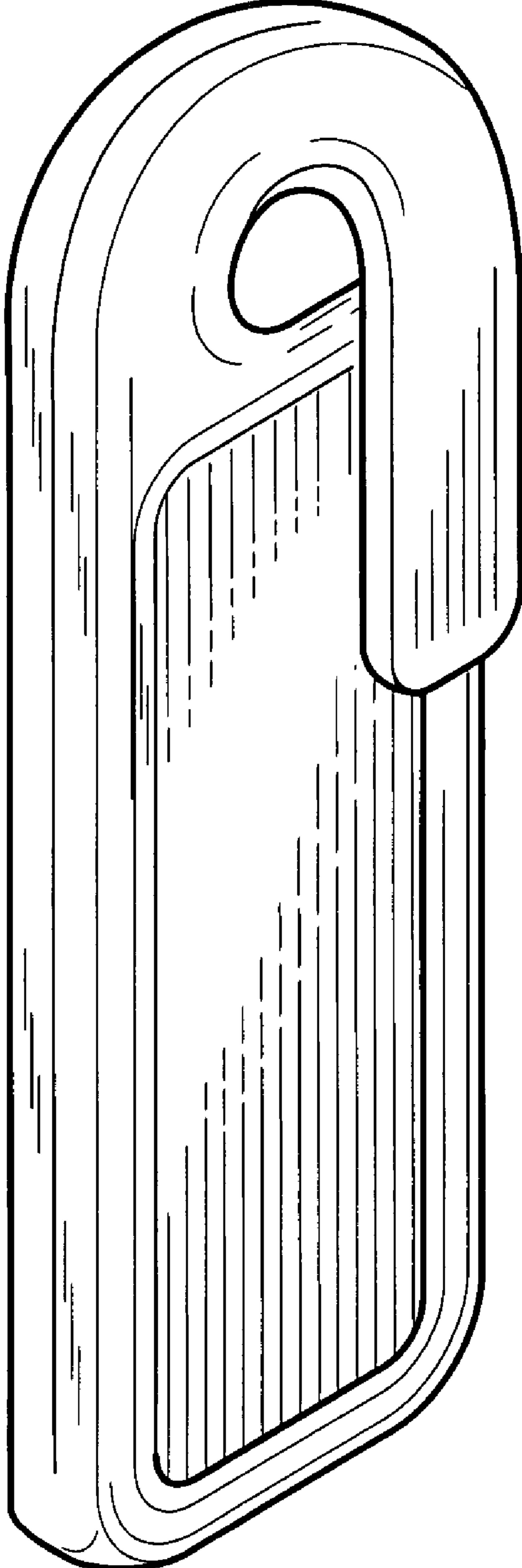


Fig. 1

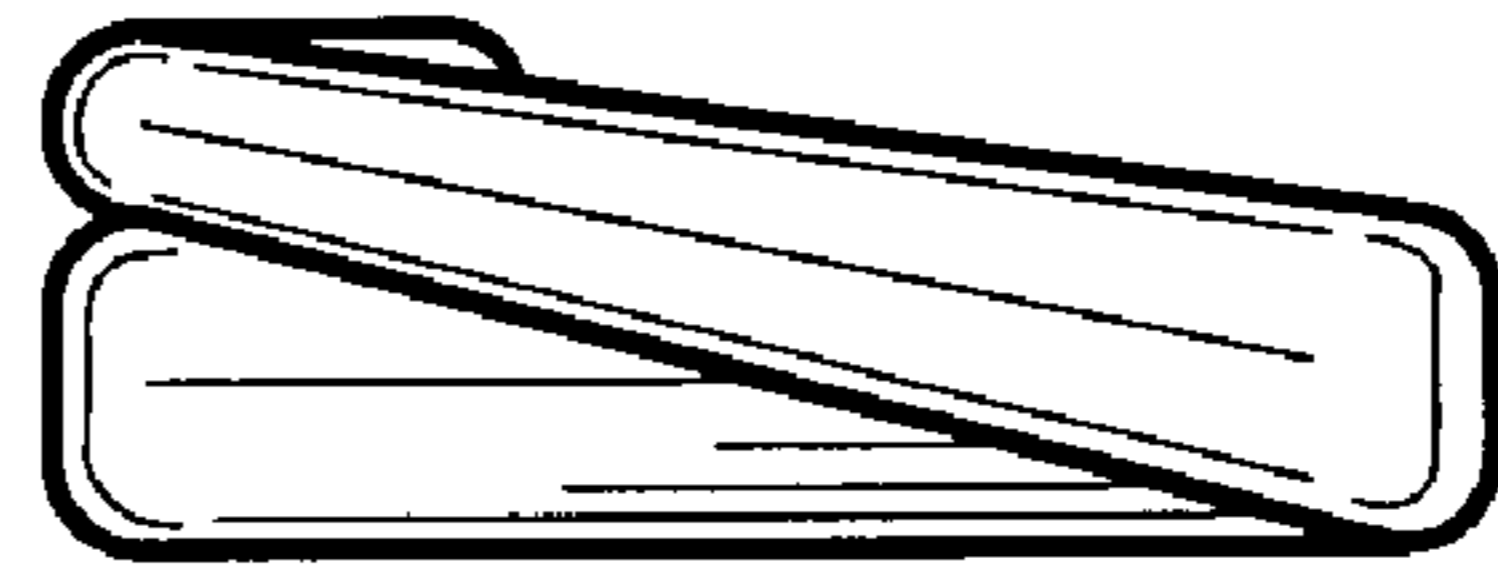


Fig. 4

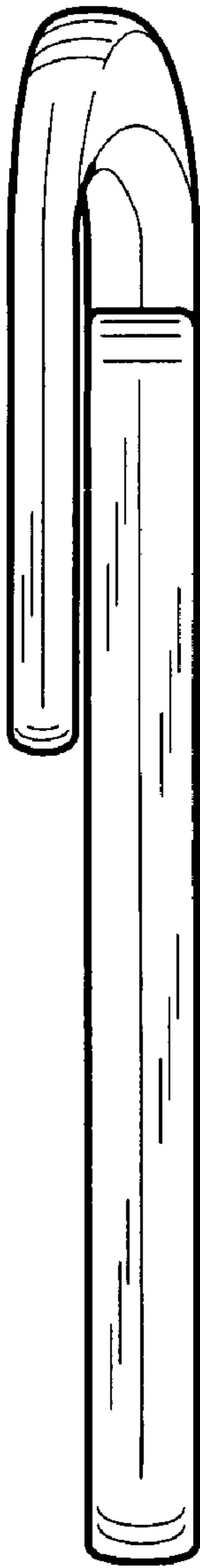


Fig. 3




Fig. 2

Fig. 6

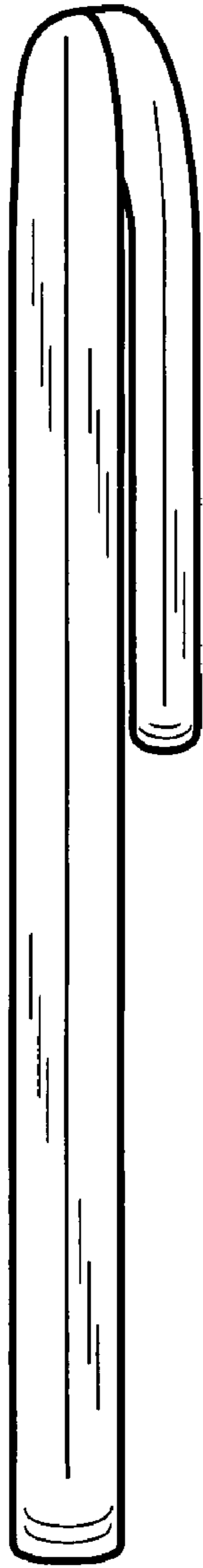


Fig. 5

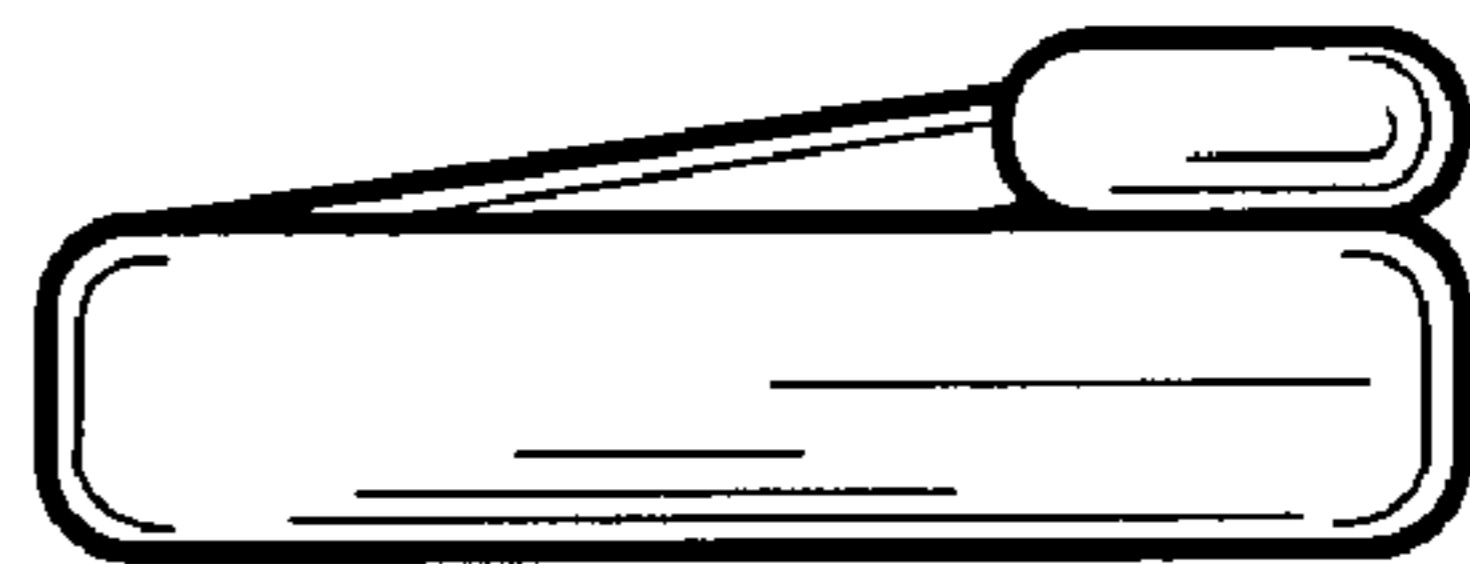
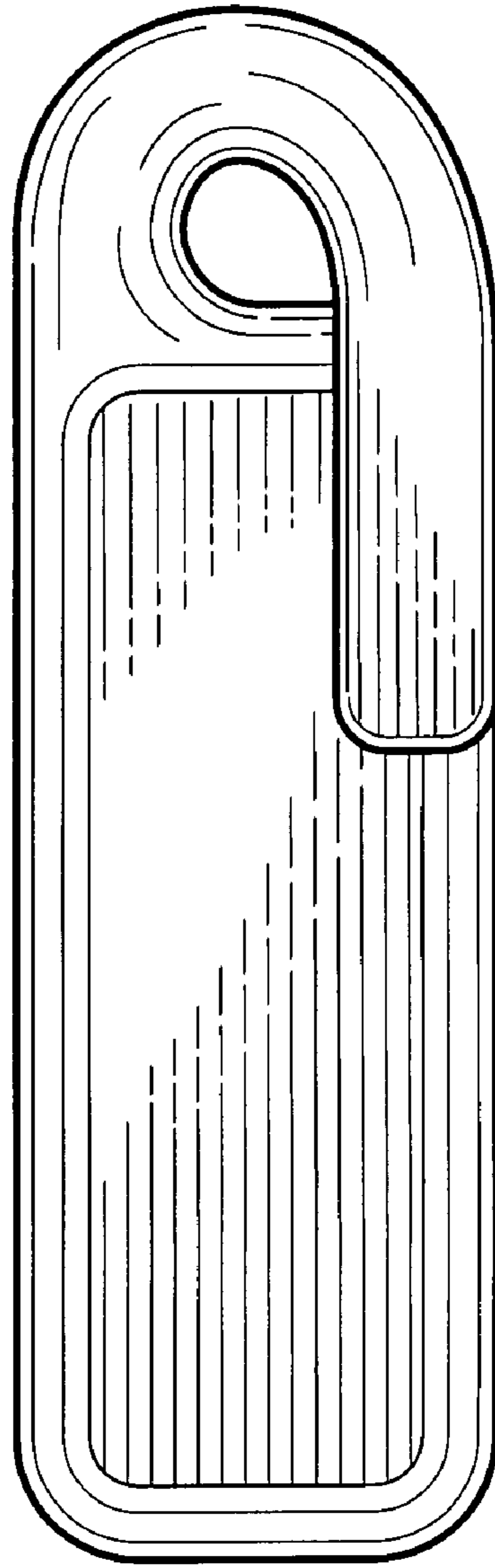


Fig. 7