



US00D559886S

(12) **United States Design Patent**
Masterson

(10) **Patent No.:** **US D559,886 S**

(45) **Date of Patent:** **** Jan. 15, 2008**

(54) **EYEWEAR HAVING MOVABLE LENSES**

(75) Inventor: **Byron J. Masterson**, Sarasota, FL (US)

(73) Assignee: **Hidden Harbor Group, LLC**,
Sarasota, FL (US)

(**) Term: **14 Years**

(21) Appl. No.: **29/234,449**

(22) Filed: **Jul. 18, 2005**

(51) **LOC (8) Cl.** **06-16**

(52) **U.S. Cl.** **D16/304; D16/303; D16/315**

(58) **Field of Classification Search** D16/101,
D16/300-330, 332-338, 900; D21/190;
D24/110.2; 351/41, 44, 51, 52, 61-63, 83,
351/86, 92, 103-111, 114, 117, 119, 121-124,
351/128, 130-132, 136-139, 153, 158; 2/426-432,
2/434-437, 441, 447-449; D12/191; 362/23
See application file for complete search history.

(56) **References Cited**

U.S. PATENT DOCUMENTS

2,752,819	A *	7/1956	Krukowski	351/59
D182,465	S *	4/1958	Hoffmaster	D16/303
D190,971	S *	7/1961	Rabb	D16/303
D200,666	S *	3/1965	Crestin-Billet	D16/303
D203,949	S *	3/1966	Dym	D16/303
D207,796	S *	5/1967	Hoffmaster	D16/303
D210,622	S *	3/1968	Simpson	D16/303
4,729,650	A *	3/1988	Jennings	351/47

5,561,481	A *	10/1996	Dileo et al.	351/59
D417,882	S *	12/1999	Merhazion	D16/303
6,409,355	B1 *	6/2002	Simon et al.	362/23
6,746,116	B1 *	6/2004	Chang	351/59

* cited by examiner

Primary Examiner—T. Chase Nelson

Assistant Examiner—Barbara Blanton Lohr

(74) *Attorney, Agent, or Firm*—Blackwell Sanders LLP

(57) **CLAIM**

The ornamental design for eyewear having movable lenses, as shown and described.

DESCRIPTION

FIG. 1 is a perspective view of eyewear having movable lenses;

FIG. 2 is a front elevational view of the eyewear having movable lenses shown in FIG. 1;

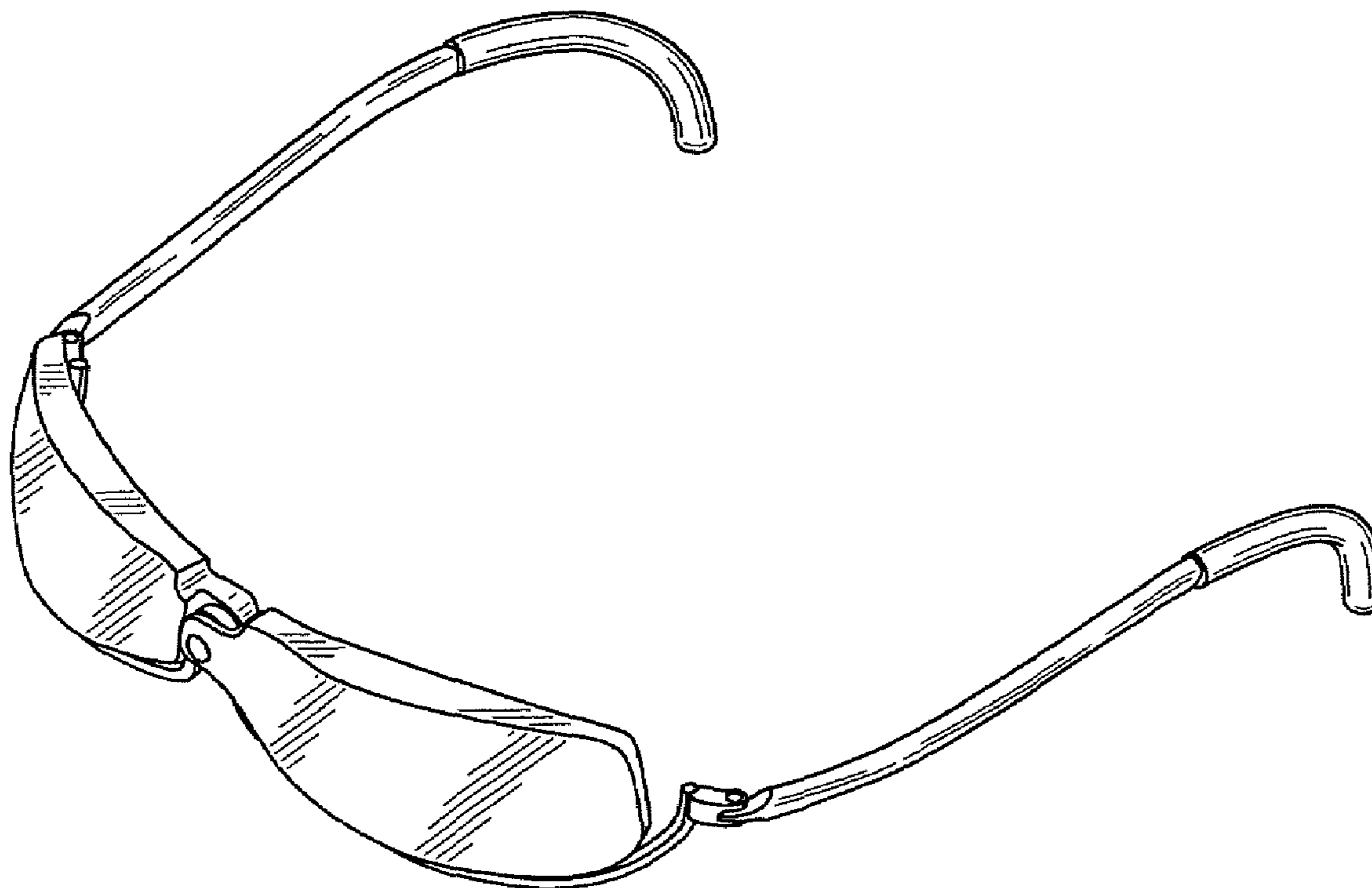
FIG. 3 is a top plan view of the eyewear having movable lenses shown in FIG. 1;

FIG. 4 is a rear elevational view of the eyewear having movable lenses shown in FIG. 1;

FIG. 5 is a right side elevational view of the eyewear having movable lenses shown in FIG. 1; and,

FIG. 6 is a bottom plan view of the eyewear having movable lenses shown in FIG. 1.

1 Claim, 3 Drawing Sheets



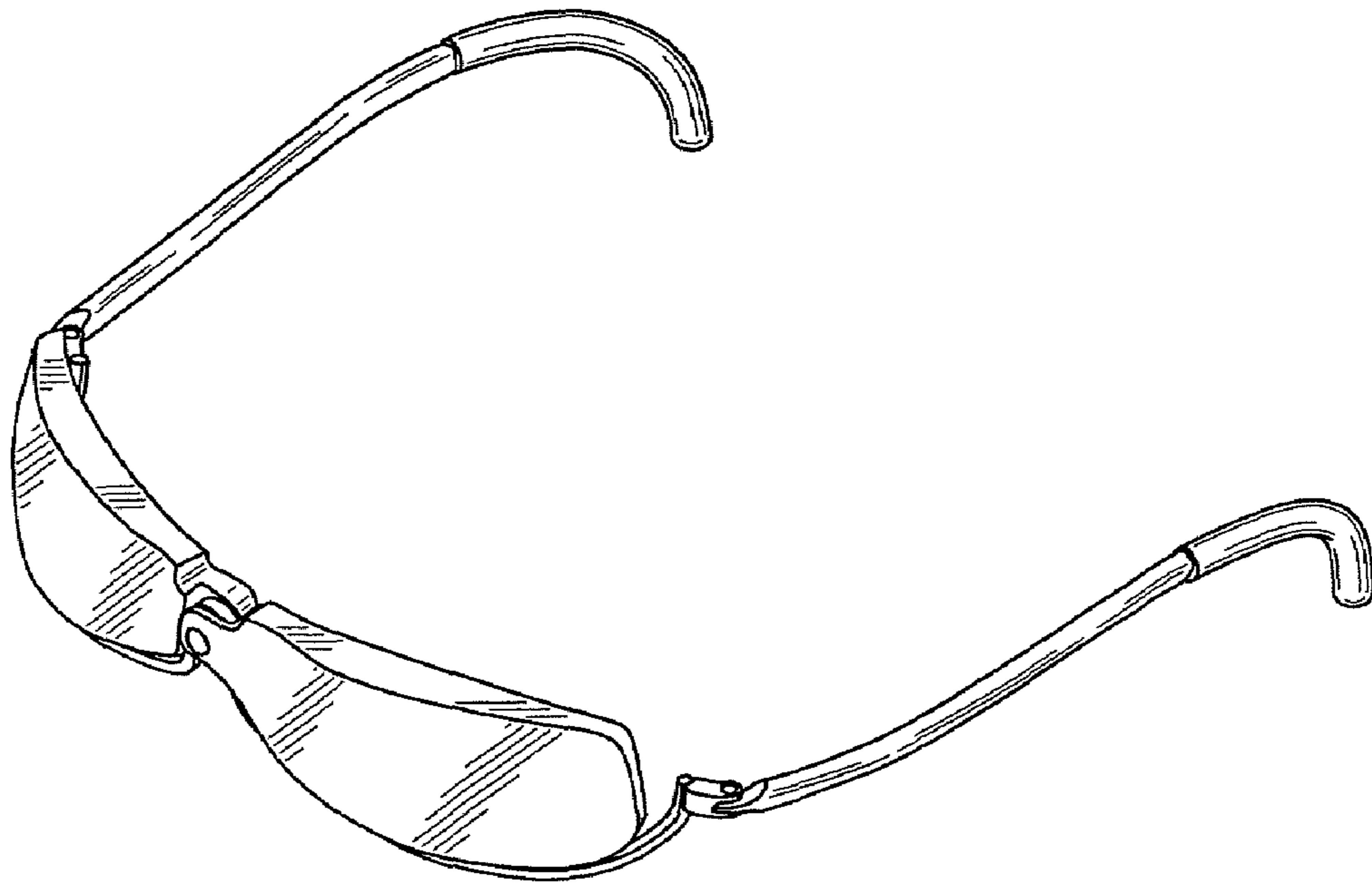


FIG. 1

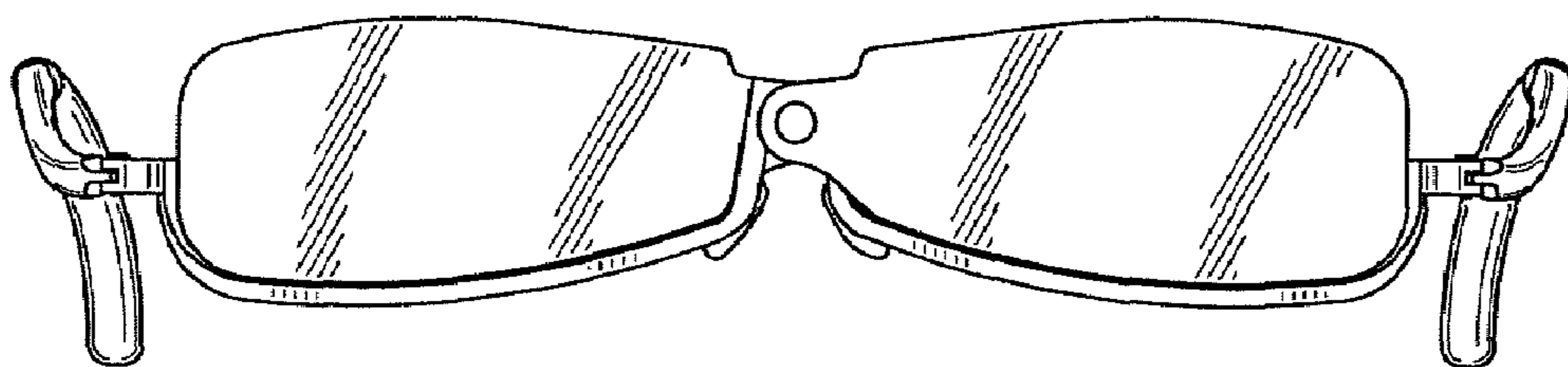


FIG. 2

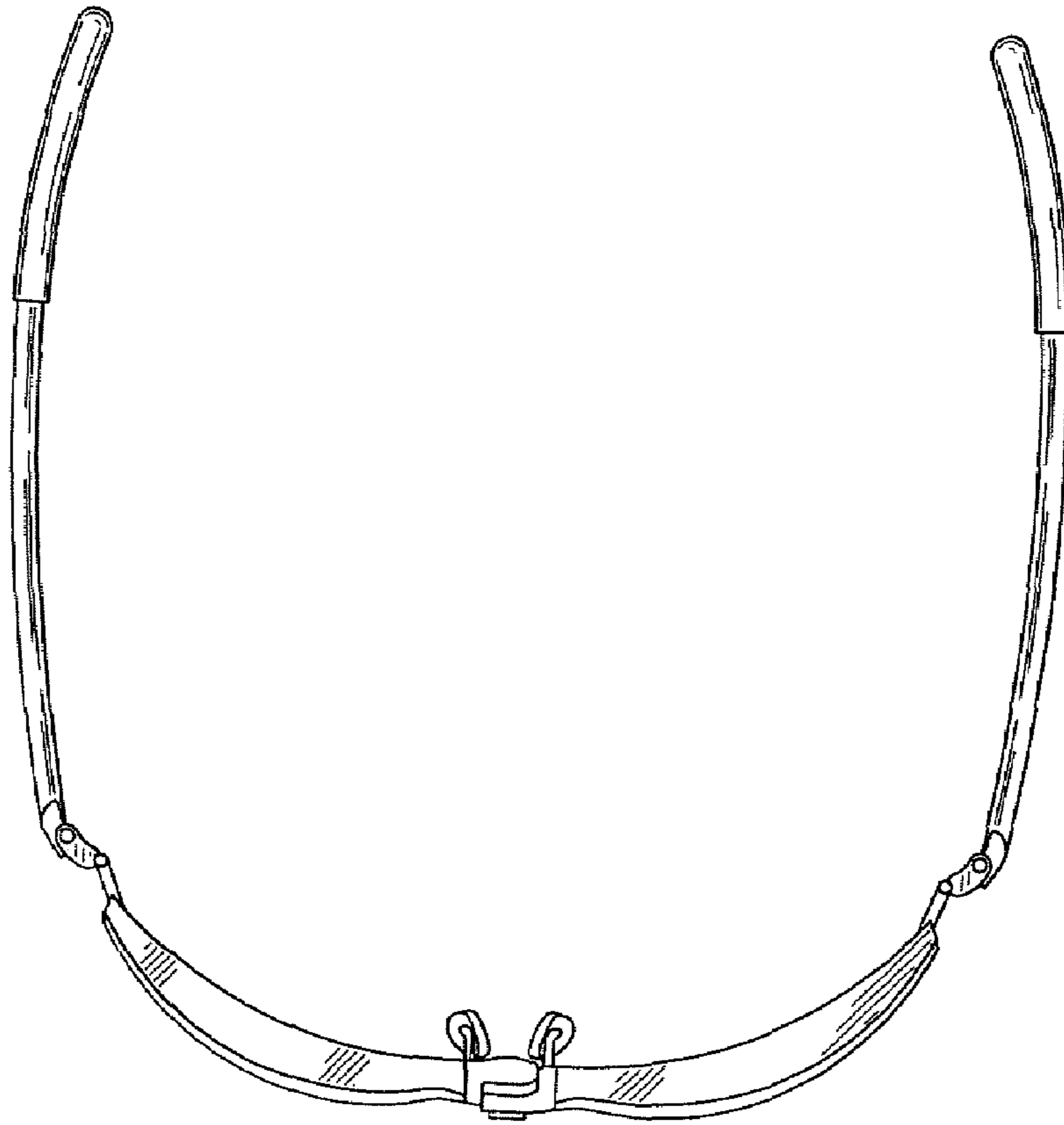


FIG. 3

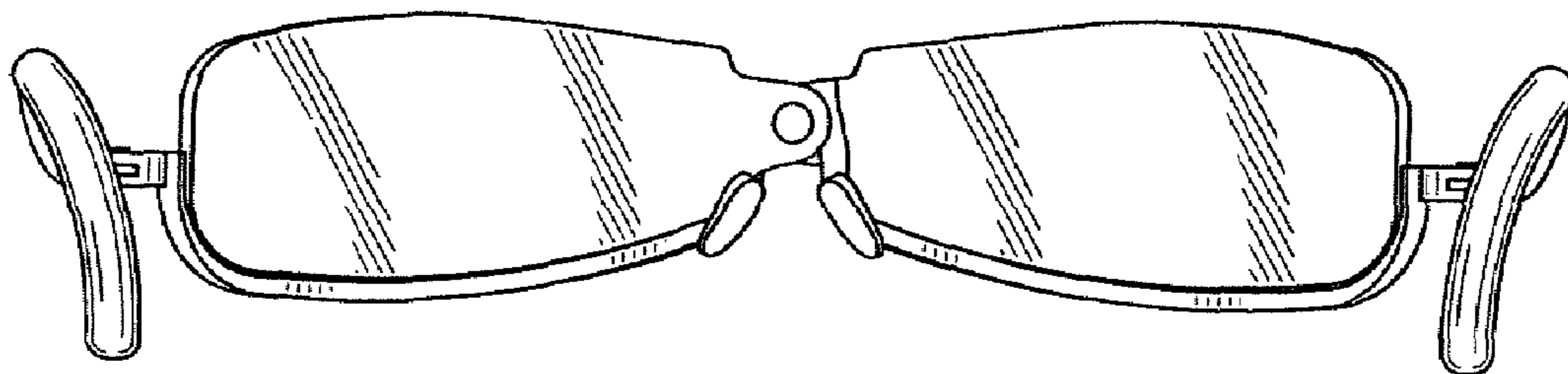


FIG. 4

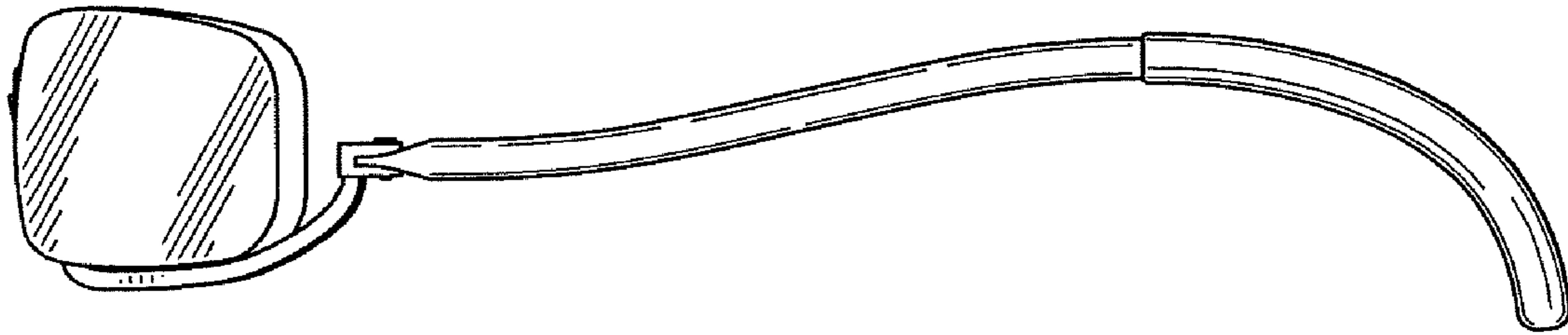


FIG. 5

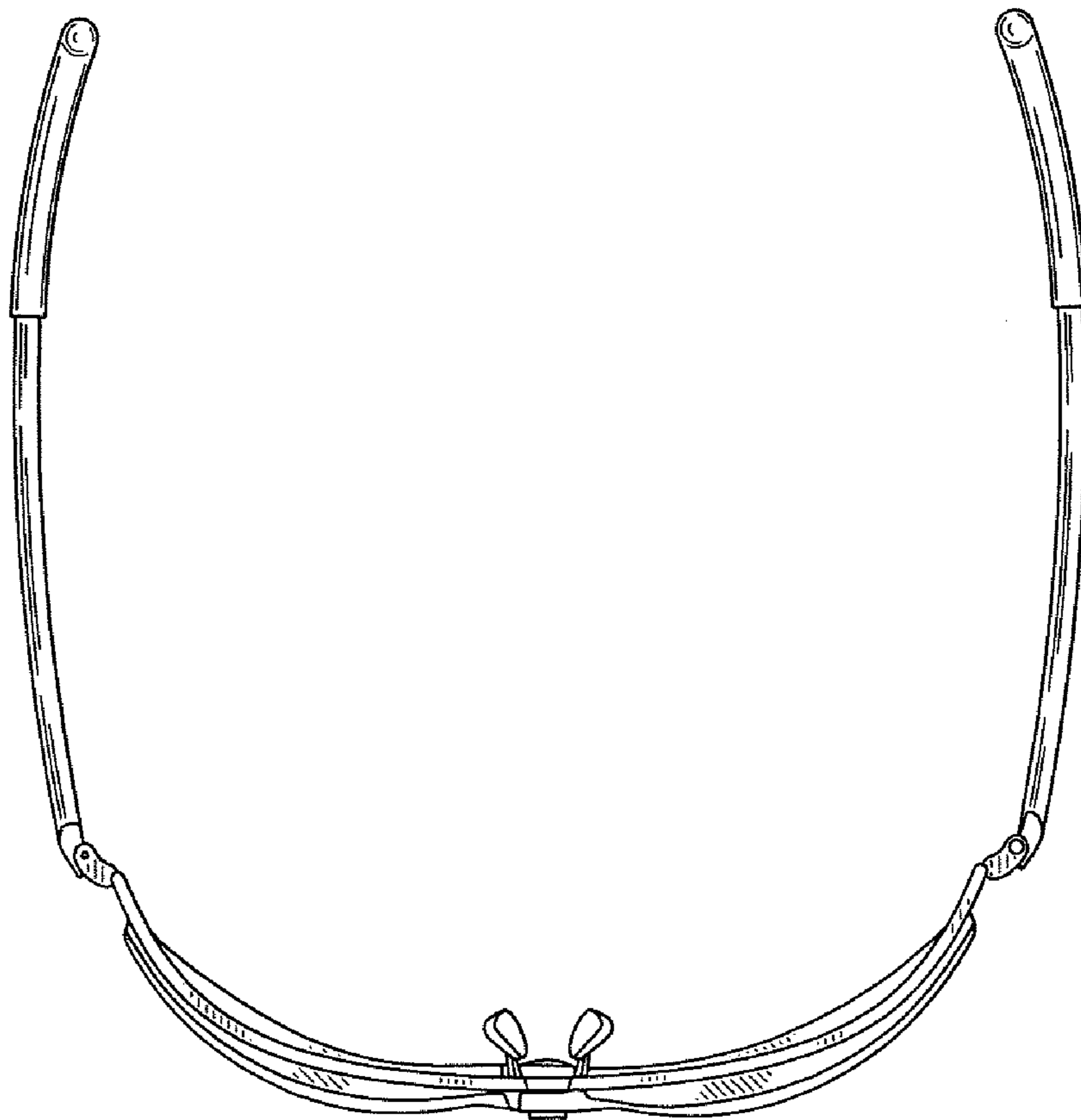


FIG. 6