



US00D559848S

(12) **United States Design Patent**
Siu

(10) **Patent No.:** **US D559,848 S**
(45) **Date of Patent:** **** Jan. 15, 2008**

(54) **USB HUB**

(75) Inventor: **Yu Siu, Kowloon (HK)**

(73) Assignee: **Eric Beare Associates Ltd., Kowloon (HK)**

(**) Term: **14 Years**

(21) Appl. No.: **29/252,620**

(22) Filed: **Jan. 25, 2006**

(51) **LOC (8) Cl.** **14-02**

(52) **U.S. Cl.** **D14/433**

(58) **Field of Classification Search** 361/600,
361/752, 728, 622, 723, 702, 724, 725, 683-686,
361/732, 733, 735, 730, 729, 785; D14/432-34,
D14/240, 238, 451, 356; D13/146, 147,
D13/184, 123, 108, 164; 710/305, 313, 2,
710/303, 8, 100, 62-64, 72, 314-317; 439/501-2,
439/131, 701, 535, 752.5, 638, 928, 652,
439/654, 650, 536, 74, 76.1; 312/223.1;
257/711, 712; D1/127

See application file for complete search history.

(56) **References Cited**

U.S. PATENT DOCUMENTS

D167,828 S	9/1952	Florac	
D245,701 S *	9/1977	Kinsinger	D16/221
4,962,528 A *	10/1990	Herrera	379/442
D322,963 S *	1/1992	Kittirutsunetorn	D14/242
5,130,891 A *	7/1992	Christie	361/726
D332,443 S *	1/1993	Sharpe	D13/184
D365,340 S *	12/1995	Hill et al.	D14/356
D373,587 S *	9/1996	Hon et al.	D14/191
D382,560 S *	8/1997	Khoo et al.	D14/191
5,828,905 A *	10/1998	Rao	710/63
D402,641 S *	12/1998	Heijnen	D13/184
D408,025 S *	4/1999	Tanimura	D14/434
6,058,441 A *	5/2000	Shu	710/100
6,085,925 A *	7/2000	Chung	220/4.02

D432,082 S *	10/2000	Chang	D13/123
D432,523 S *	10/2000	Grinkus et al.	D14/217
6,126,460 A *	10/2000	Wu	439/131
D438,525 S *	3/2001	Katayama	D14/156

(Continued)

Primary Examiner—Melanie Tung

Assistant Examiner—Susan Moon Lee

(74) *Attorney, Agent, or Firm*—Perkins Coie LLP

(57) **CLAIM**

I claim the ornamental design for a USB hub, as shown and described.

DESCRIPTION

FIG. 1 is a top, back, and right side perspective view of the USB hub.

FIG. 2 is a bottom, front, and right side perspective view.

FIG. 3 is a top, front, and left side perspective view.

FIG. 4 is a bottom, back, and left side perspective view.

FIG. 5 is a reduced back view.

FIG. 6 is a reduced top view.

FIG. 7 is a reduced front view.

FIG. 8 is a reduced bottom view.

FIG. 9 is a reduced left side view.

FIG. 10 is a reduced right side view.

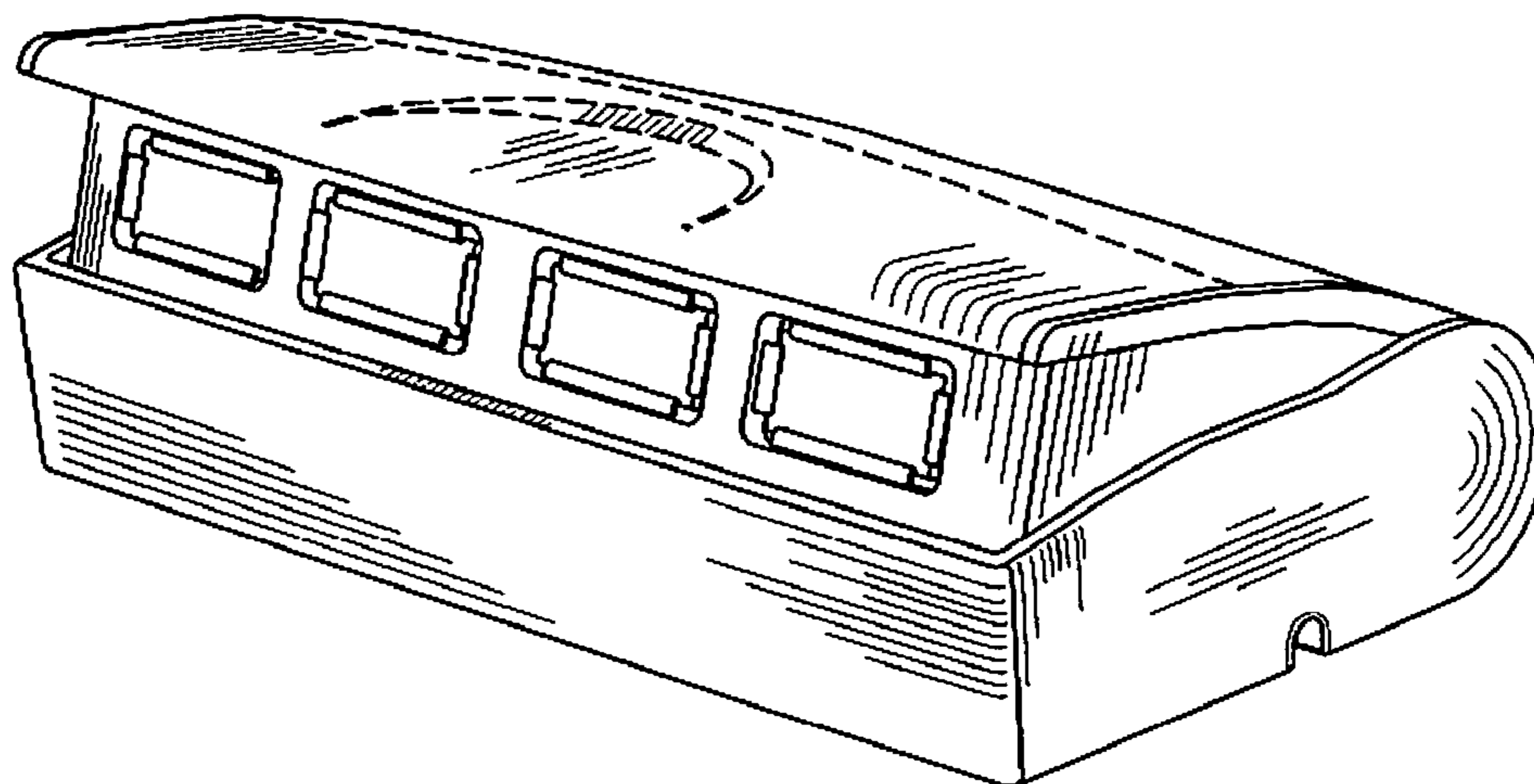
FIG. 11 is a top, back, and right side perspective view showing the USB hub in an open position; and,

FIG. 12 is a top, front, and left side perspective view showing the USB hub in an open position.

The portions shown in broken line are for illustrative purposes only and form no part of the claimed design.

FIGS. 1-10 show the USB hub in a closed position.

1 Claim, 4 Drawing Sheets



US D559,848 S

Page 2

U.S. PATENT DOCUMENTS

D448,353 S *	9/2001	Chang	D14/125	6,924,996 B2	8/2005	Sugawara	
6,321,340 B1 *	11/2001	Shin et al.	713/310	D520,498 S	5/2006	Lin et al.	
D462,954 S *	9/2002	Chen	D14/299	D522,507 S	6/2006	Milan et al.	
6,457,984 B1 *	10/2002	Montgomery et al.	439/131	D524,811 S	7/2006	Kent et al.	
D475,359 S	6/2003	Hirose		2002/0106933 A1 *	8/2002	Lee	439/501
6,607,408 B2 *	8/2003	Milan	439/752.5	2002/0127898 A1 *	9/2002	Liu	439/131
D484,482 S	12/2003	Tanio		2002/0168891 A1 *	11/2002	Kitou et al.	439/501
6,665,178 B2 *	12/2003	Curlee et al.	361/687	2003/0082953 A1 *	5/2003	Ushio et al.	439/638
D490,403 S *	5/2004	Wu et al.	D14/240	2003/0133263 A1 *	7/2003	Shu	361/685
D494,175 S	8/2004	Kawasaki		2003/0216069 A1 *	11/2003	Huang	439/105
D500,484 S	1/2005	Deguchi		2003/0225954 A1 *	12/2003	Wu	710/305
D501,485 S	2/2005	Lian et al.		2004/0147147 A1 *	7/2004	Griepentrog	439/131
D502,166 S	2/2005	Nakamura		2004/0147163 A1 *	7/2004	Chou	439/502
6,891,721 B2 *	5/2005	Huang	361/685	2006/0258196 A1	11/2006	Chen et al.	
D506,279 S	6/2005	Sirichai					

* cited by examiner

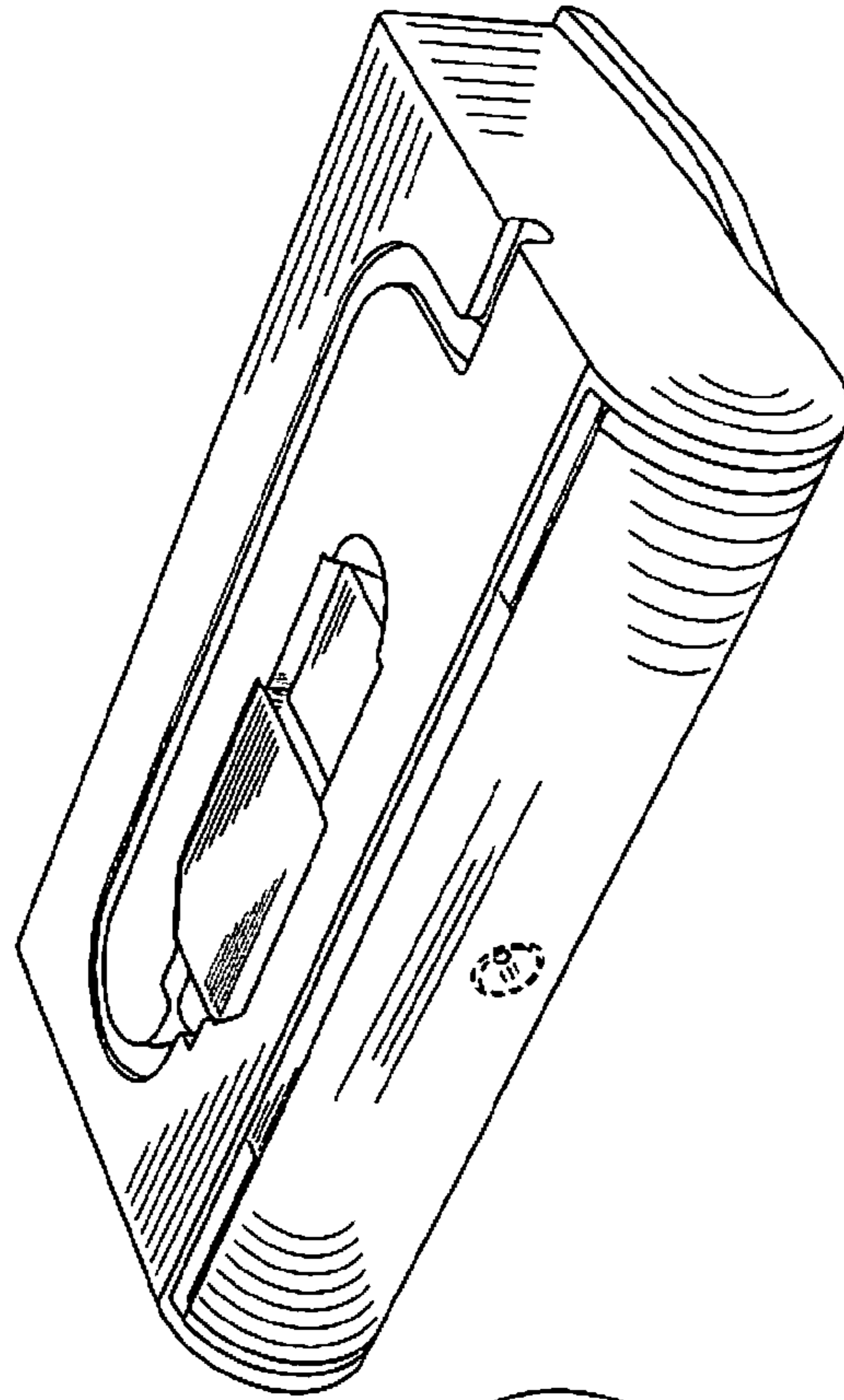


Fig. 2

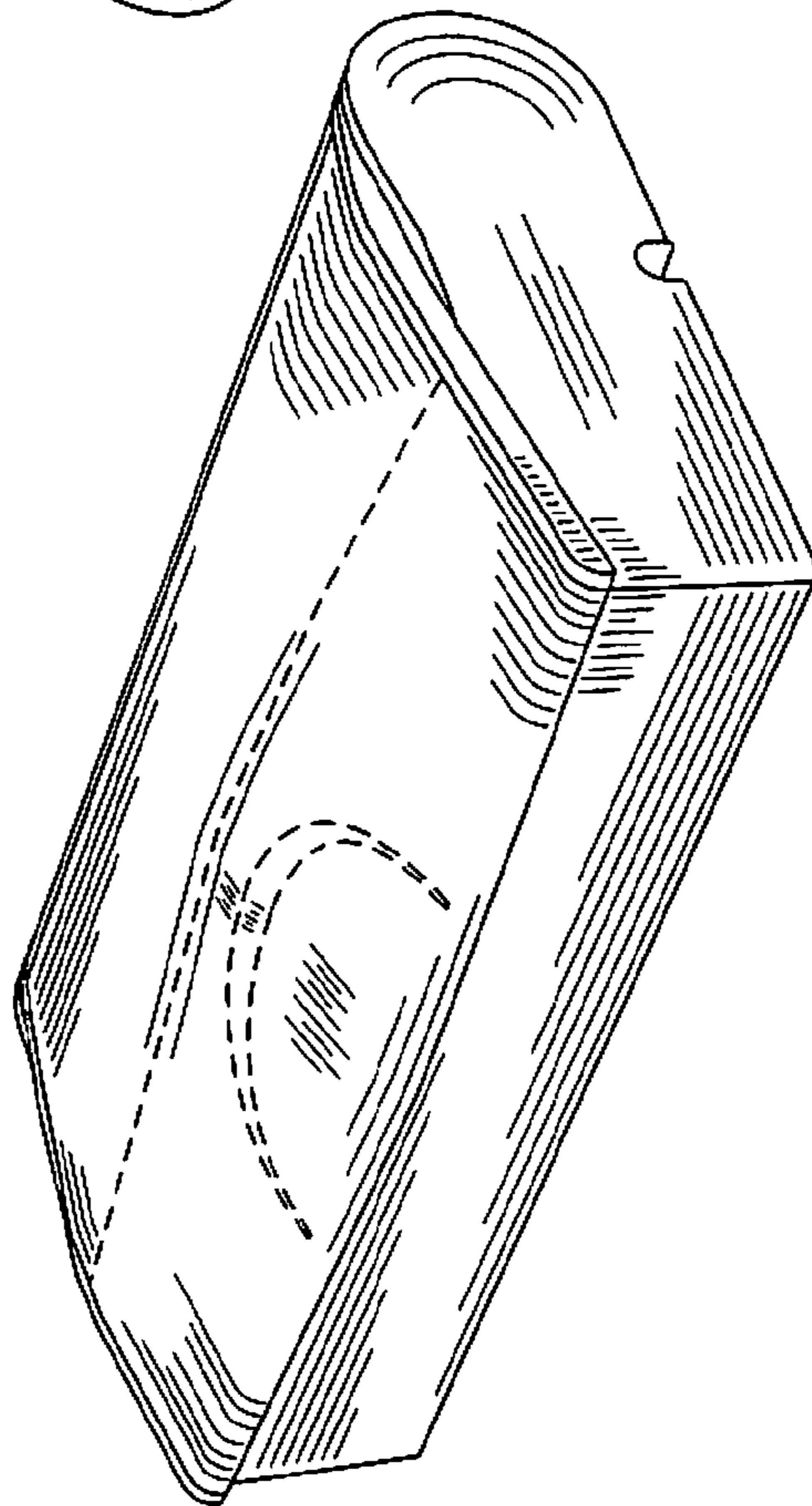


Fig. 1

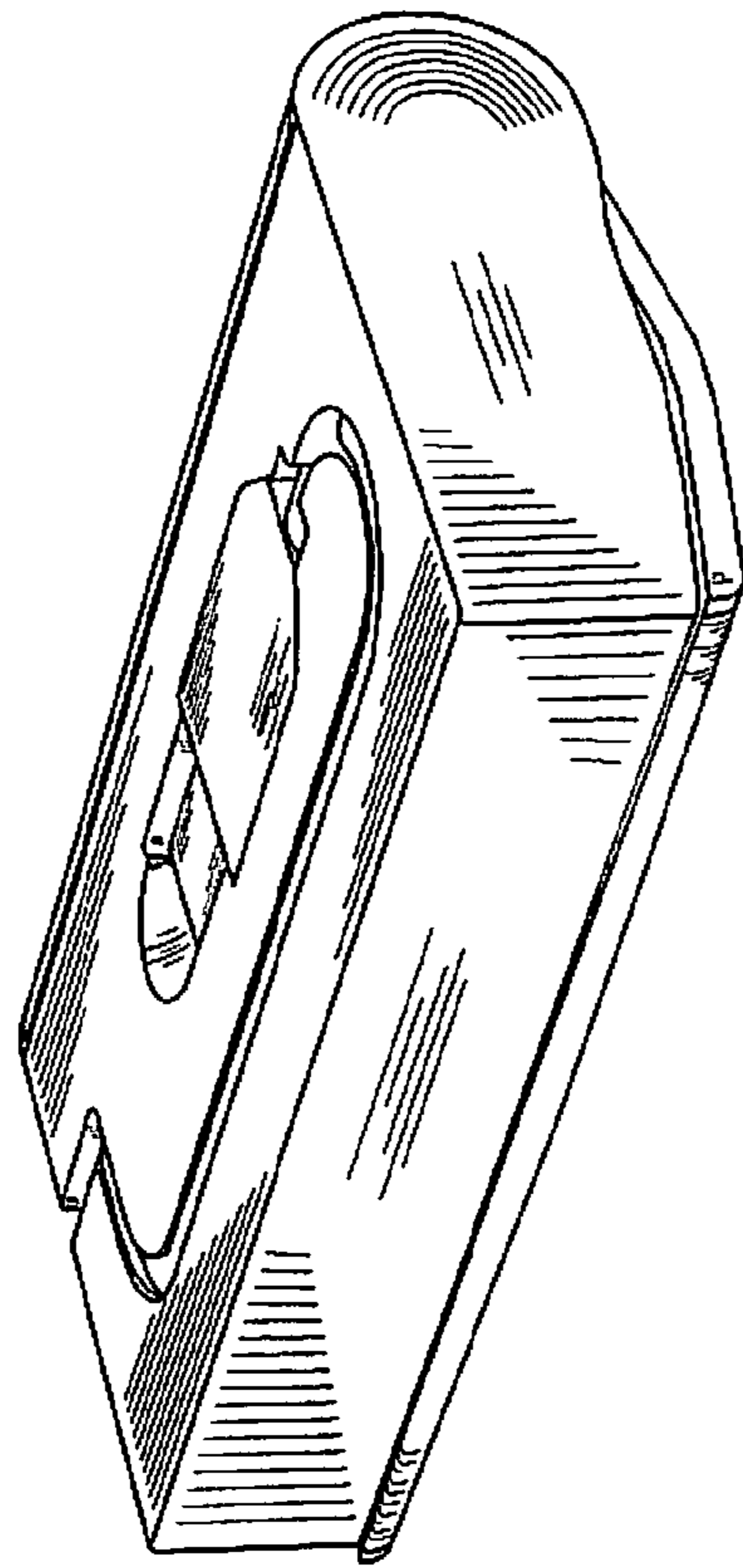


Fig. 4

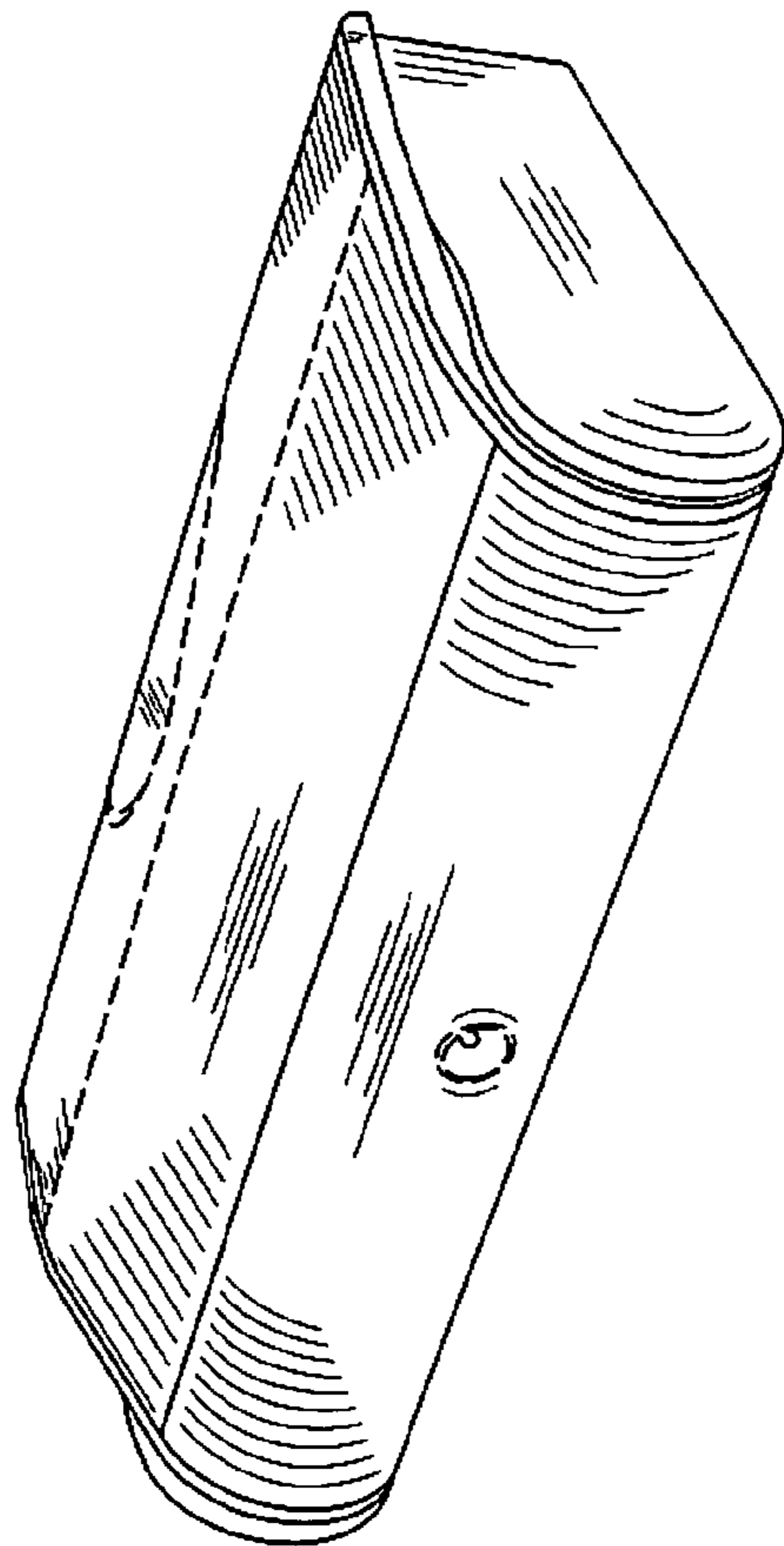


Fig. 3

Fig. 8

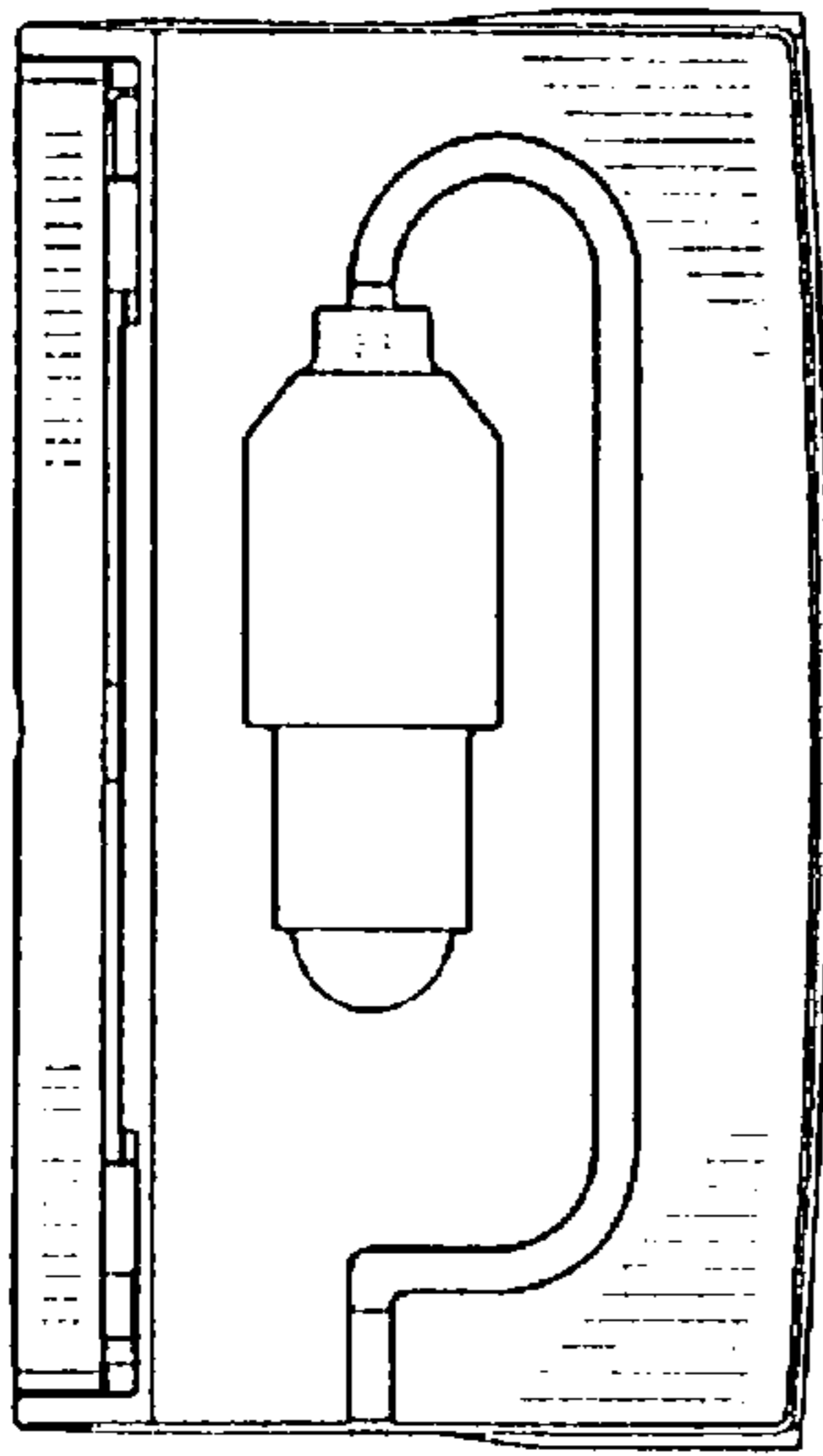


Fig. 7

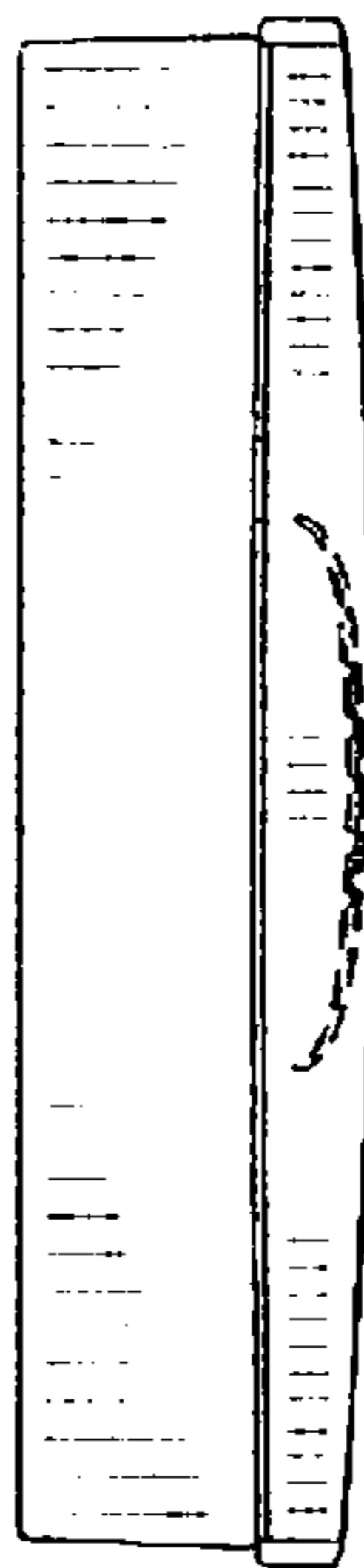


Fig. 10



Fig. 6

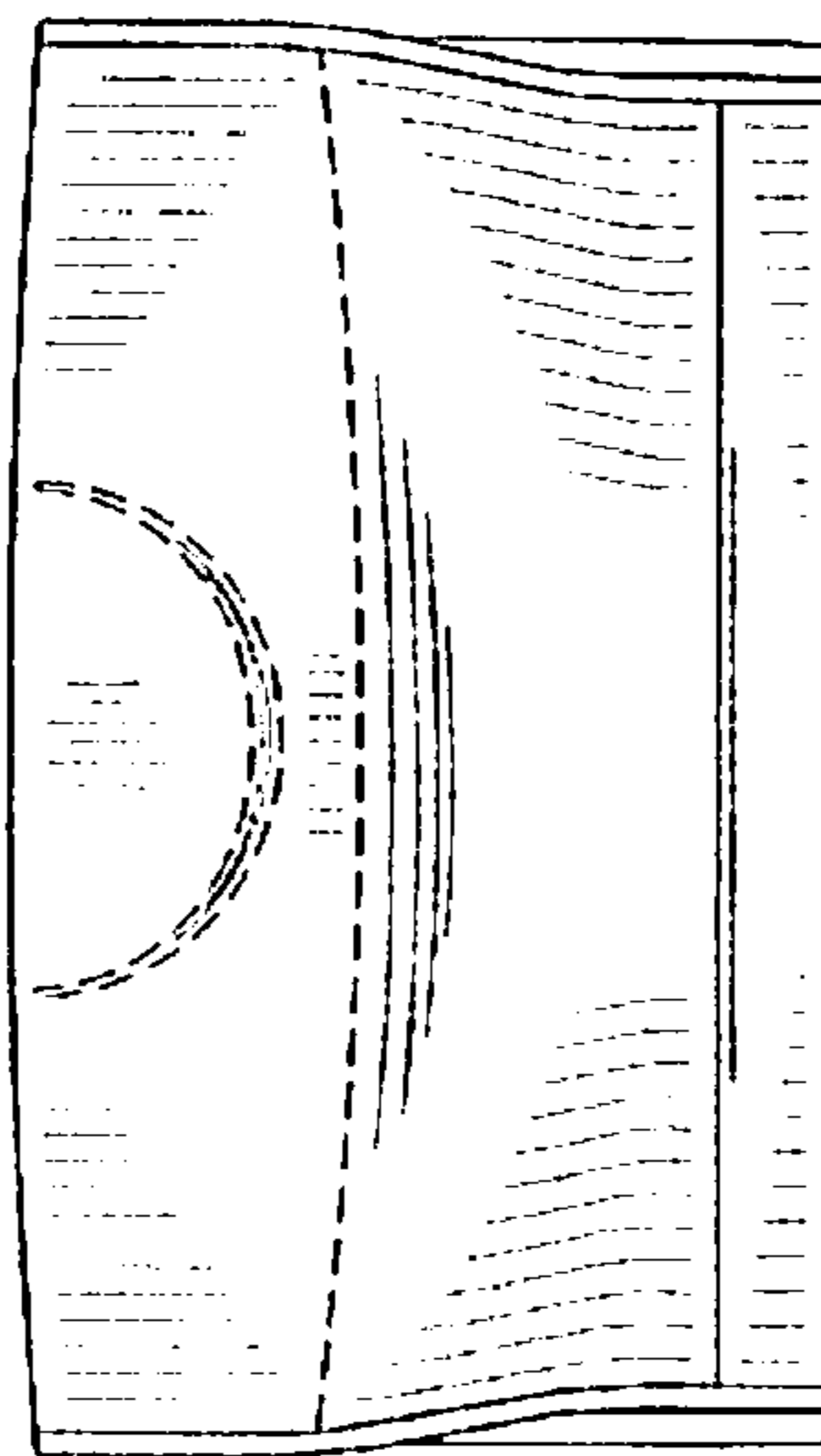


Fig. 5

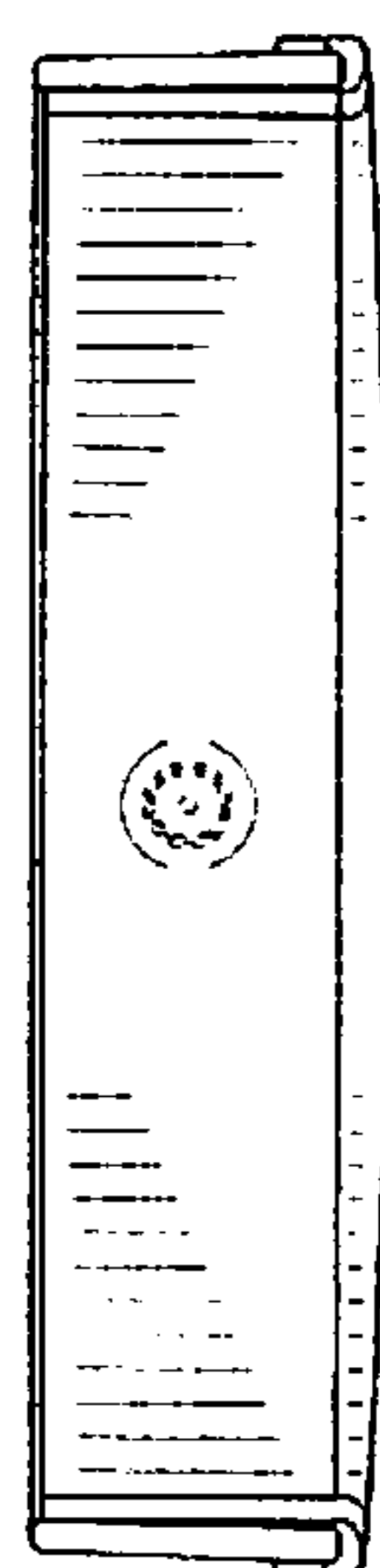


Fig. 9

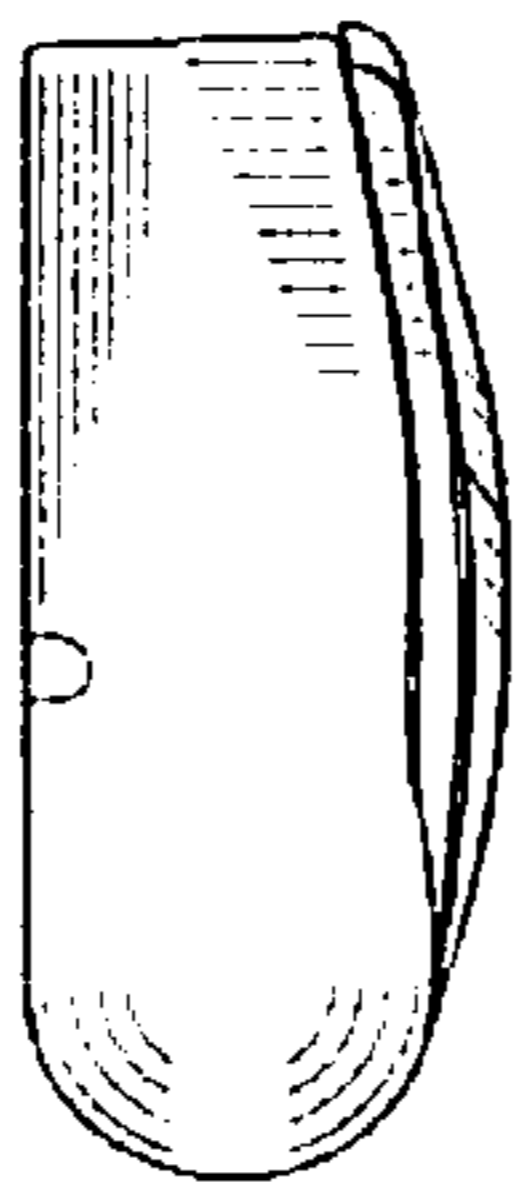


Fig. 12

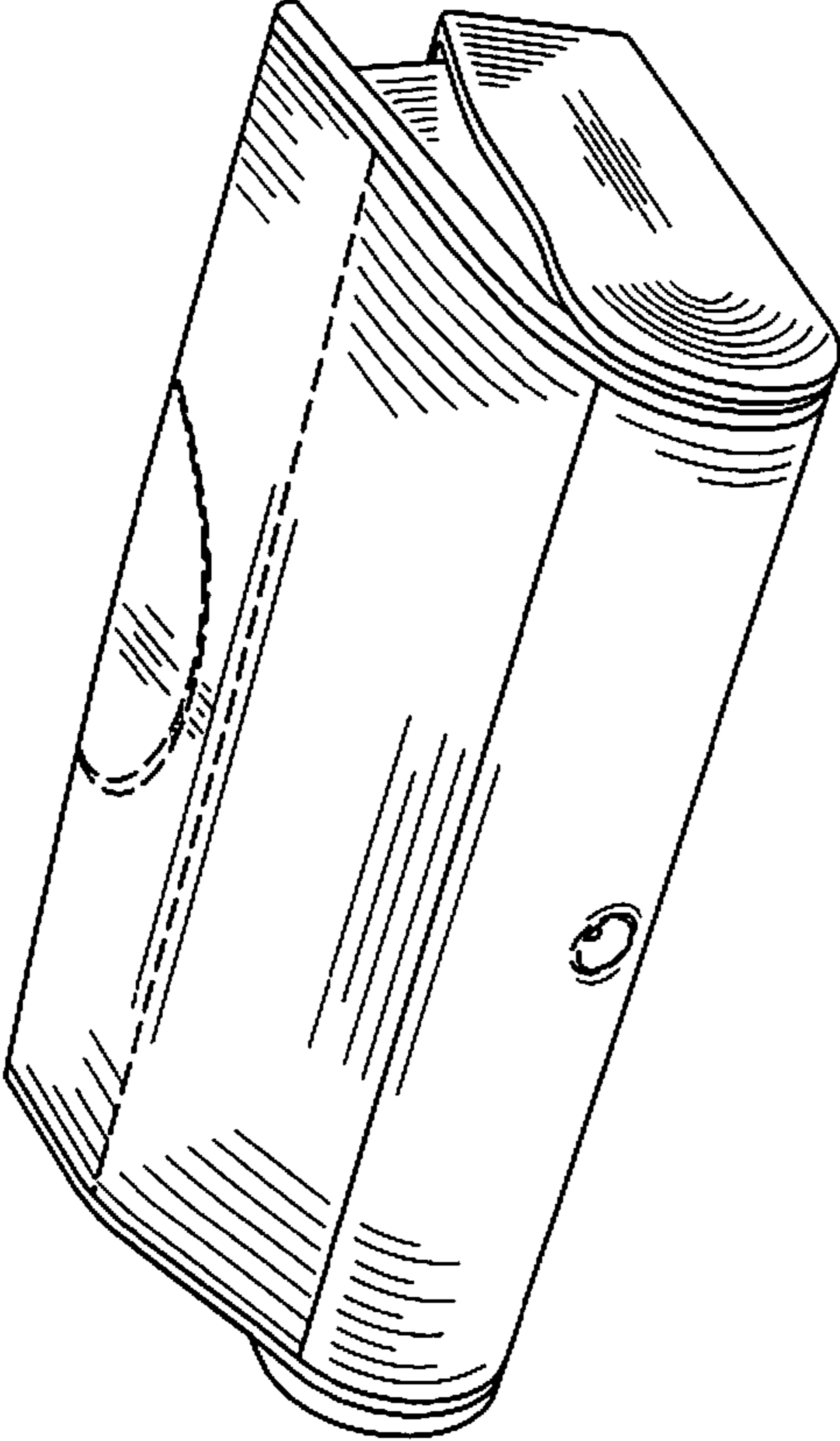


Fig. 11

