



US00D559831S

(12) **United States Design Patent** (10) **Patent No.:** **US D559,831 S**  
**Lee** (45) **Date of Patent:** **\*\* Jan. 15, 2008**

(54) **HEADPHONES**

(75) Inventor: **Johann Lee**, Maspeth, NY (US)

(73) Assignee: **Coby Electronics Corporation**,  
Maspeth, NY (US)

(\*\*) Term: **14 Years**

(21) Appl. No.: **29/280,166**

(22) Filed: **May 18, 2007**

**Related U.S. Application Data**

(62) Division of application No. 29/245,292, filed on Dec. 22, 2005.

(51) **LOC (8) Cl.** ..... **14-01**

(52) **U.S. Cl.** ..... **D14/205**

(58) **Field of Classification Search** ..... D14/156,  
D14/192, 205, 206, 223, 229, 215; D29/108,  
D29/112, 122; 2/208, 209, 209.13; 181/129,  
181/130; 379/430, 431; 381/309, 370, 371,  
381/378, 379, 380, 381, 385

See application file for complete search history.

(56) **References Cited**

**U.S. PATENT DOCUMENTS**

188,292 A \* 3/1877 Greenwood ..... 2/209  
486,725 A \* 11/1892 Mellor ..... 181/129  
2,874,230 A \* 2/1959 Carlson ..... 381/327  
D237,307 S 10/1975 Miyamoto et al.  
D342,947 S 1/1994 Totsuka  
D347,434 S 5/1994 Yamatogi  
D352,036 S 11/1994 Sekita  
5,551,089 A \* 9/1996 Whidden ..... 2/209  
5,673,438 A \* 10/1997 Lambert ..... 2/209  
D386,181 S \* 11/1997 Fisher ..... D14/205  
D390,564 S \* 2/1998 Savona ..... D14/205  
D402,659 S \* 12/1998 Suzuki ..... D14/215  
D439,574 S \* 3/2001 Katayama ..... D14/156  
6,195,806 B1 \* 3/2001 Campbell ..... 2/209  
D453,015 S 1/2002 Yuyama

D458,245 S \* 6/2002 Masuda ..... D14/205  
D477,820 S 7/2003 Suzuki et al.  
D504,672 S \* 5/2005 Hirano ..... D14/205  
D508,908 S 8/2005 Chueh  
D525,614 S 7/2006 Lee  
D534,156 S 12/2006 Obata  
D541,257 S \* 4/2007 Thursfield ..... D14/205

\* cited by examiner

*Primary Examiner*—Paula A. Greene

(74) *Attorney, Agent, or Firm*—Mayer Brown LLP

(57) **CLAIM**

The ornamental design of headphones, as shown and described:

**DESCRIPTION**

A portion of this patent document contains material which is subject to copyright protection. The copyright owner has no objection to the facsimile reproduction by anyone of the patent document or the patent disclosure, as it appears in the Patent and Trademark Office patent files or records, but otherwise reserves all copyrights whatsoever.

FIG. 1 is a perspective view of headphones according to my new design;

FIG. 2 is a front elevation view thereof;

FIG. 3 is a top plan view thereof;

FIG. 4 is a left side elevation view of a portion of the headphones;

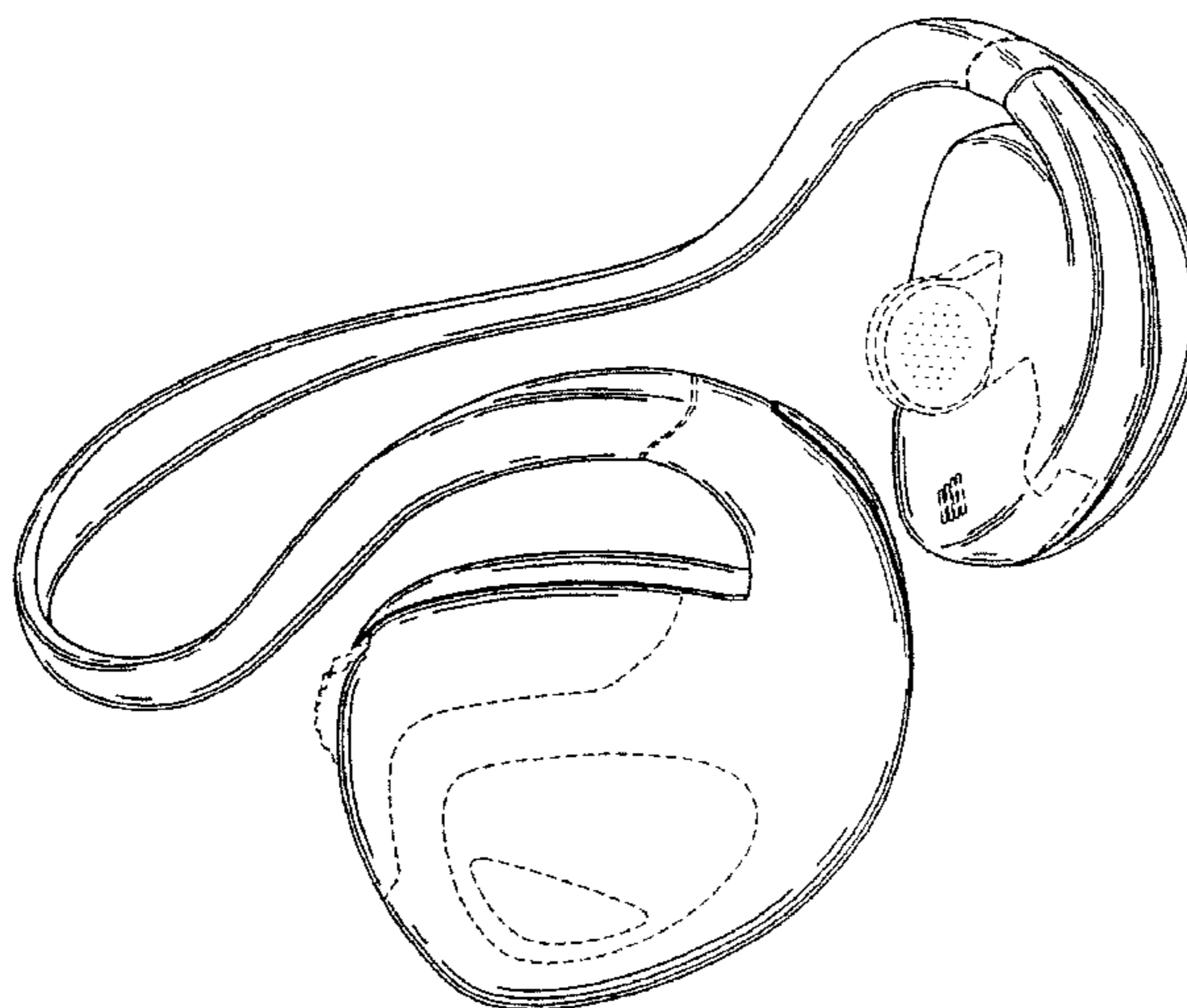
FIG. 5 is a right side elevation view of a portion of the headphones;

FIG. 6 is a back elevation view thereof; and,

FIG. 7 is a bottom plan view thereof.

The Broken line showings throughout the views are for illustrative purposes only and form no part of the claimed design.

**1 Claim, 4 Drawing Sheets**



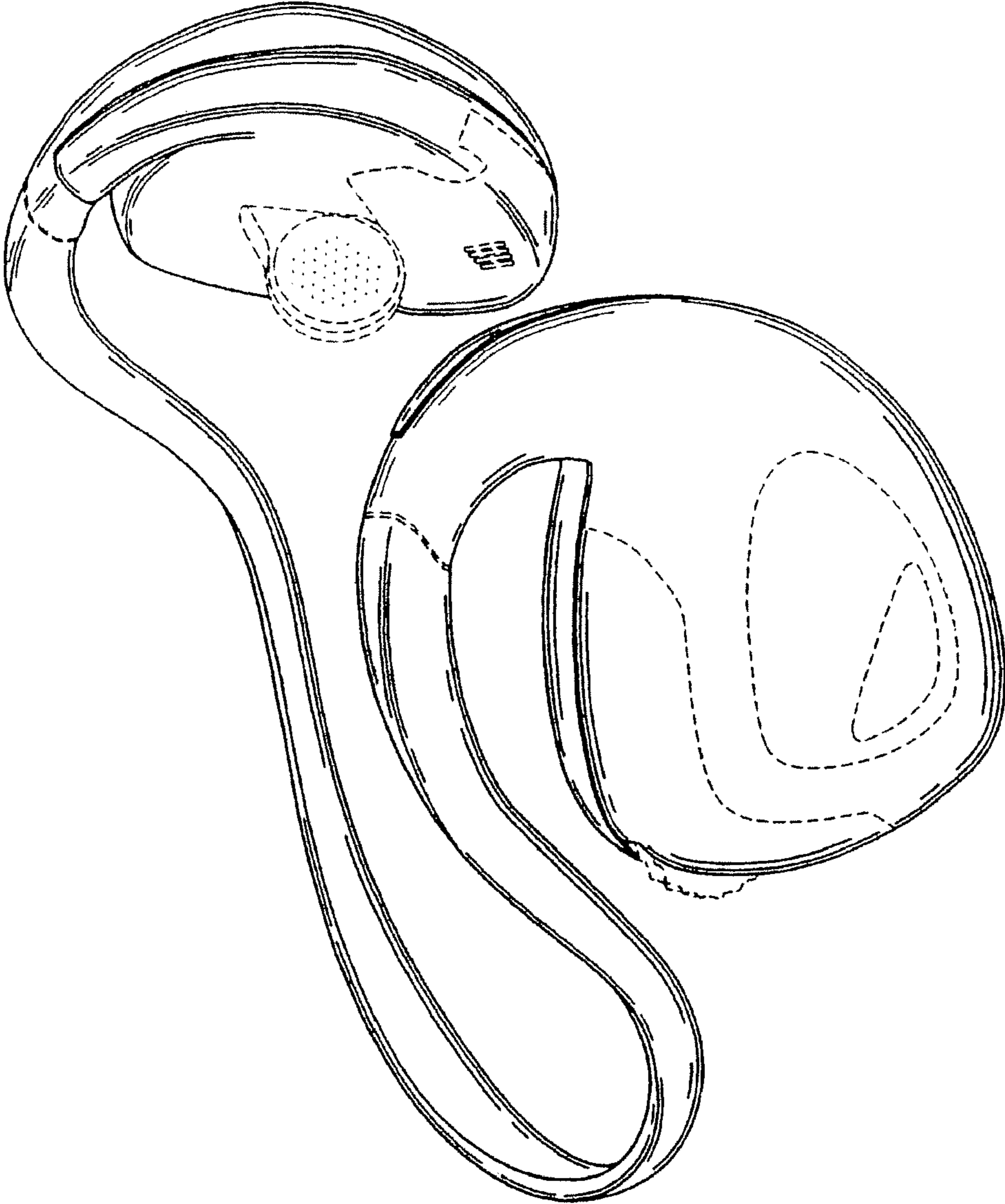


FIG. 1

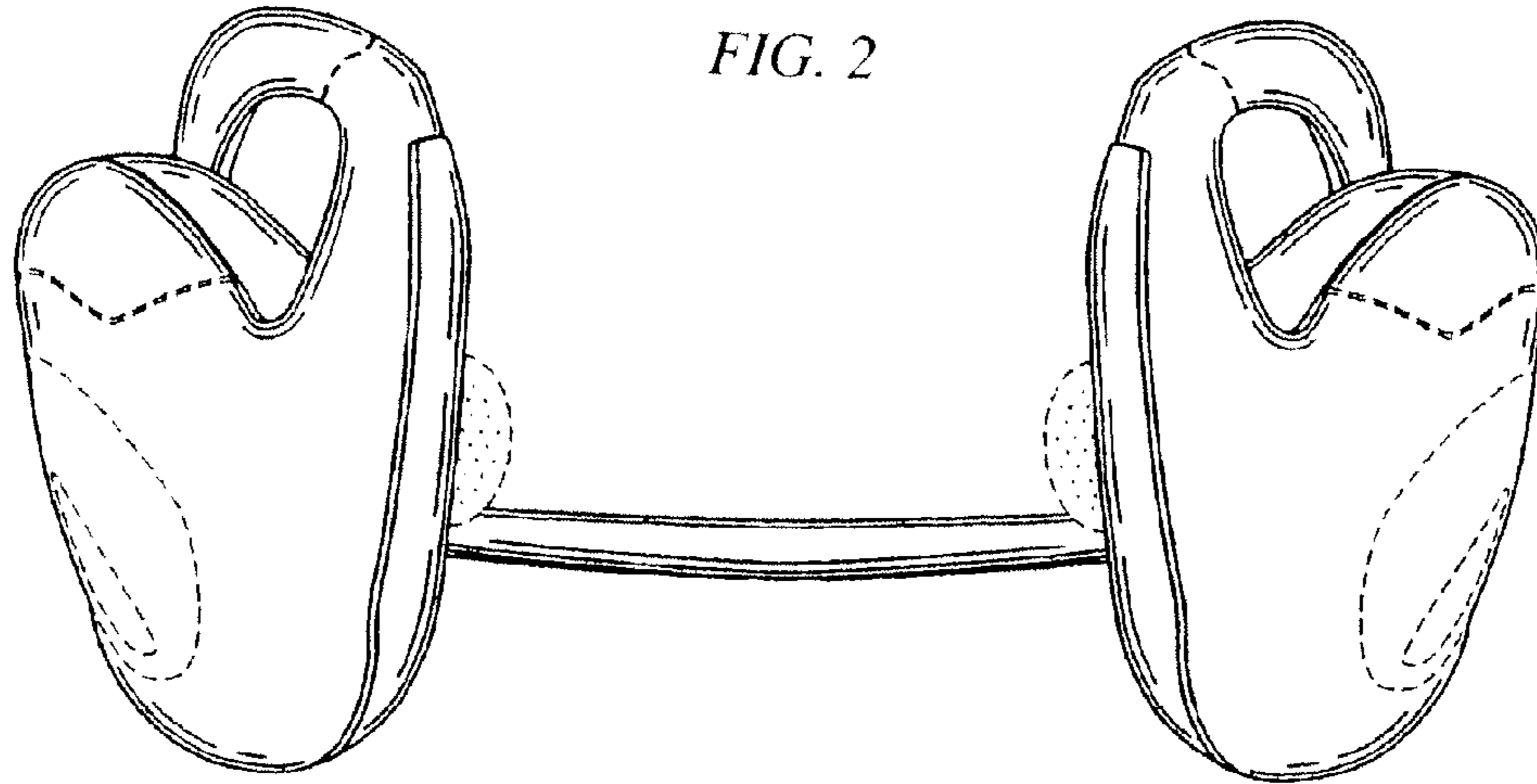


FIG. 2

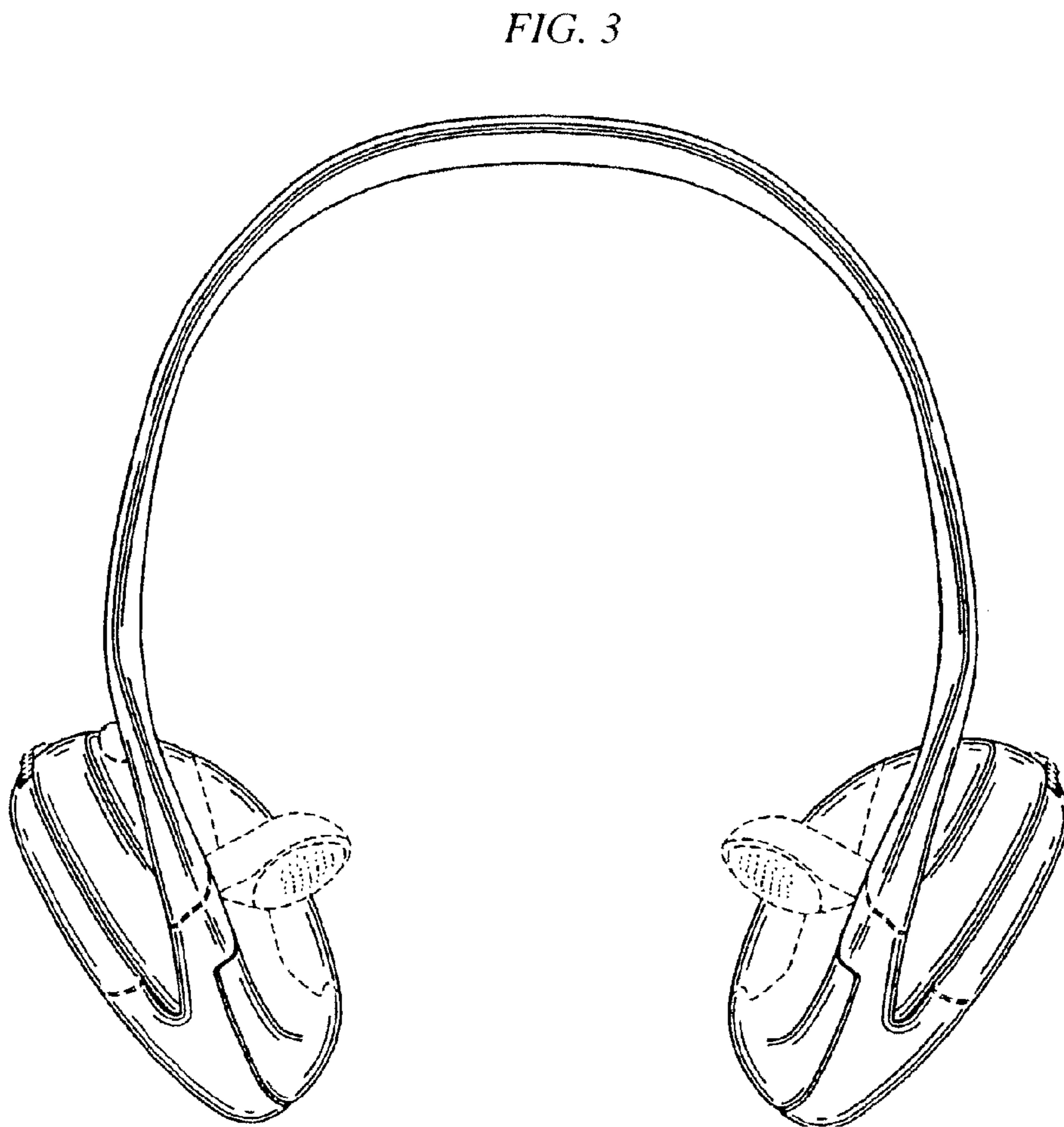


FIG. 3

FIG. 4

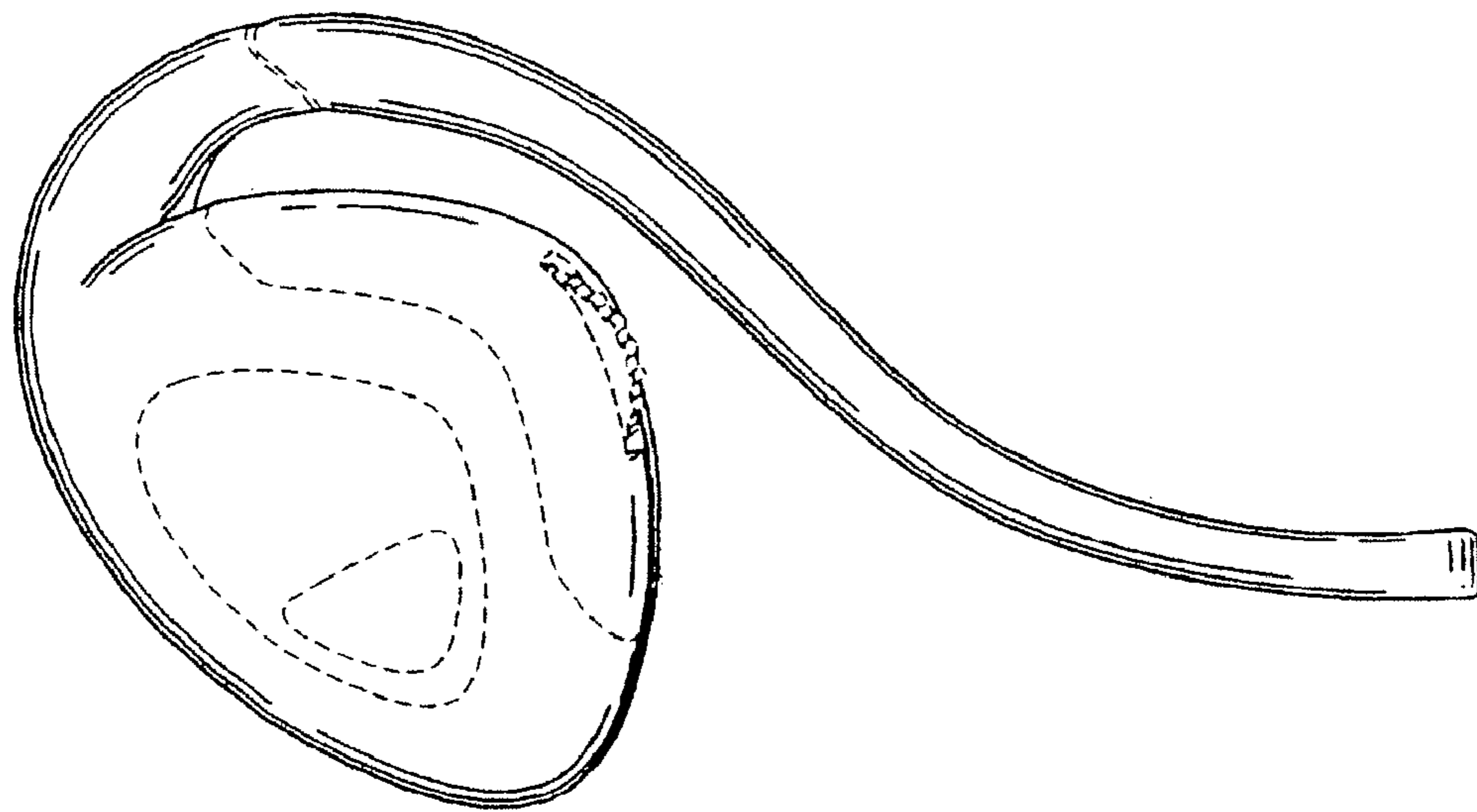


FIG. 5

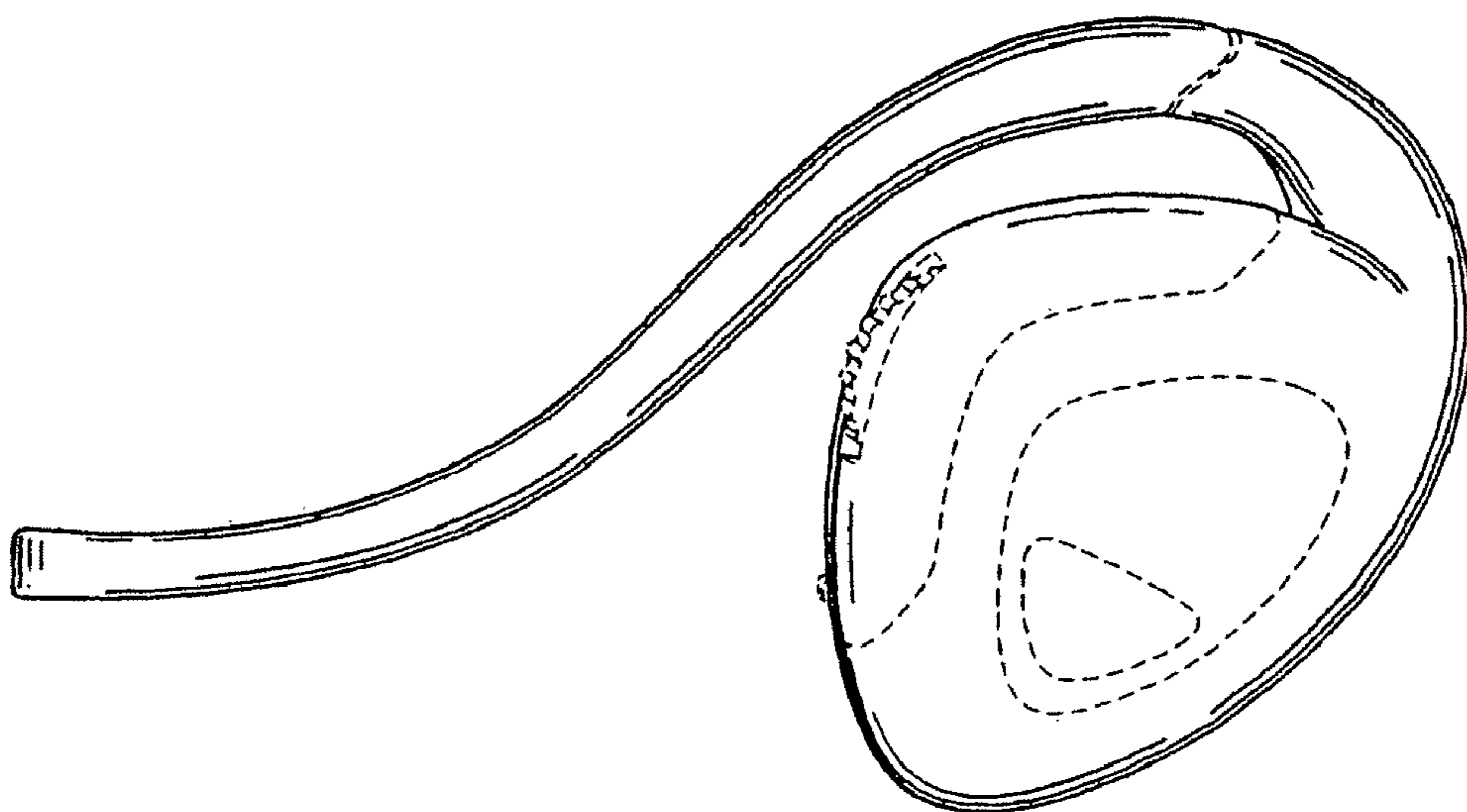


FIG. 6

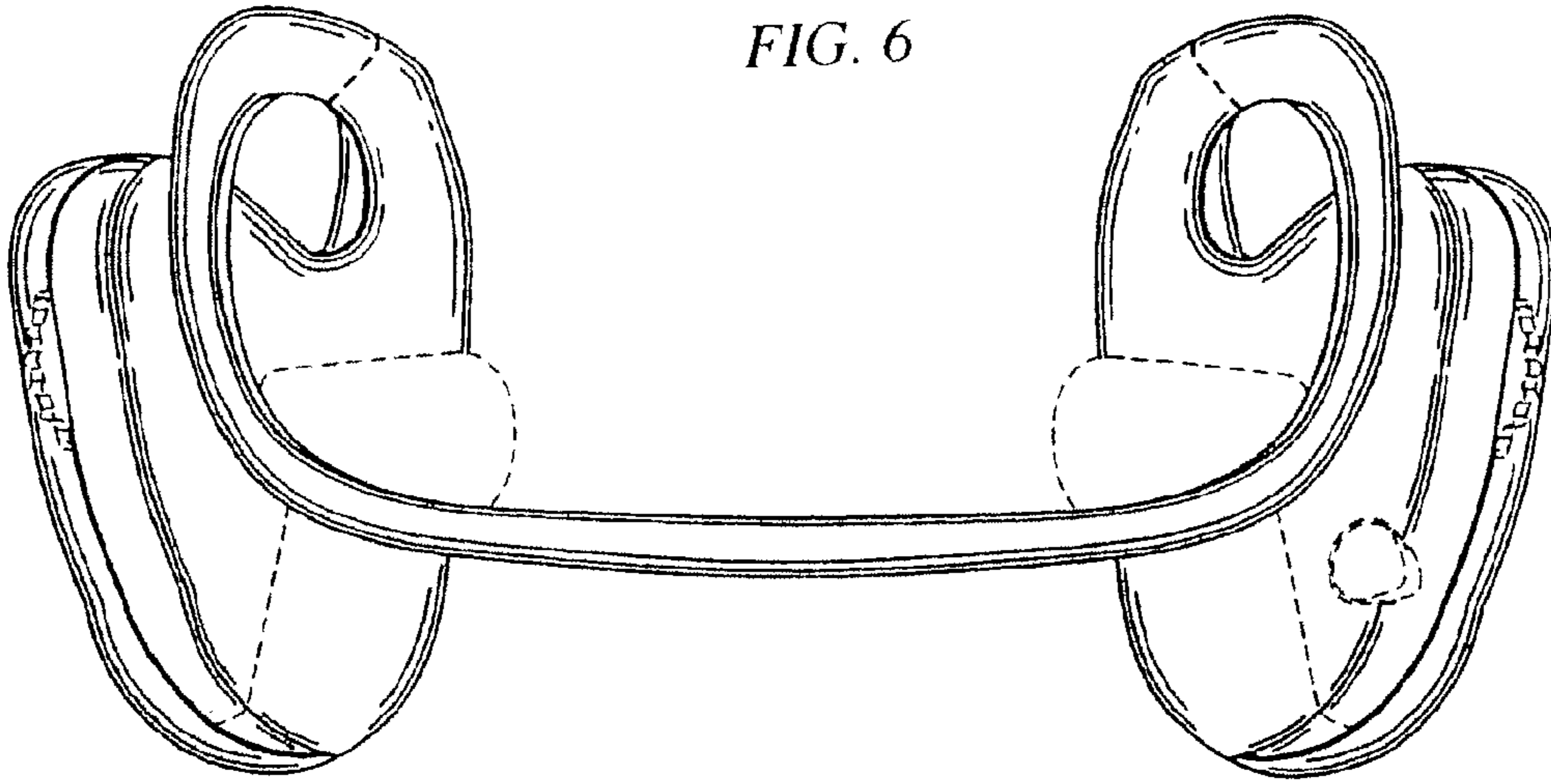


FIG. 7

