



US00D559829S

(12) **United States Design Patent** (10) **Patent No.:** **US D559,829 S**
Ranney et al. (45) **Date of Patent:** **** Jan. 15, 2008**

(54) **VOICE RECORDER**

(75) Inventors: **Willet A. Ranney**, Boulder, CO (US);
Michael Alan Ford, Erie, CO (US);
Christina M. Miller, Sun Prairie, WI
(US); **John W. Grosz**, Waupun, WI
(US)

(73) Assignee: **Infoture, Inc.**, Boulder, CO (US)

(**) Term: **14 Years**

(21) Appl. No.: **29/271,614**

(22) Filed: **Jan. 23, 2007**

(51) **LOC (8) Cl.** **14-01**

(52) **U.S. Cl.** **D14/167**

(58) **Field of Classification Search** D14/167,
D14/154, 168, 188, 496, 156, 160, 161, 162,
D14/163, 164, 165, 192; D16/208; D26/38;
455/351, 350

See application file for complete search history.

(56) **References Cited**

U.S. PATENT DOCUMENTS

D394,859 S *	6/1998	Nishii et al.	D14/191
D400,878 S *	11/1998	Scheid et al.	D14/191
D415,762 S *	10/1999	Halstead et al.	D14/191
D423,504 S *	4/2000	Nishii et al.	D14/191
D476,989 S *	7/2003	Matsumoto	D14/346
D479,235 S *	9/2003	Tanaka et al.	D14/346
D489,731 S *	5/2004	Huang	D14/496
D492,323 S *	6/2004	Wang	D14/496

D516,578 S *	3/2006	Matsuoka	D14/496
D519,523 S *	4/2006	Chiu et al.	D14/496
D520,020 S *	5/2006	Senda et al.	D14/496
D520,516 S *	5/2006	Yang	D14/496
D523,445 S *	6/2006	Toh	D14/496
D523,446 S *	6/2006	Peng	D14/496
D534,153 S *	12/2006	Naruki	D14/167
D535,281 S *	1/2007	Yang	D14/167

* cited by examiner

Primary Examiner—Cathron C. Brooks

Assistant Examiner—Austin Murphy

(74) *Attorney, Agent, or Firm*—Kilpatrick Stockton LLP

(57) **CLAIM**

The ornamental design for a voice recorder, as shown and described.

DESCRIPTION

FIG. 1 is a perspective view of the voice recorder showing our new design.

FIG. 2 is a front view of the voice recorder of FIG. 1.

FIG. 3 is a left side view of the voice recorder of FIG. 1. The right side view is a mirror image of FIG. 3.

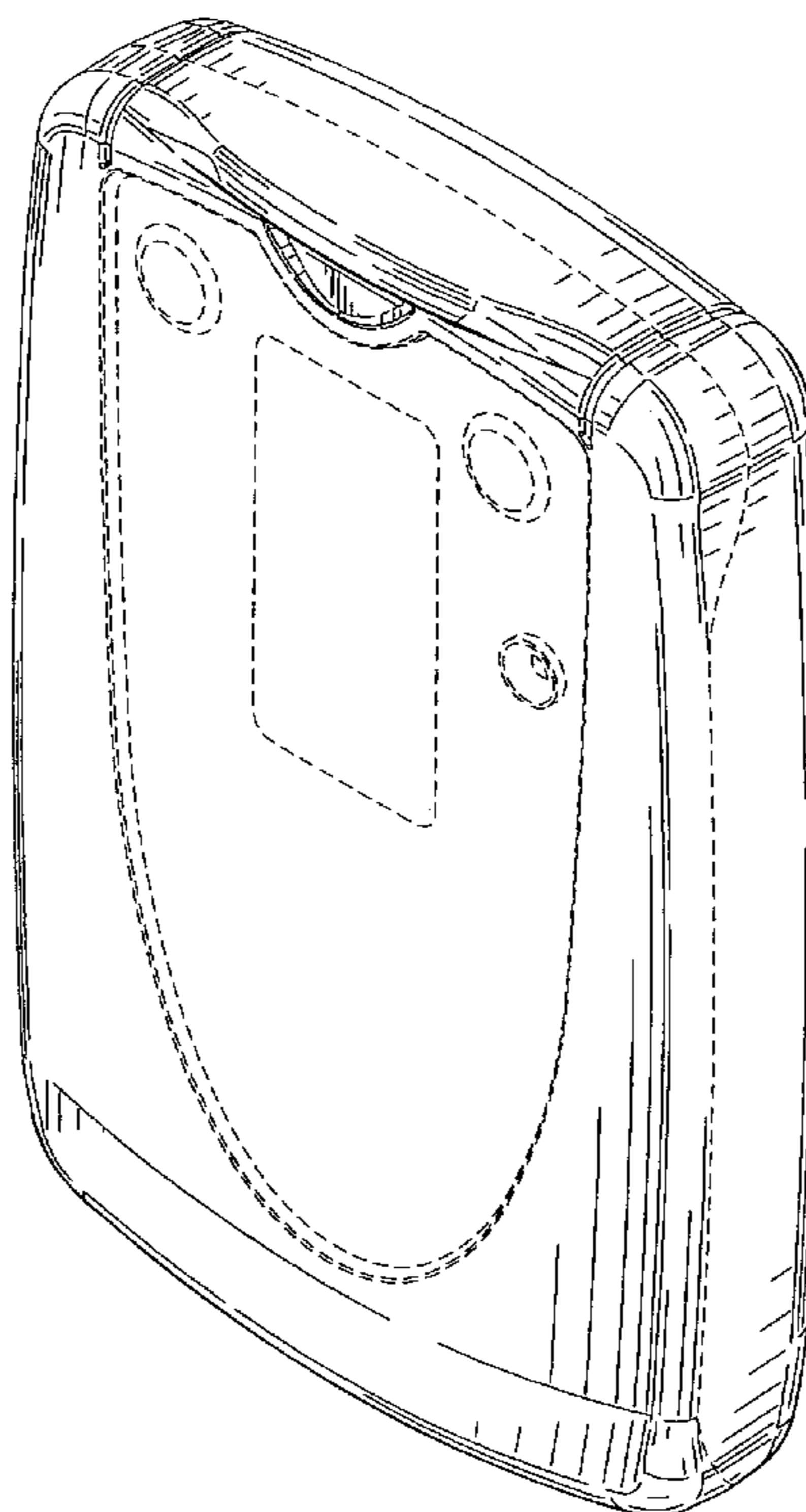
FIG. 4 is a back view of the voice recorder of FIG. 1.

FIG. 5 is a top view of the voice recorder of FIG. 1; and,

FIG. 6 is a bottom view of the voice recorder of FIG. 1.

The broken lines shown in the drawings form no part of the claimed design.

1 Claim, 4 Drawing Sheets



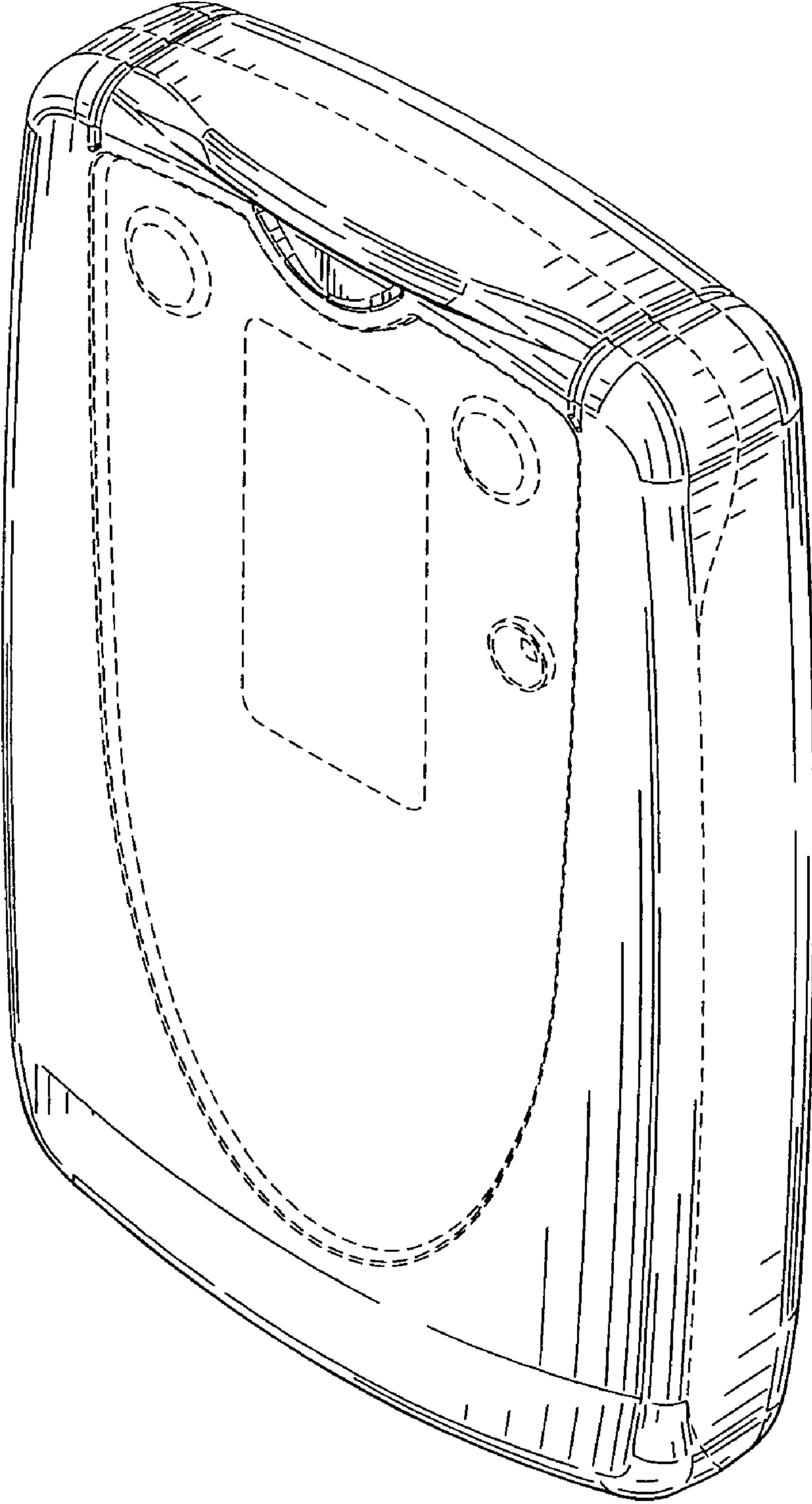


FIG. 1

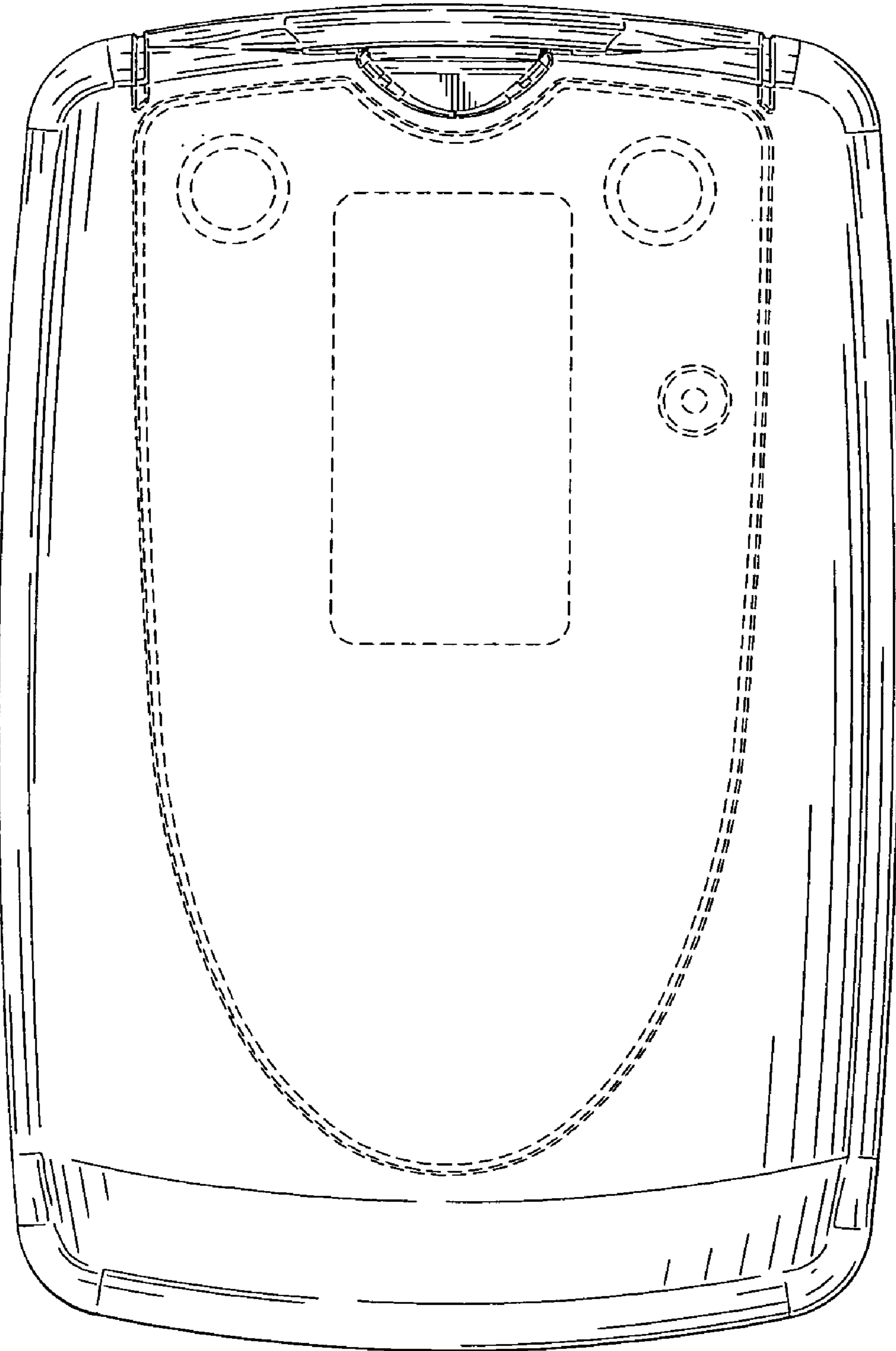


FIG. 2

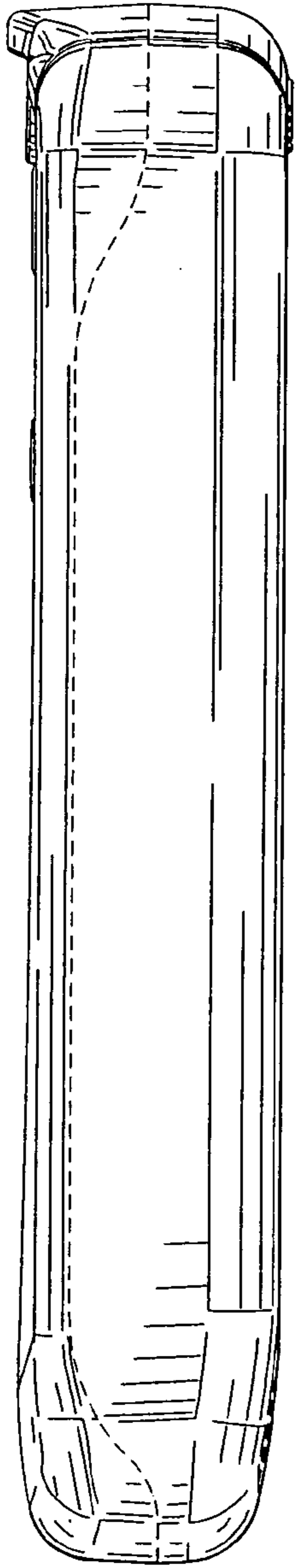


FIG. 3

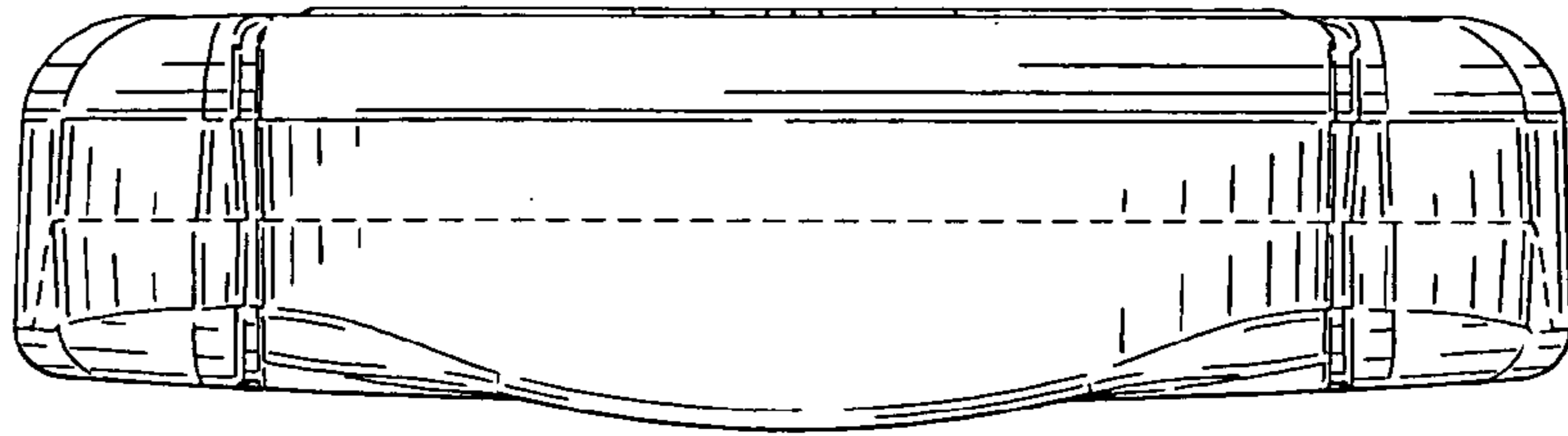


FIG. 5



FIG. 6

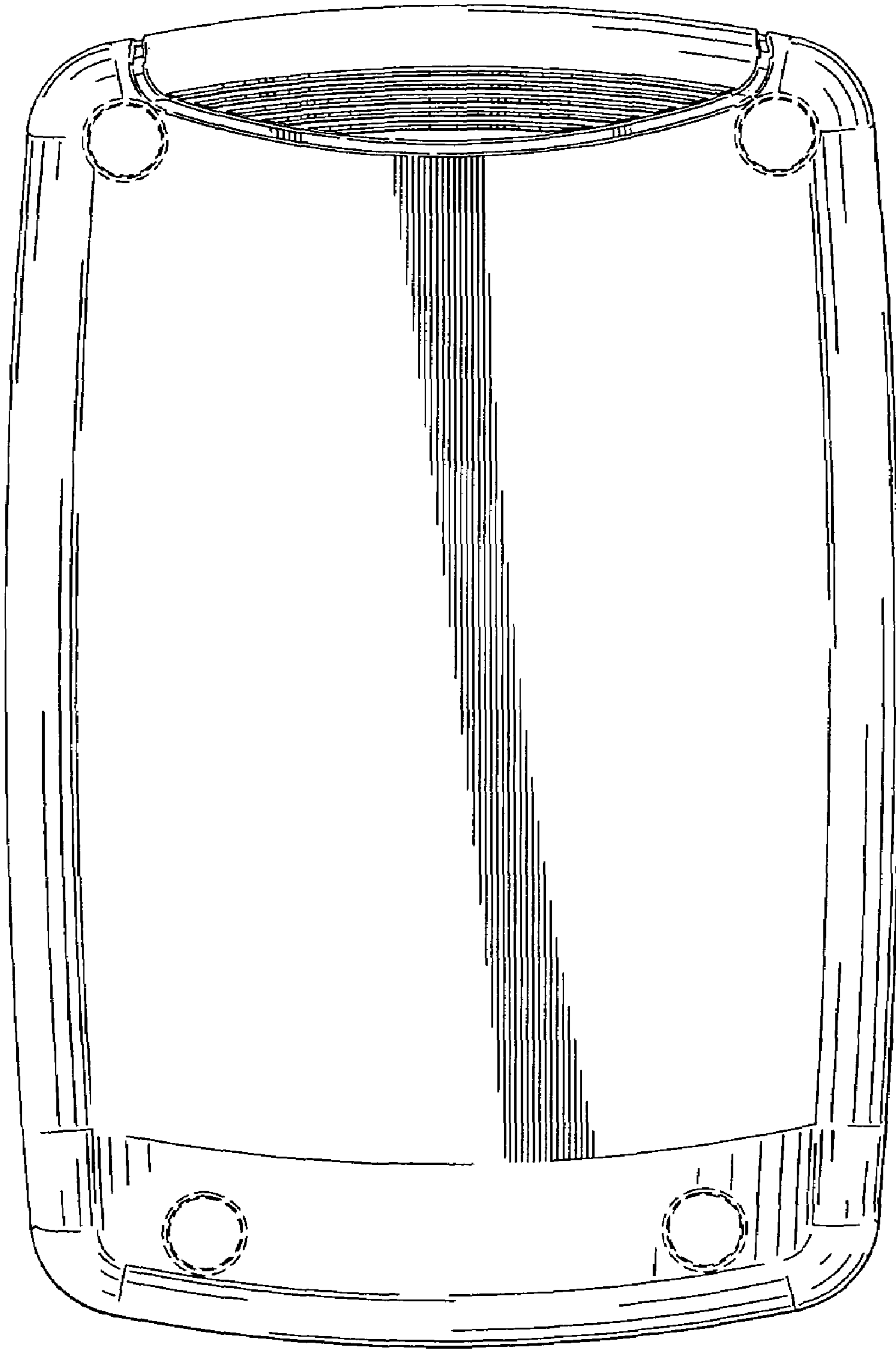


FIG. 4