



US00D559827S

(12) **United States Design Patent**
Shin et al.

(10) **Patent No.: US D559,827 S**

(45) **Date of Patent: ** Jan. 15, 2008**

(54) **CELLULAR PHONE**

2001/0041583 A1* 11/2001 Housni 455/550
2004/0185912 A1* 9/2004 Mason et al. 455/566

(75) Inventors: **Hyon Yong Shin**, Seoul (KR); **Kyoungh Boo Hwang**, Seoul (KR)

FOREIGN PATENT DOCUMENTS

(73) Assignee: **LG Electronics Inc.**, Seoul (KR)

WO DM/060792 * 6/2002
WO DM/067035 * 8/2005

(**) Term: **14 Years**

OTHER PUBLICATIONS

(21) Appl. No.: **29/270,431**

“Nokia 6030”, announced 1Q 2005, 2 pages, <URL:http://www.gsmarena.com/nokia_6030-1086.php>, retrieved from internet Aug. 1, 2007.*

(22) Filed: **Dec. 22, 2006**

“Philips 768”, announced 4Q 2005, 2 pages, <URL:http://www.gsmarena.com/philips_768-1386.php>, retrieved from internet Aug. 1, 2007.*

(30) **Foreign Application Priority Data**

Jul. 25, 2006 (KR) 30-2006-0031274

* cited by examiner

(51) **LOC (8) Cl.** **14-03**

Primary Examiner—Ian Simmons

(52) **U.S. Cl.** **D14/138**

Assistant Examiner—Carla Jobe Wright

(58) **Field of Classification Search** D14/137–138,
D14/147–148, 156, 218, 247–248, 341–347,
D14/496; D16/208; D21/329, 331, 333,
D21/517; 348/14.01–14.02; 361/814; 379/
433.01–433.13; 455/556.1–556.2, 575.1,
455/575.3, 575.4, 566, 90.3

(74) *Attorney, Agent, or Firm*—Birch, Stewart, Kolasch & Birch, LLP

See application file for complete search history.

(57) **CLAIM**

We claim the ornamental design for a cellular phone, as shown and described.

(56) **References Cited**

DESCRIPTION

U.S. PATENT DOCUMENTS

D339,338 S * 9/1993 Tattari et al. D14/138
D353,809 S * 12/1994 Nuovo et al. D14/138
D356,562 S * 3/1995 Nuovo D14/138
D433,002 S * 10/2000 Kolinen D14/138
D459,327 S * 6/2002 Ali D14/138
D484,861 S * 1/2004 Lee et al. D14/138
D485,247 S * 1/2004 Wang et al. D14/138
D488,143 S * 4/2004 Ting et al. D14/138
D502,455 S * 3/2005 Brandis et al. D14/138
D502,691 S * 3/2005 Fuxen D14/138
D543,184 S * 5/2007 Moon et al. D14/138

FIG. 1 is a perspective view of a cellular phone showing the new design:

FIG. 2 is a front elevation view thereof;

FIG. 3 is a rear elevation view thereof;

FIG. 4 is a left-side elevation view thereof;

FIG. 5 is a right-side elevation view thereof;

FIG. 6 is a top plan view thereof; and,

FIG. 7 is a bottom plan view thereof.

1 Claim, 4 Drawing Sheets

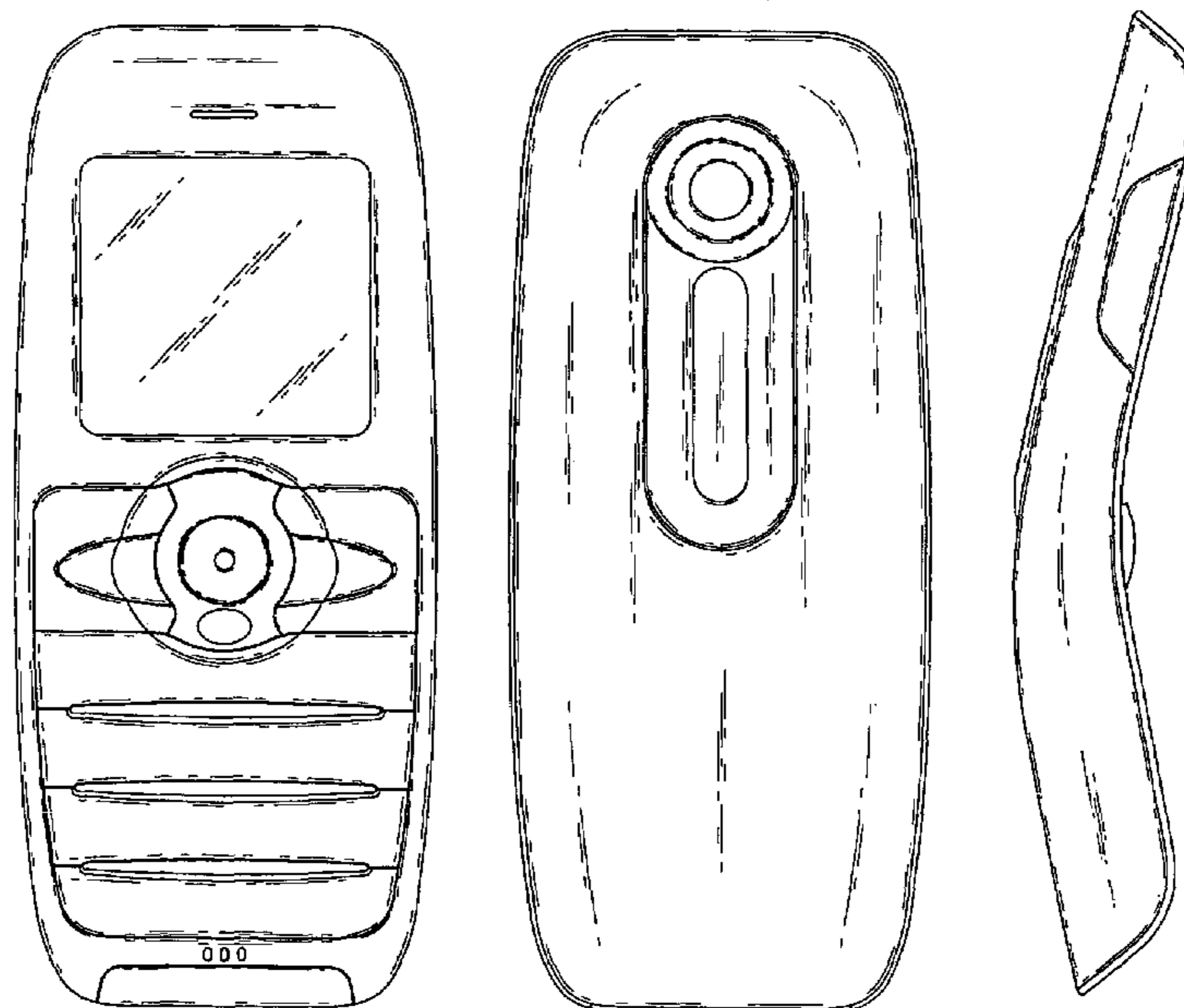


FIG. 1

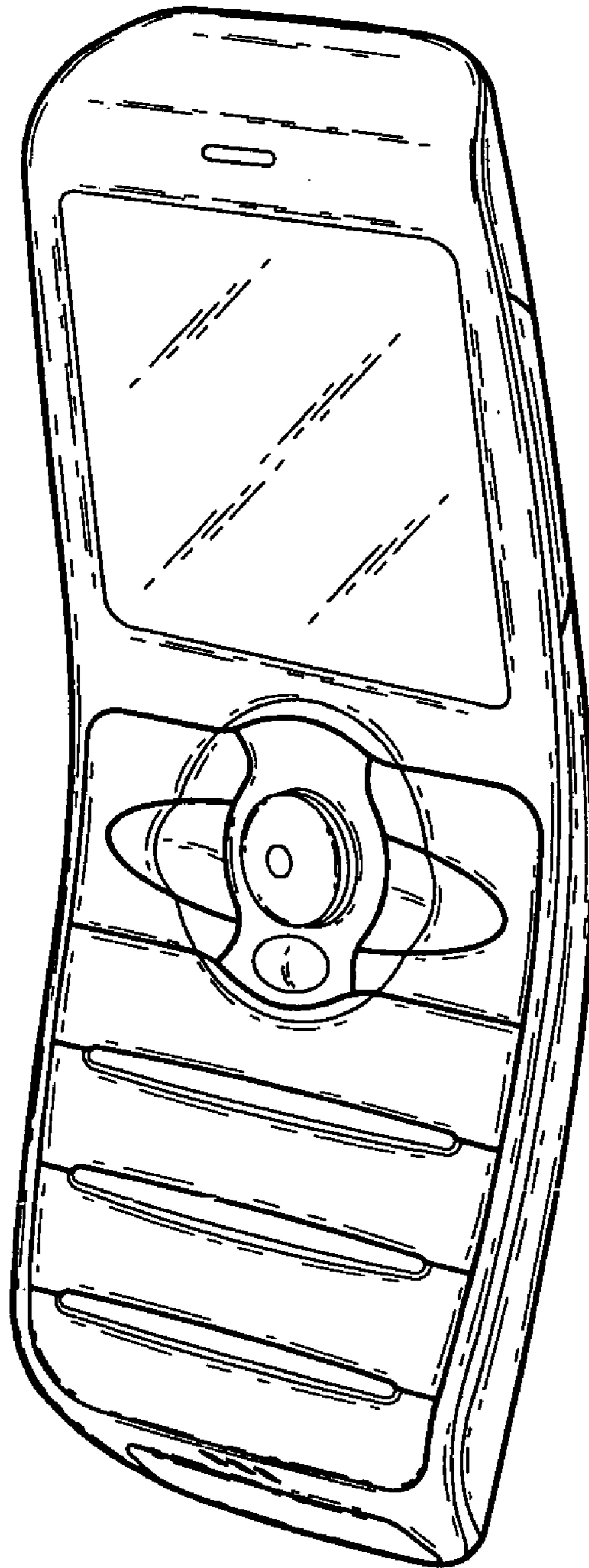


FIG. 2

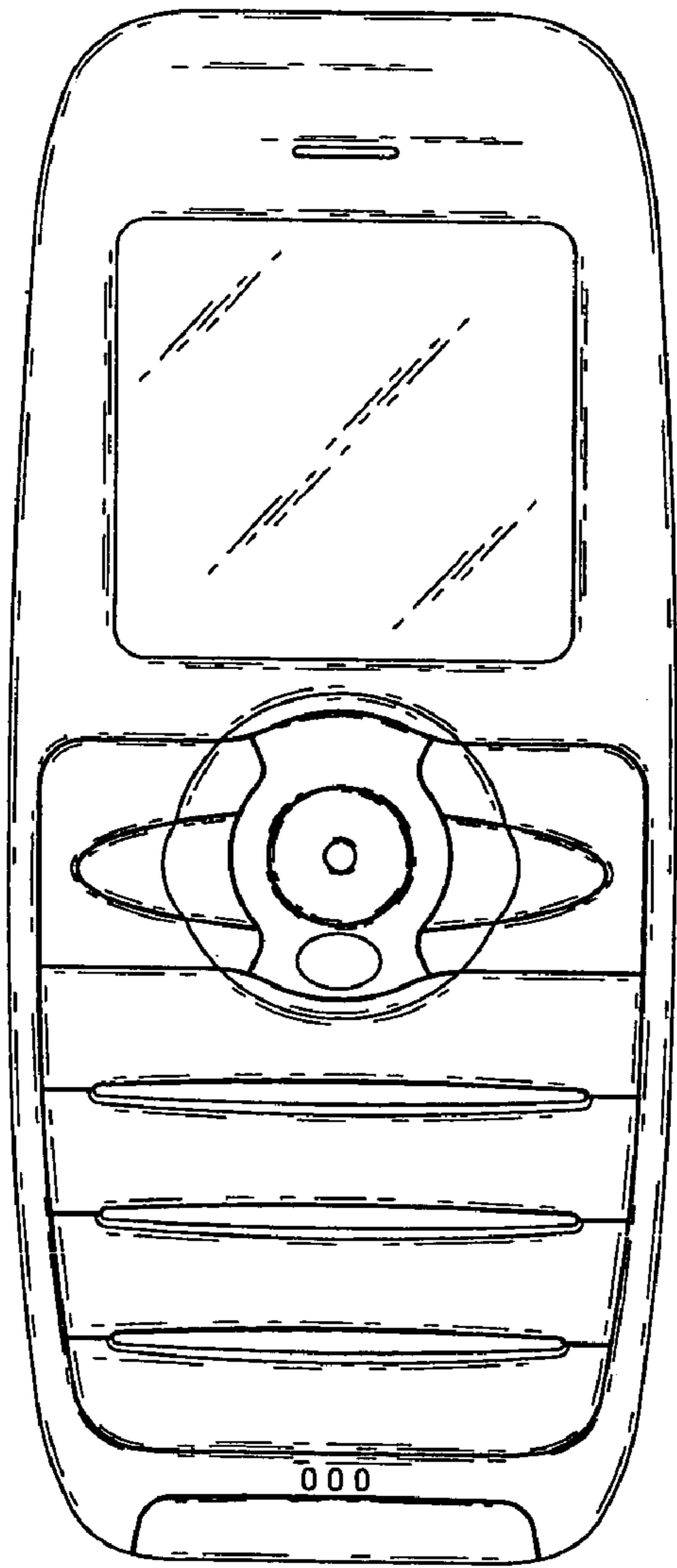


FIG. 3

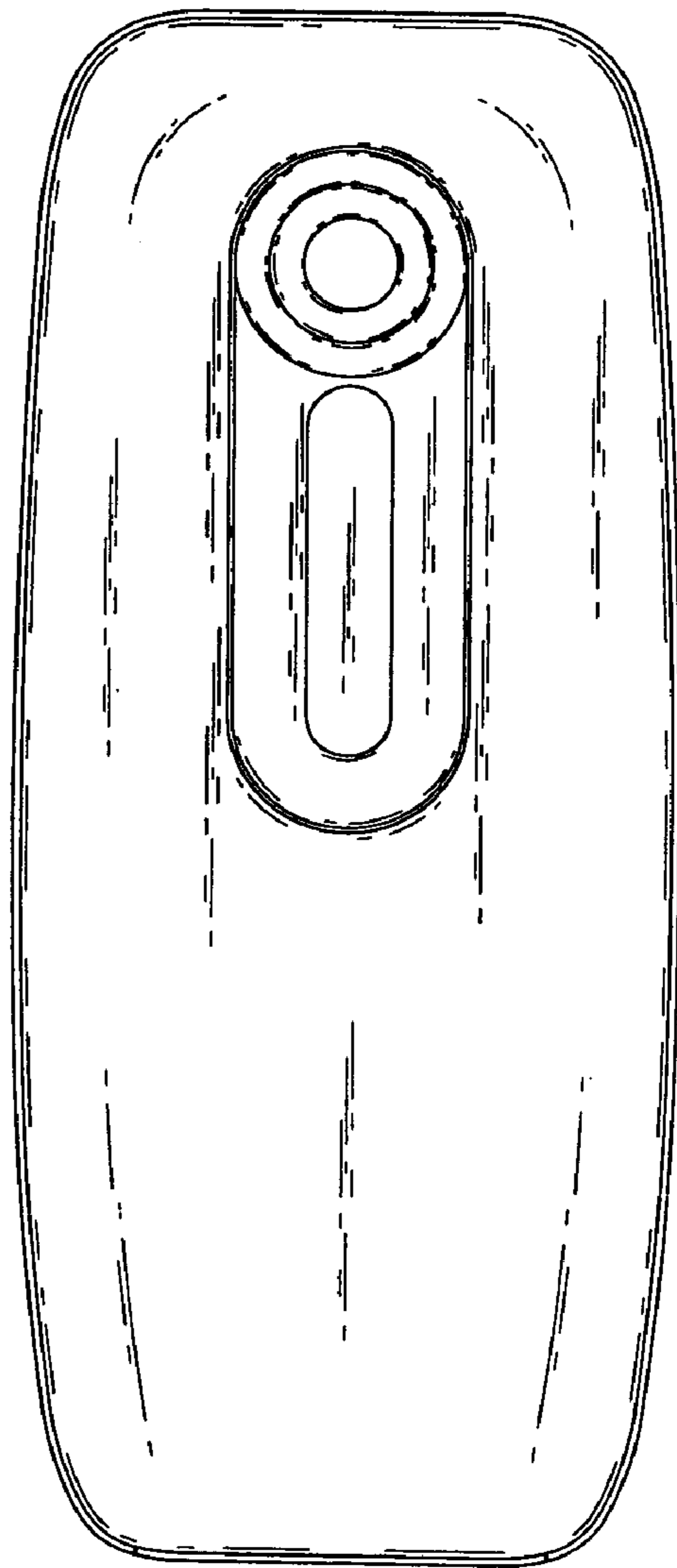


FIG. 4



FIG. 5



FIG. 6

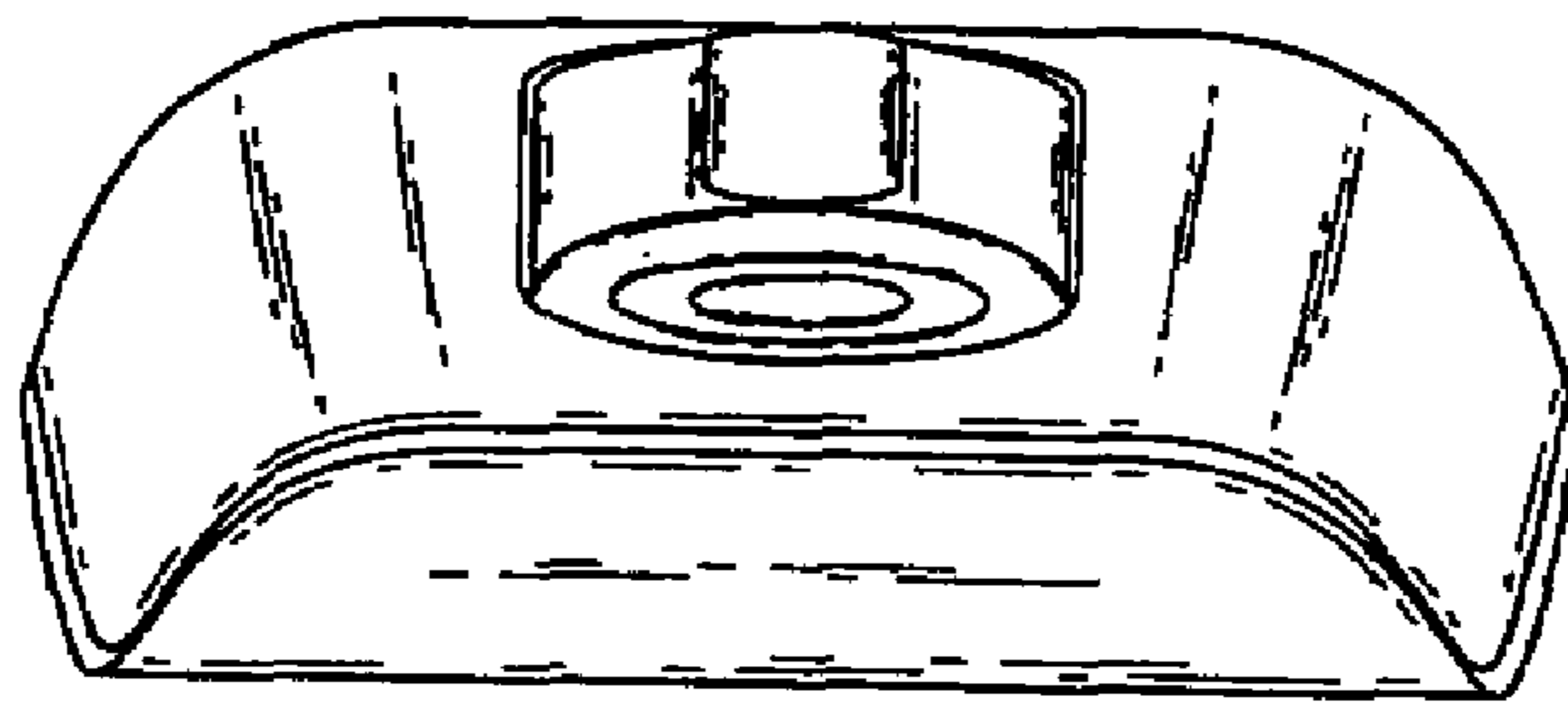


FIG. 7

