



US00D559809S

(12) **United States Design Patent**
Oota

(10) **Patent No.:** **US D559,809 S**
(45) **Date of Patent:** **** Jan. 15, 2008**

(54) **OPTICAL DISC PLAYER/RECORDER**

(75) Inventor: **Kiyoshi Oota**, Tokyo (JP)

(73) Assignee: **Sony Corporation**, Tokyo (JP)

(**) Term: **14 Years**

(21) Appl. No.: **29/260,987**

(22) Filed: **Jun. 6, 2006**

(30) **Foreign Application Priority Data**

Dec. 8, 2005 (JP) D2005-036298

(51) **LOC (8) Cl.** **14-01**

(52) **U.S. Cl.** **D14/136**

(58) **Field of Classification Search** D14/135-136,
D14/156-157, 167-168, 496, 197-198, 217,
D14/257, 258, 445; 360/99.02, 99.07; 369/75.11,
369/75.21, 77.21, 77.11; 720/612, 619, 647,
720/655; 455/344, 347-351

See application file for complete search history.

(56) **References Cited**

U.S. PATENT DOCUMENTS

D441,352 S * 5/2001 Kuo D14/217
D466,876 S * 12/2002 Usami et al. D14/136

D503,693 S * 4/2005 Tejima D14/136
D508,901 S * 8/2005 Wu D14/136
D510,076 S * 9/2005 Wu D14/136
D513,410 S * 1/2006 Moriya et al. D14/136
D524,775 S * 7/2006 Liu D14/136

* cited by examiner

Primary Examiner—Nanda Bondade

(74) *Attorney, Agent, or Firm*—Rader, Fishman & Grauer,
PLLC

(57) **CLAIM**

The ornamental design for an optical disc player/recorder, as shown.

DESCRIPTION

FIG. 1 is a perspective view of an optical disc player/recorder showing my new design;

FIG. 2 is a front elevational view thereof;

FIG. 3 is a rear elevational view thereof;

FIG. 4 is a left side elevational view thereof;

FIG. 5 is a right side elevational view thereof;

FIG. 6 is a top plan view thereof; and,

FIG. 7 is a bottom plan view thereof.

1 Claim, 7 Drawing Sheets

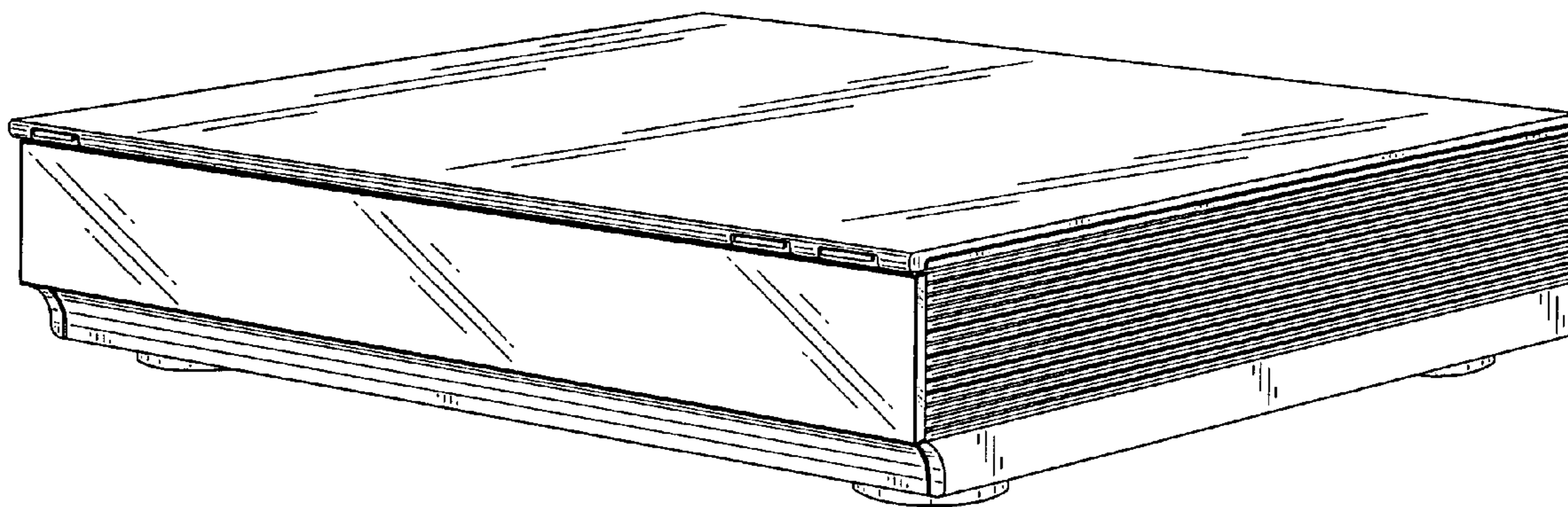


Fig.1

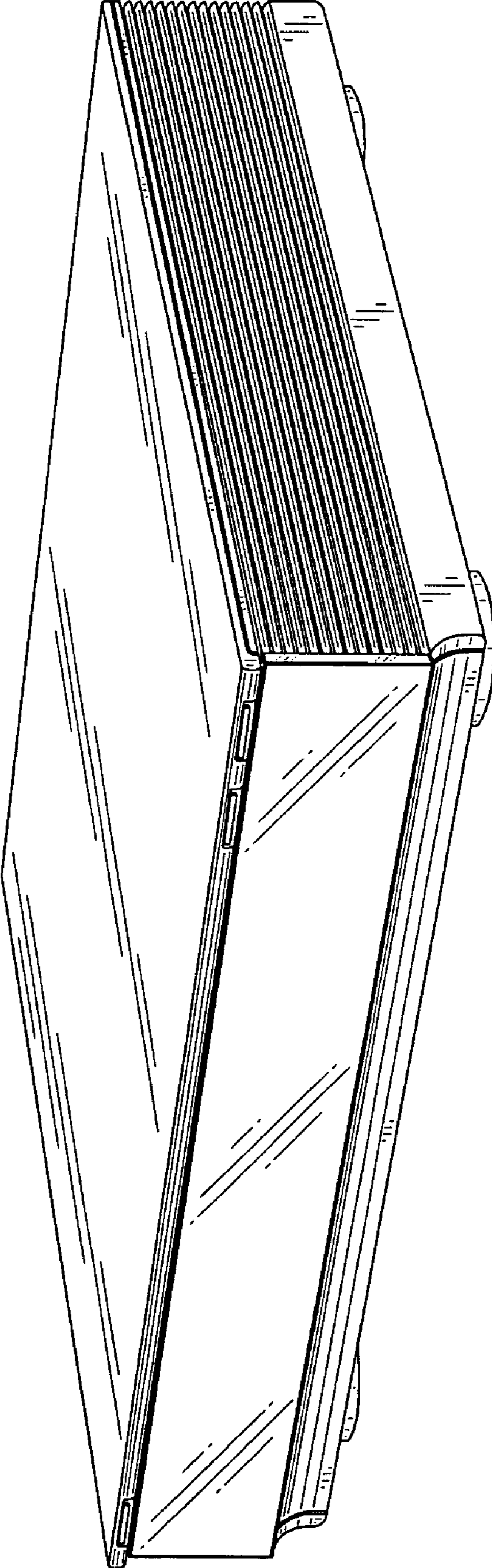


Fig.2

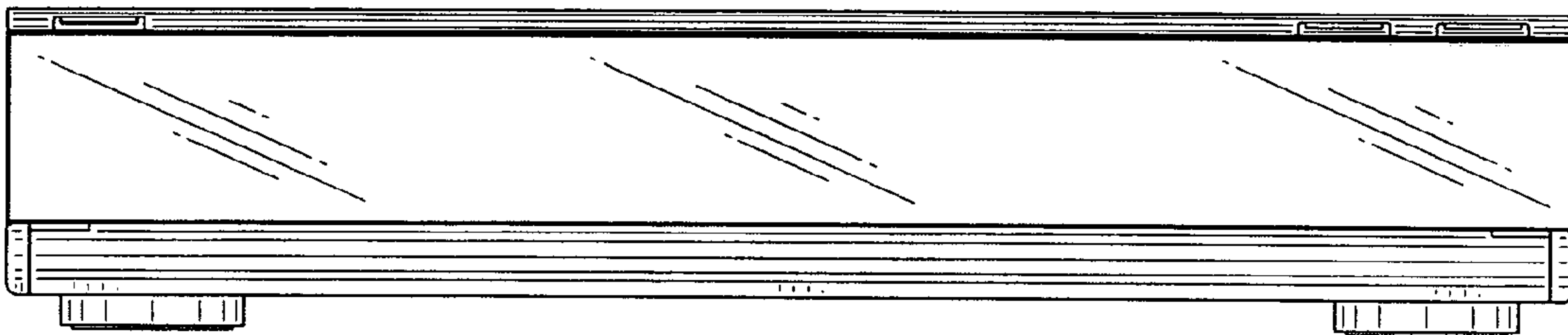


Fig.3

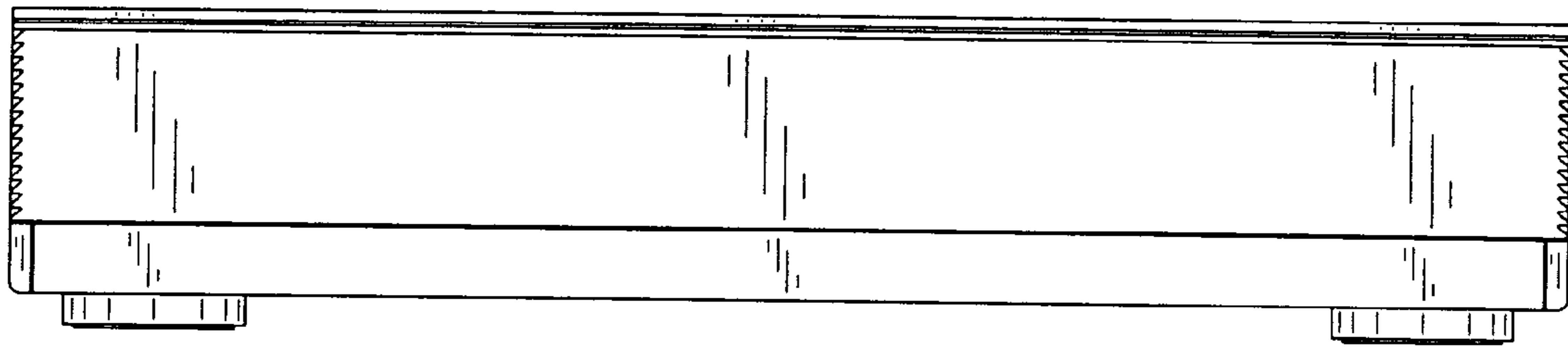


Fig.4

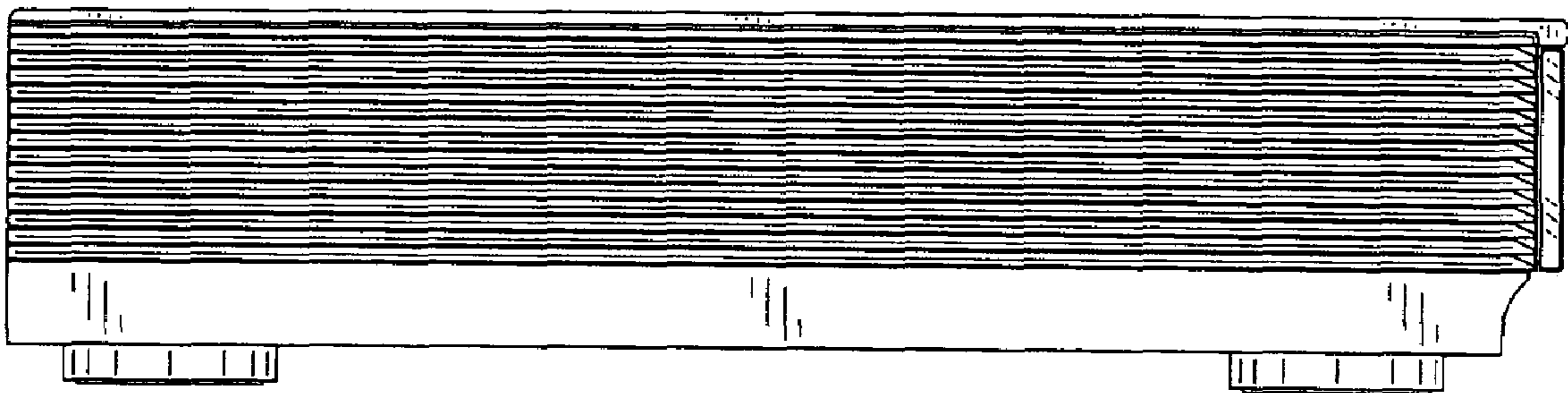


Fig.5




Fig.6




Fig.7

