



US00D559775S

(12) **United States Design Patent** (10) **Patent No.:** **US D559,775 S**
Liukkula et al. (45) **Date of Patent:** **** Jan. 15, 2008**

(54) **TIRE STUD**

(75) Inventors: **Mikko Liukkula**, Viiala (FI); **Pentti Eromäki**, Nokia (FI); **Juha Pirhonen**, Sarkola (FI)

(73) Assignee: **Nokian Tyres PLC**, Nokia (FI)

(**) Term: **14 Years**

(21) Appl. No.: **29/273,121**

(22) Filed: **Feb. 27, 2007**

D222,528	S	*	11/1971	Schwartz	D8/398
3,889,735	A	*	6/1975	Salakari	152/210
3,998,257	A	*	12/1976	Mayra	152/210
D269,409	S	*	6/1983	Ferdinand et al.	D8/307
D278,029	S	*	3/1985	Suponitsky	D8/397
D302,243	S	*	7/1989	Gonzalez	D8/398
4,921,030	A	*	5/1990	Suvanto	152/210
D373,305	S	*	9/1996	Decursu et al.	D8/398
5,581,913	A	*	12/1996	Kataoka et al.	36/134
5,634,994	A	*	6/1997	Teeri	152/210
D393,589	S	*	4/1998	Berti	D8/398
D431,215	S	*	9/2000	Nyblom	D12/608
2004/0163746	A1	*	8/2004	Eromaki	152/210
2004/0231775	A1	*	11/2004	Eromaki	152/210

Related U.S. Application Data

(62) Division of application No. 29/242,390, filed on Nov. 9, 2005.

Foreign Application Priority Data

May 13, 2005 (EM) 000346580

(51) **LOC (8) Cl.** **12-15**

(52) **U.S. Cl.** **D12/608**

(58) **Field of Classification Search** D12/500, D12/501, 544, 579, 604, 608; 301/41.1; 305/19, 187, 189, 191; 36/59 R, 59 B, 67 A, 36/134; 152/64, 100, 164, 208, 210, 209.12, 152/222, 225 R, 226, 243; D8/397-399, D8/300-310; 411/409, 427, 429, 435; D7/393
See application file for complete search history.

References Cited

U.S. PATENT DOCUMENTS

3,476,166 A * 11/1969 Simon 152/210
3,545,515 A * 12/1970 Gottauf 152/210

* cited by examiner

Primary Examiner—Stacia Cadmus

(74) *Attorney, Agent, or Firm*—Klauber & Jackson LLC

(57) **CLAIM**

The ornamental design for tire stud, as shown.

DESCRIPTION

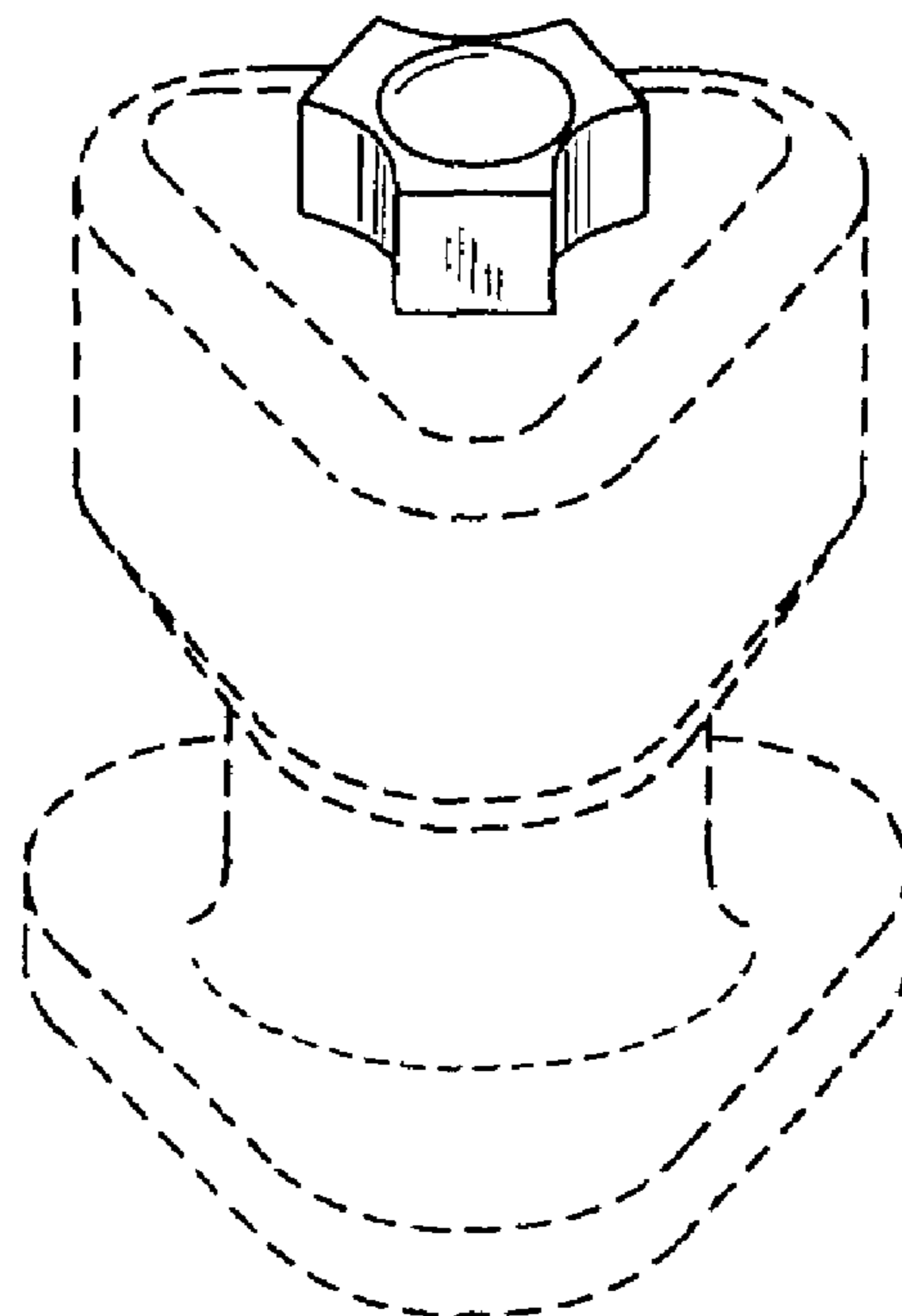
FIG. 1 is a top front perspective view of the top of a tire stud of our new design, with the remainder of the body of said tire stud excluded by dotted lines;

FIG. 2 is a side elevational view of the design of FIG. 1;

FIG. 3 is a top view thereof; and,

FIG. 4 is an upper perspective view thereof, similar to FIG. 1, enlarged to better depict the said top of the tire stud, and with the remainder of the body depicted fragmentarily and schematically.

1 Claim, 1 Drawing Sheet



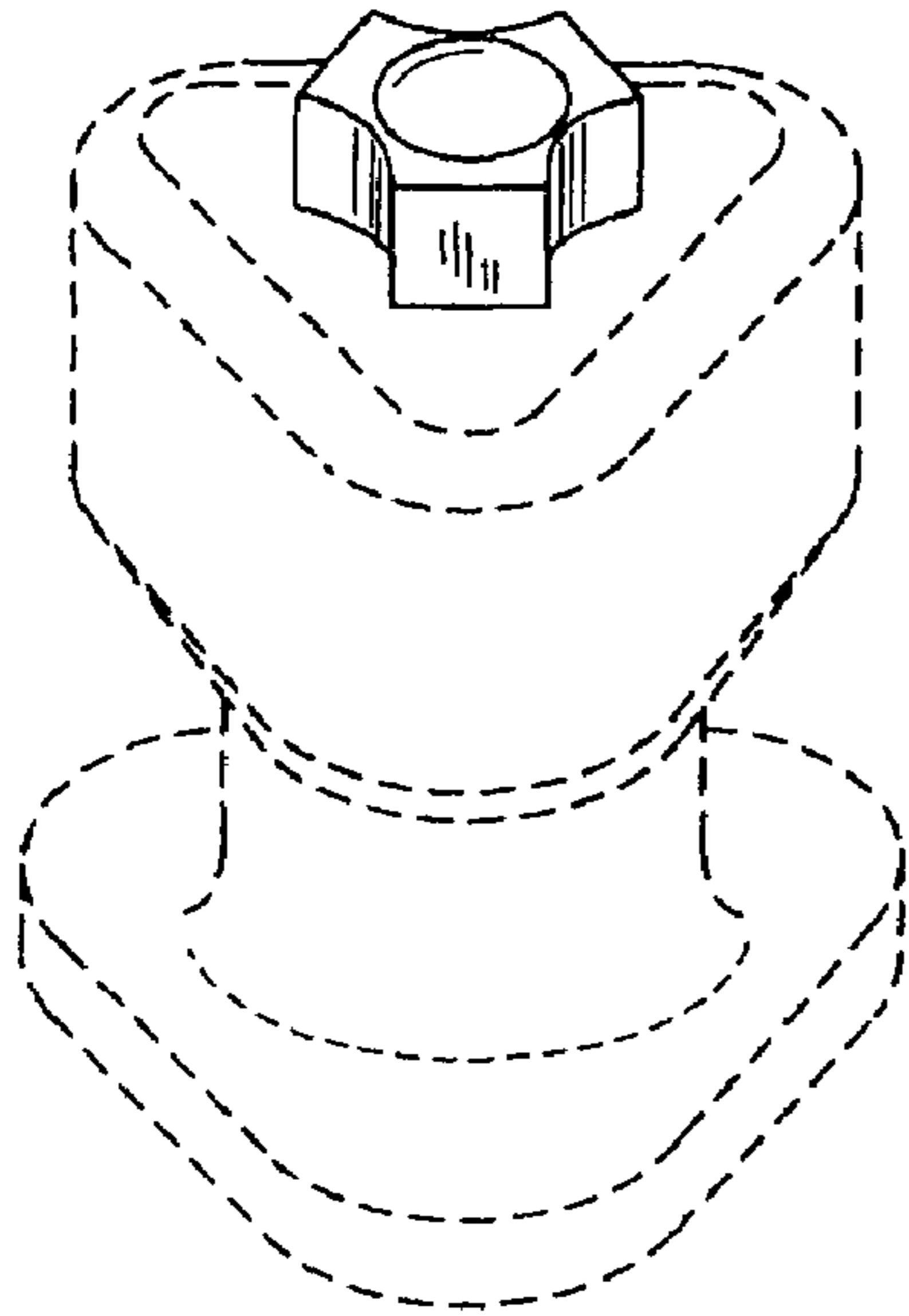


Fig. 1

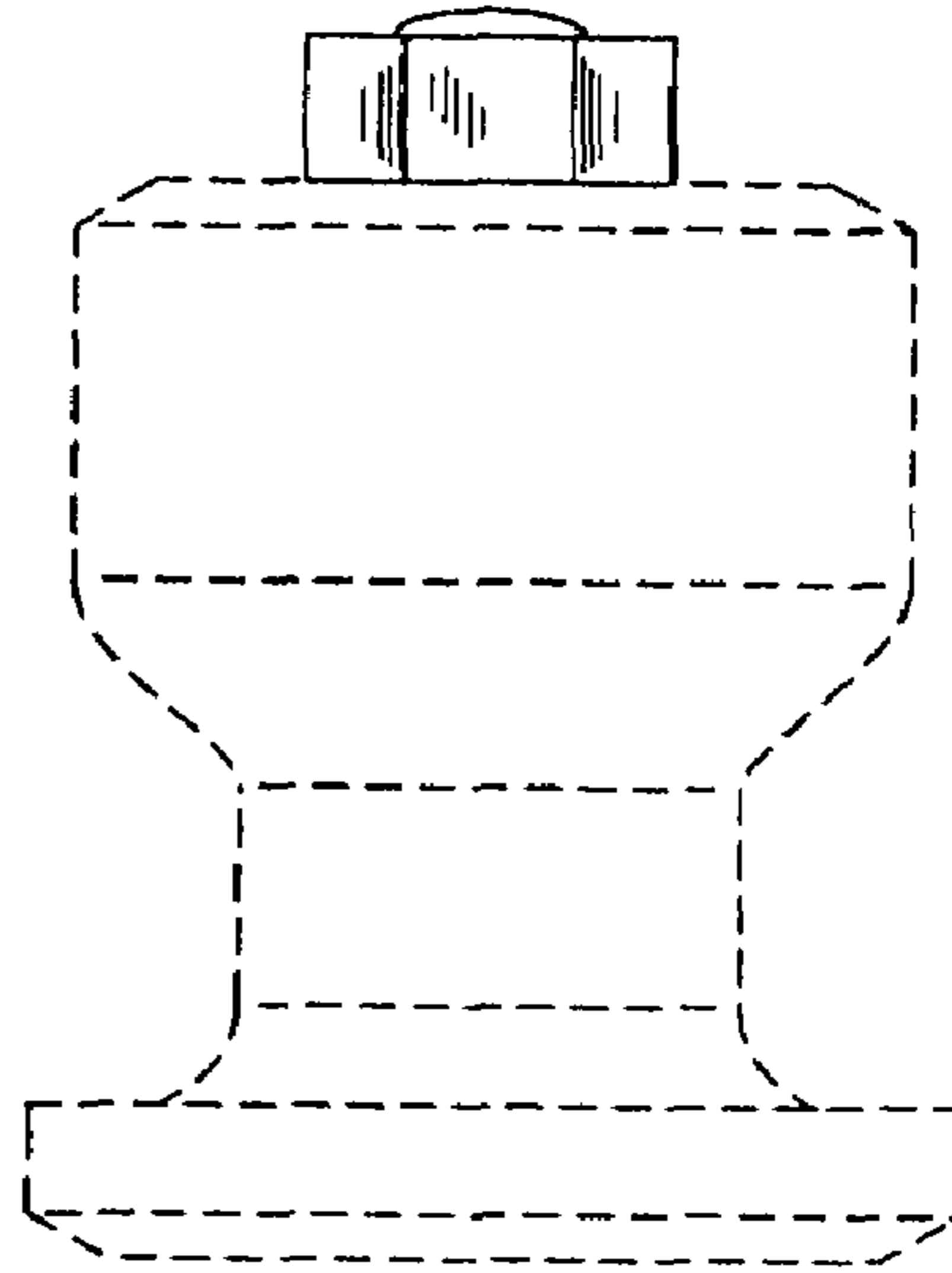


Fig. 2

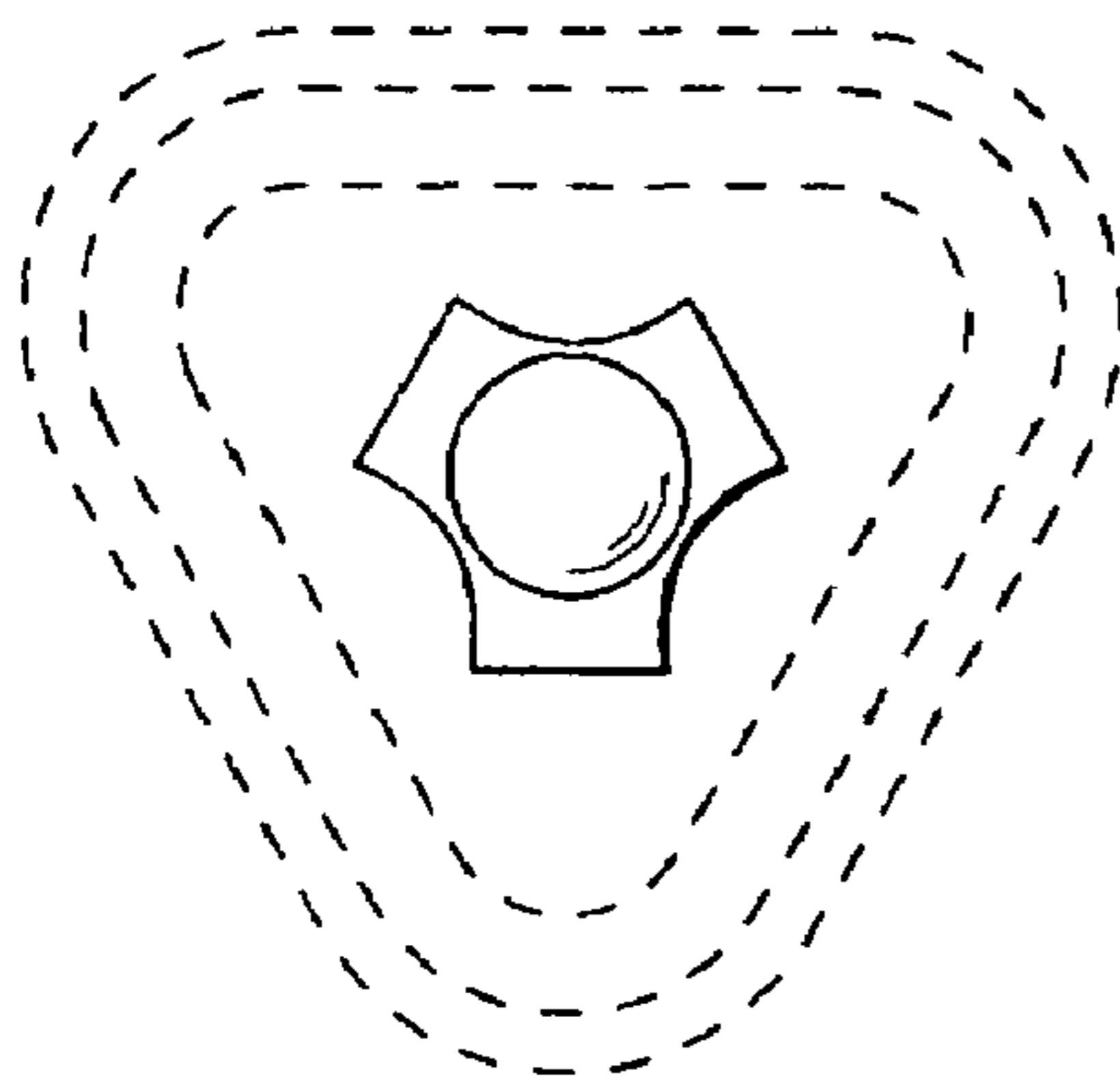


Fig. 3

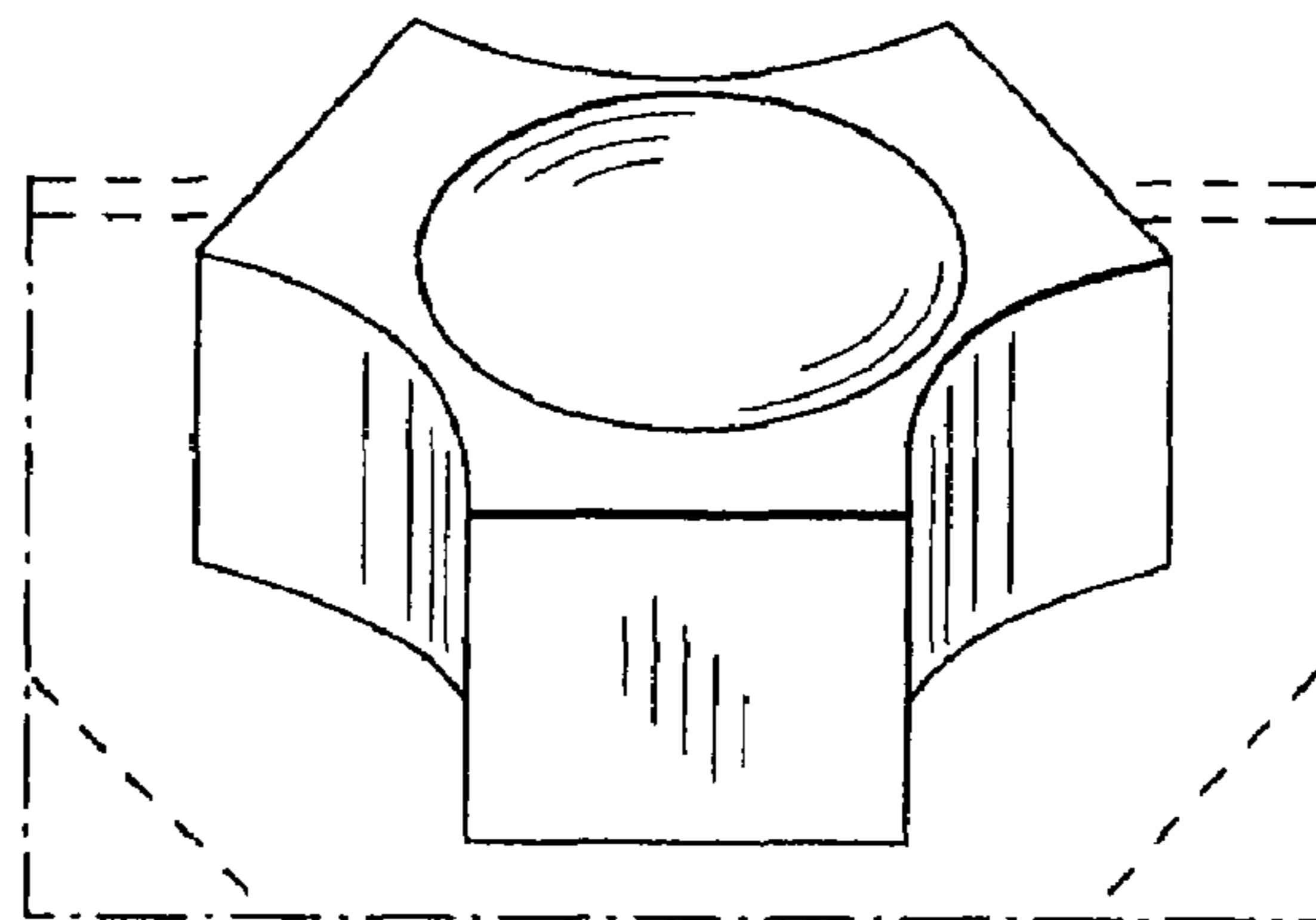


Fig. 4