



US00D559766S

(12) **United States Design Patent**  
**Hirai**

(10) **Patent No.:** **US D559,766 S**  
(45) **Date of Patent:** **\*\* Jan. 15, 2008**

(54) **TIRE TREAD**  
(75) Inventor: **Satoshi Hirai**, Hyogo-ken (JP)  
(73) Assignee: **The Goodyear Tire & Rubber Company**, Akron, OH (US)  
(\*\*) Term: **14 Years**  
(21) Appl. No.: **29/286,341**  
(22) Filed: **May 2, 2007**

D513,400 S	1/2006	Sakaguchi et al. ....	D12/523
D515,019 S *	2/2006	Umstot et al. ....	D12/519
D522,442 S	6/2006	Shirouzu .....	D12/515
D524,231 S	7/2006	Marazzi et al. ....	D12/521
D524,232 S	7/2006	Heinen et al. ....	D12/521
D524,233 S	7/2006	Marazzi et al. ....	D12/521
D524,235 S	7/2006	Marazzi et al. ....	D12/523
D524,236 S	7/2006	Marazzi et al. ....	D12/524
D524,722 S *	7/2006	Dumigan .....	D12/517
D531,108 S	10/2006	Marazzi et al. ....	D12/523

(30) **Foreign Application Priority Data**  
Nov. 6, 2006 (JP) ..... 2006-030214  
(51) **LOC (8) Cl.** ..... **12-15**  
(52) **U.S. Cl.** ..... **D12/519; D12/520**  
(58) **Field of Classification Search** ..... D12/505-509,  
D12/512-520, 524-532, 521-523, 900, 901,  
D12/528; 152/209.1, 209.8-209.18, 209.25,  
152/455, 209.28  
See application file for complete search history.

\* cited by examiner

*Primary Examiner*—Stacia Cadmus  
(74) *Attorney, Agent, or Firm*—Richard B. O’Planick

(57) **CLAIM**

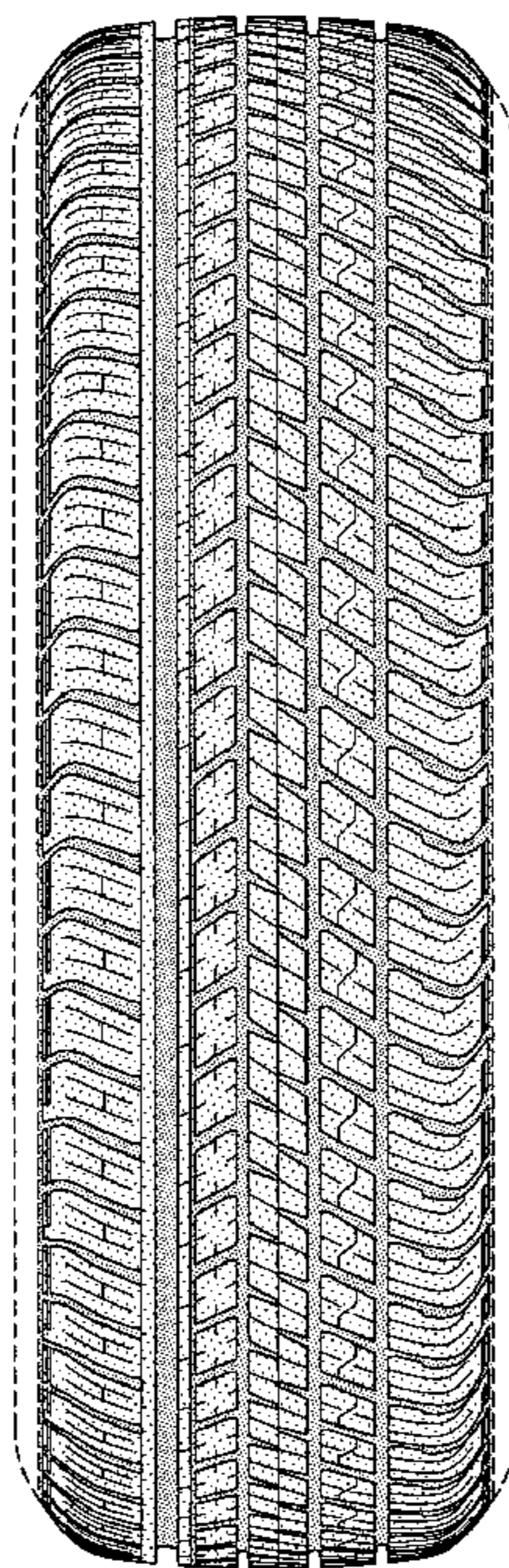
The ornamental design for a tire tread, as shown and described.

**DESCRIPTION**

FIG. 1 is a perspective view of a tire tread showing my new design, it being understood that the pattern repeats uniformly throughout the circumference of the tread;  
FIG. 2 is a front elevational view thereof;  
FIG. 3 is a right side elevational view thereof;  
FIG. 4 is a left side elevational view thereof; and,  
FIG. 5 is an enlarged fragmentary front elevational view thereof.  
The broken lines defining the sidewall, inner bead and the peripheral boundary between the tire tread and the sidewall are for illustrative purposes only and form no part of the claimed design.

(56) **References Cited**  
U.S. PATENT DOCUMENTS  
D365,789 S \* 1/1996 Lissan et al. .... D12/519  
D365,798 S \* 1/1996 Scarpitti et al. .... D12/521  
D419,115 S \* 1/2000 Weber et al. .... D12/588  
D439,870 S \* 4/2001 Lovell et al. .... D12/519  
D469,396 S \* 1/2003 Hutson et al. .... D12/520  
D490,045 S 5/2004 Delu et al. .... D12/519  
D490,047 S 5/2004 Heinen et al. .... D12/524  
D490,048 S 5/2004 Heinen et al. .... D12/524  
D490,049 S 5/2004 Heinen et al. .... D12/524  
D512,013 S \* 11/2005 Delu et al. .... D12/517  
D512,683 S \* 12/2005 Dumigan et al. .... D12/589

**1 Claim, 5 Drawing Sheets**



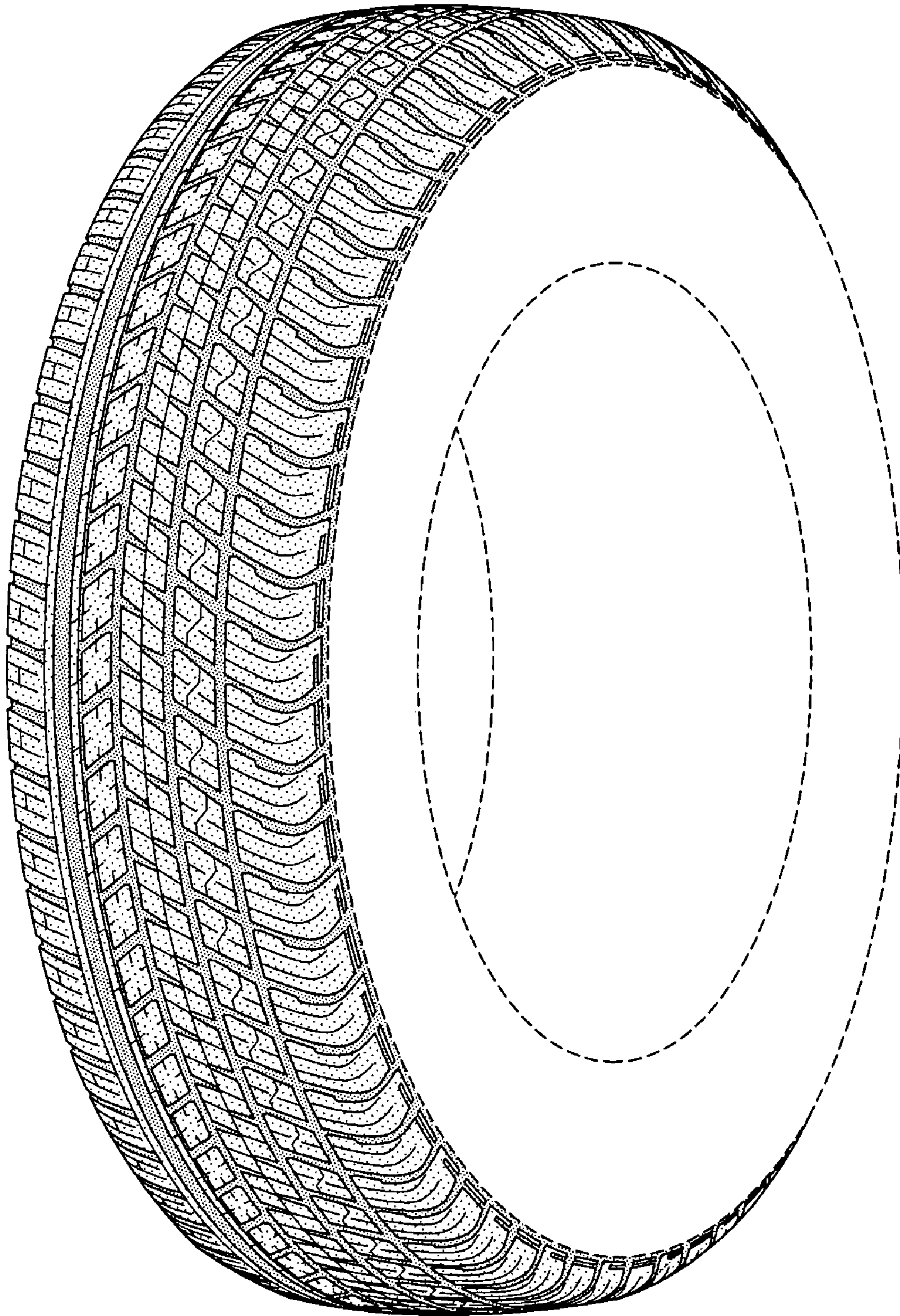


FIG-1

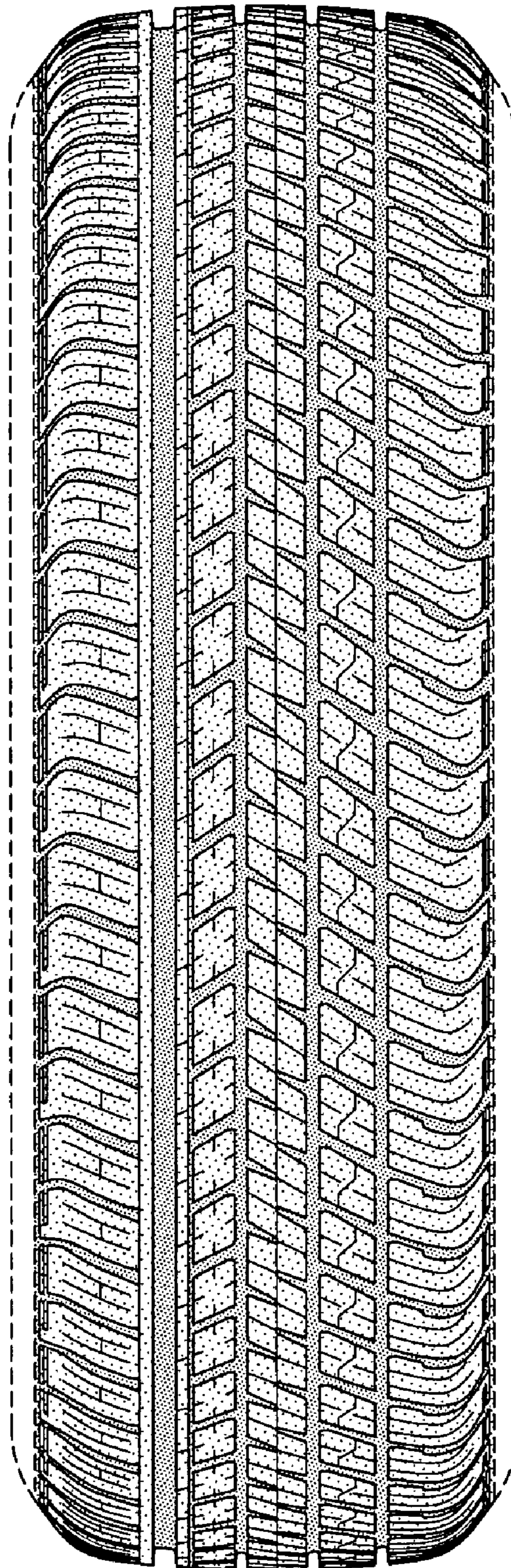


FIG-2

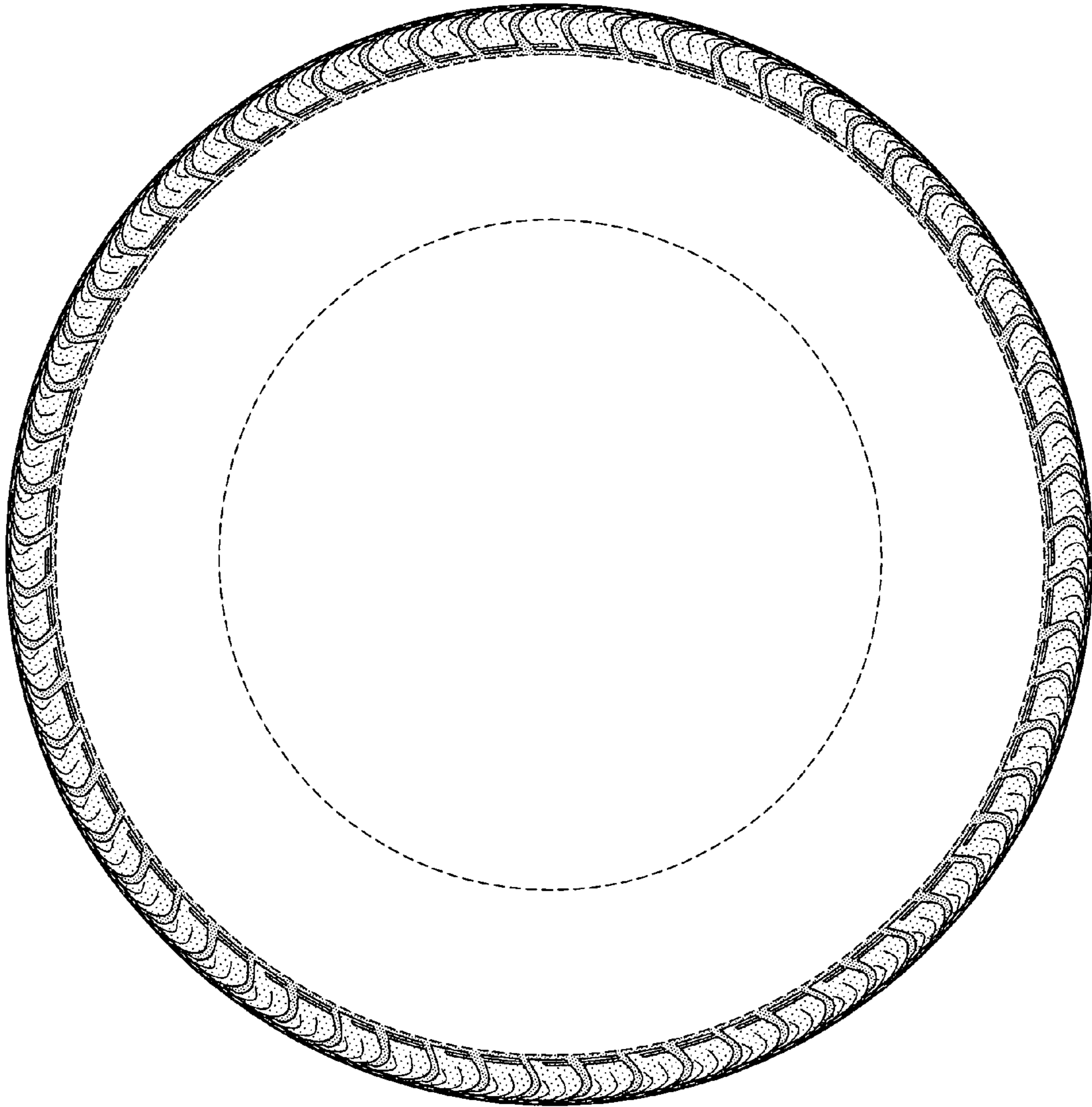


FIG-3

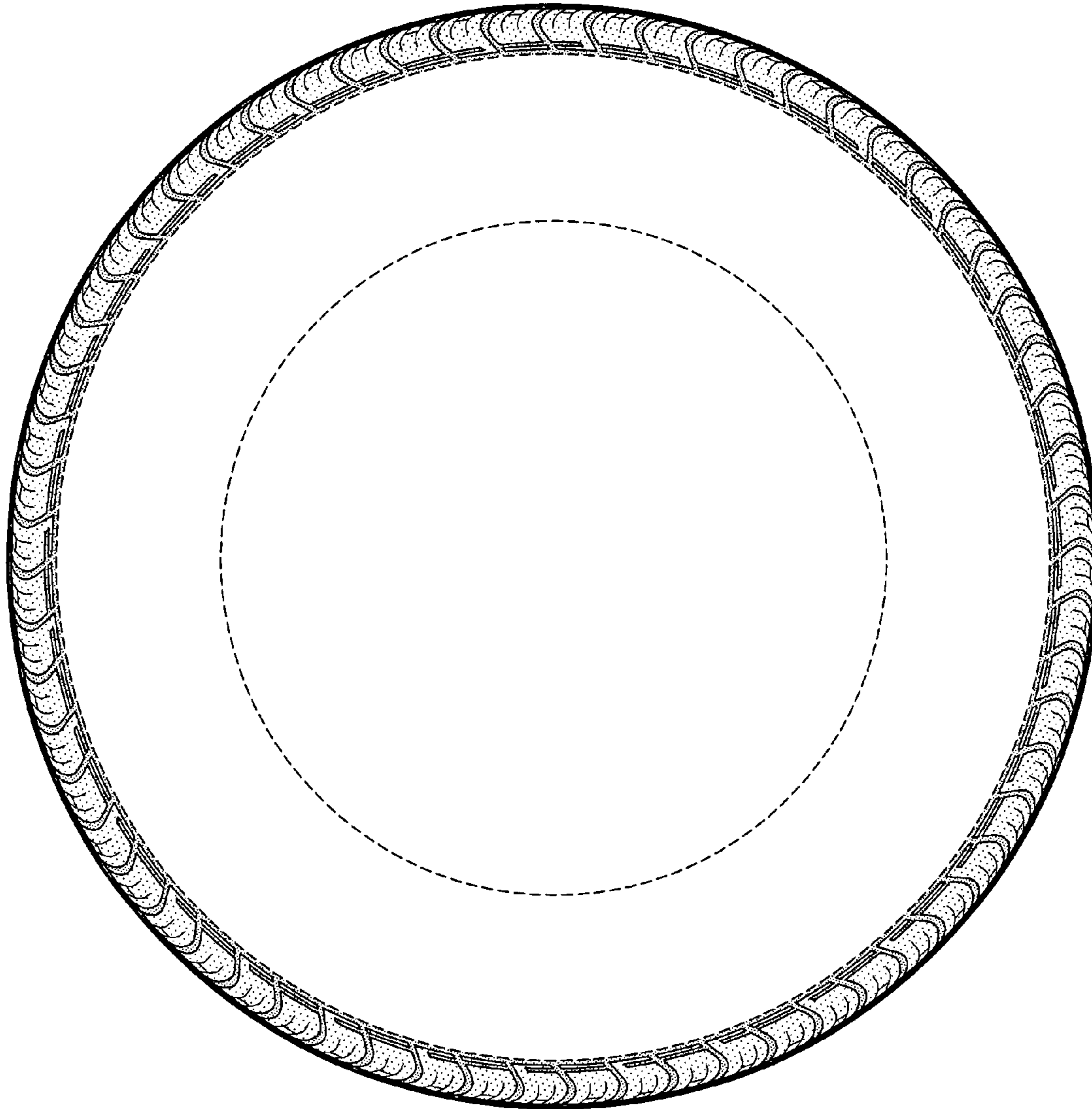


FIG-4

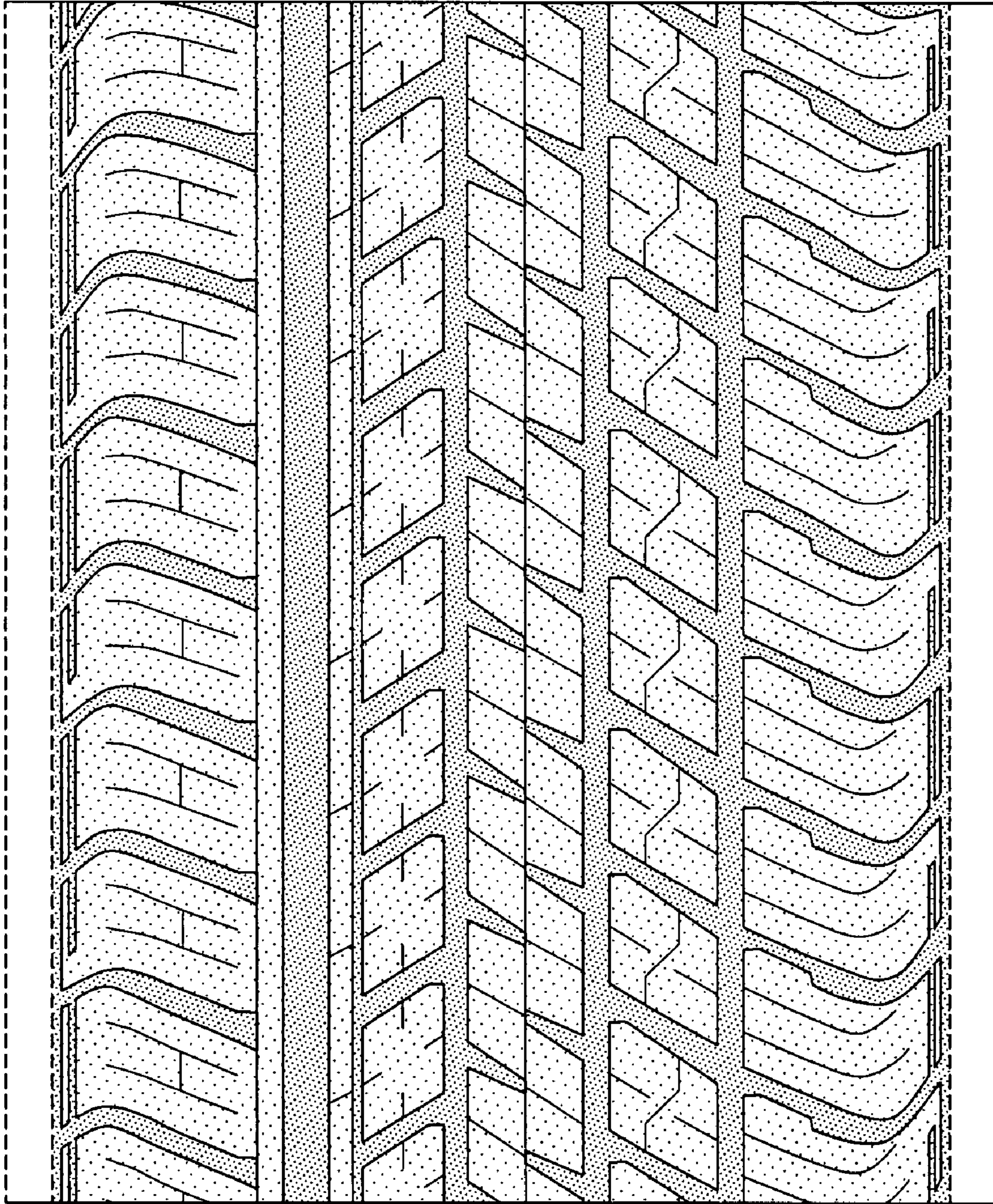


FIG-5