



US00D559765S

(12) **United States Design Patent**  
**Vitito**

(10) **Patent No.:** **US D559,765 S**

(45) **Date of Patent:** **\*\* Jan. 15, 2008**

(54) **TRIMPLATE FOR AN OVERHEAD  
AUTOMOBILE ENTERTAINMENT SYSTEM**

(76) **Inventor:** **Christopher J. Vitito**, 514  
Longmeadow St., Celebration, FL (US)  
34747

(\*\*) **Term:** **14 Years**

(21) **Appl. No.:** **29/274,971**

(22) **Filed:** **Jun. 13, 2007**

(51) **LOC (8) Cl.** ..... **12-16**

(52) **U.S. Cl.** ..... **D12/418**

(58) **Field of Classification Search** ..... D12/415,  
D12/418, 400, 195, 190; D14/124, 126,  
D14/129, 113, 132-133, 100; 296/37.1-37.8,  
296/70, 24.1, 929, 534; 224/311, 539; 180/90;  
439/34; 361/683

See application file for complete search history.

(56) **References Cited**

**U.S. PATENT DOCUMENTS**

D340,215 S *	10/1993	Falcoff	.....	D12/418
D411,822 S *	7/1999	Ellis	.....	D12/418
D413,856 S *	9/1999	Scribner	.....	D12/418
D428,849 S *	8/2000	Higginson	.....	D12/418
6,364,390 B1	4/2002	Finneman		
D456,789 S	5/2002	Snyker		
D470,828 S	2/2003	Solland		
D473,841 S *	4/2003	Kendrick, III	.....	D12/418
6,633,347 B2	10/2003	Kitazawa		
D489,044 S *	4/2004	Bremenkamp et al.	....	D14/132
D529,462 S *	10/2006	Lee et al.	.....	D14/132

D535,246 S *	1/2007	Vitito	.....	D12/418
D541,730 S *	5/2007	Vitito	.....	D12/418
2004/0212957 A1	10/2004	Schedivy		
2006/0070103 A1	3/2006	Vitito		
2006/0119151 A1	6/2006	Vitito		

**FOREIGN PATENT DOCUMENTS**

WO WO2006/052297 5/2006

\* cited by examiner

*Primary Examiner*—Stacia Cadmus

(74) *Attorney, Agent, or Firm*—Welsh & Flaxman LLC

(57) **CLAIM**

The ornamental design for a trimplate for an overhead automobile entertainment system, as shown and described.

**DESCRIPTION**

FIG. 1 is a bottom perspective view of a trimplate for an overhead automobile entertainment system showing my new design.

FIG. 2 is a bottom plan view of thereof.

FIG. 3 is a right side plan view of thereof.

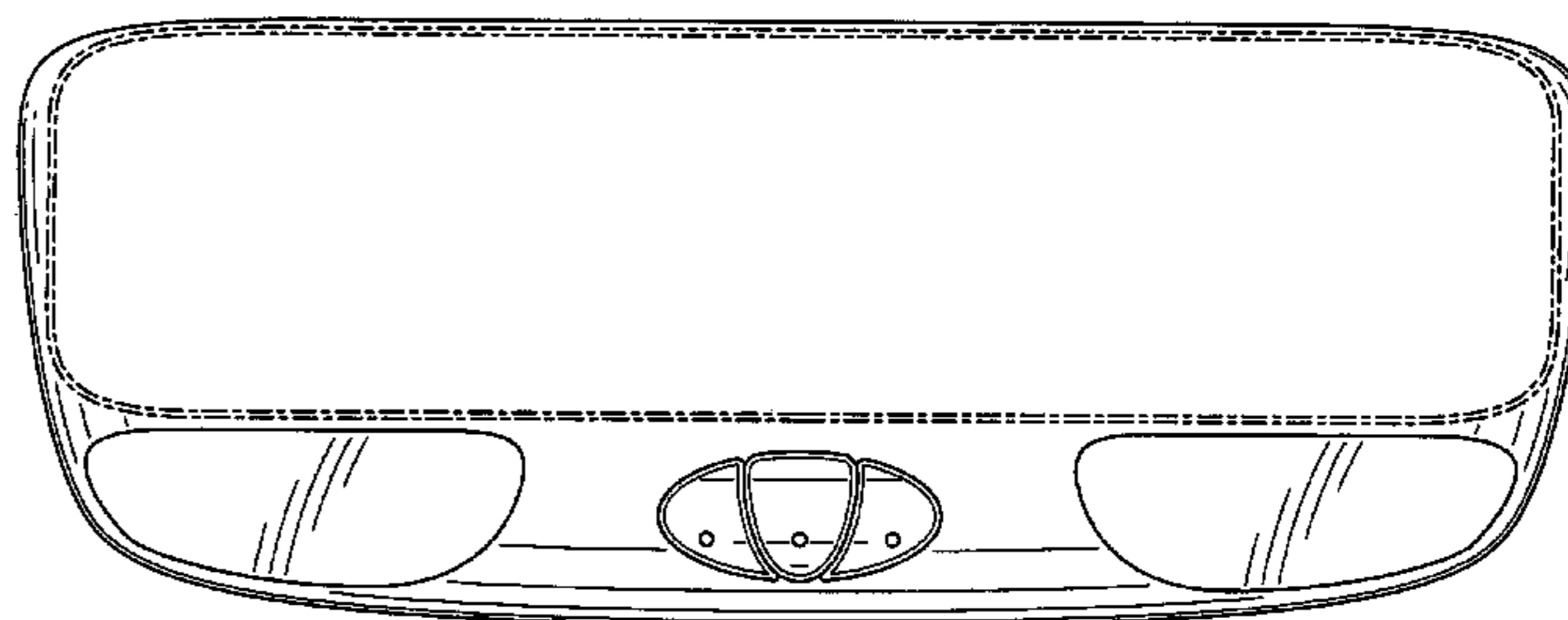
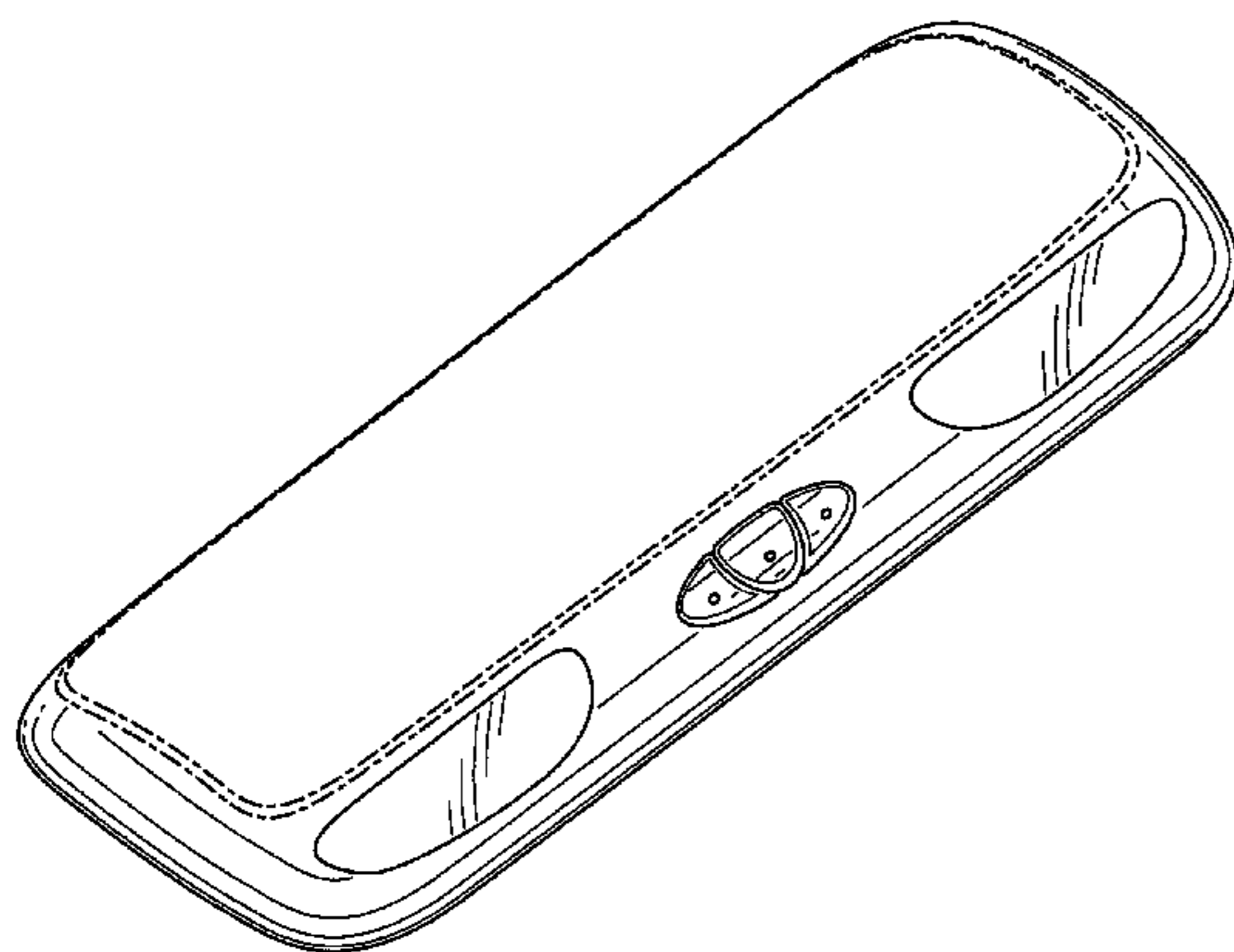
FIG. 4 is a left side plan view of thereof.

FIG. 5 is a front plan view of thereof; and,

FIG. 6 is a rear plan view of thereof.

The broken lines in the drawings are for the purpose of showing environmental structure and do not form part of the design to be patented.

**1 Claim, 4 Drawing Sheets**



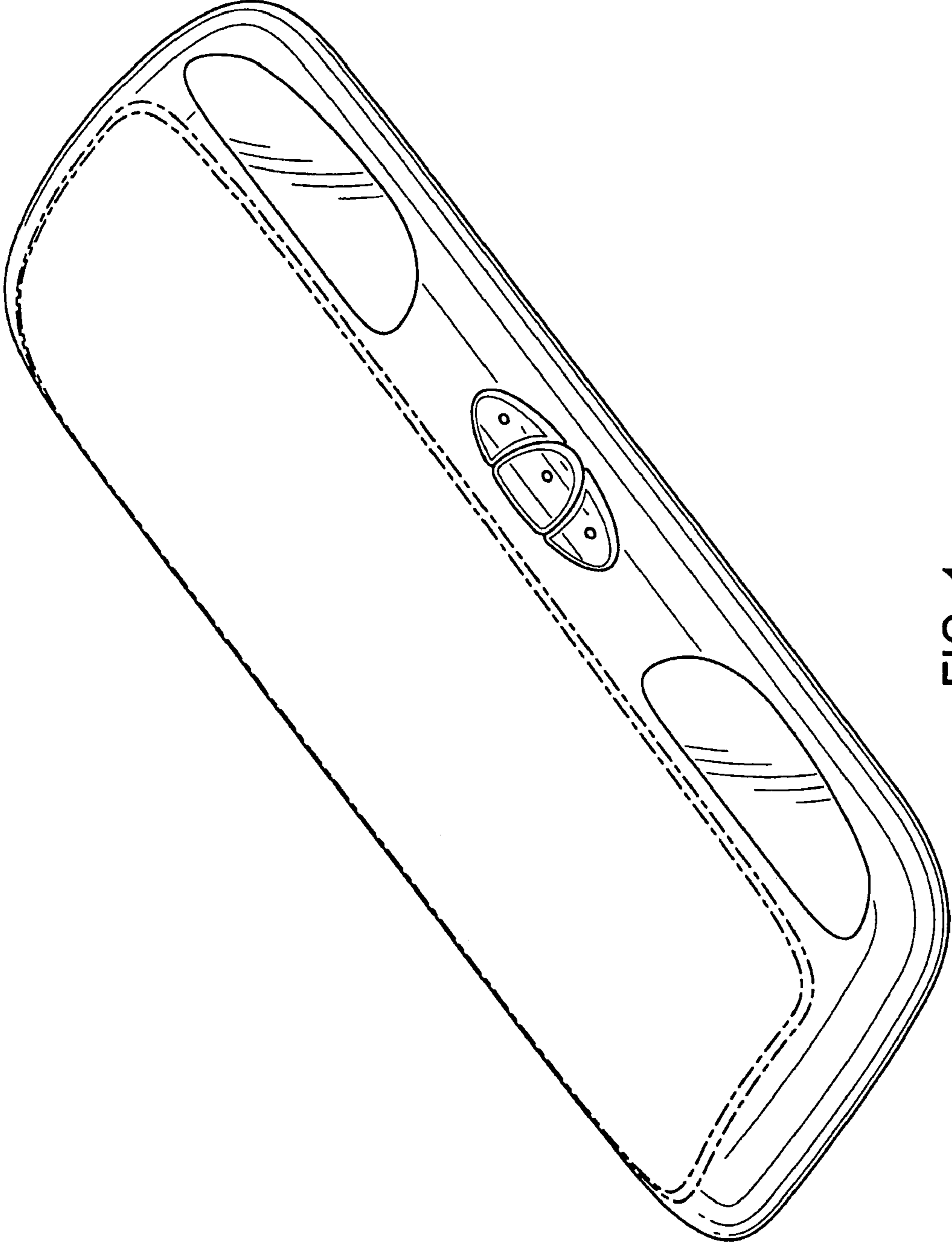


FIG. 1

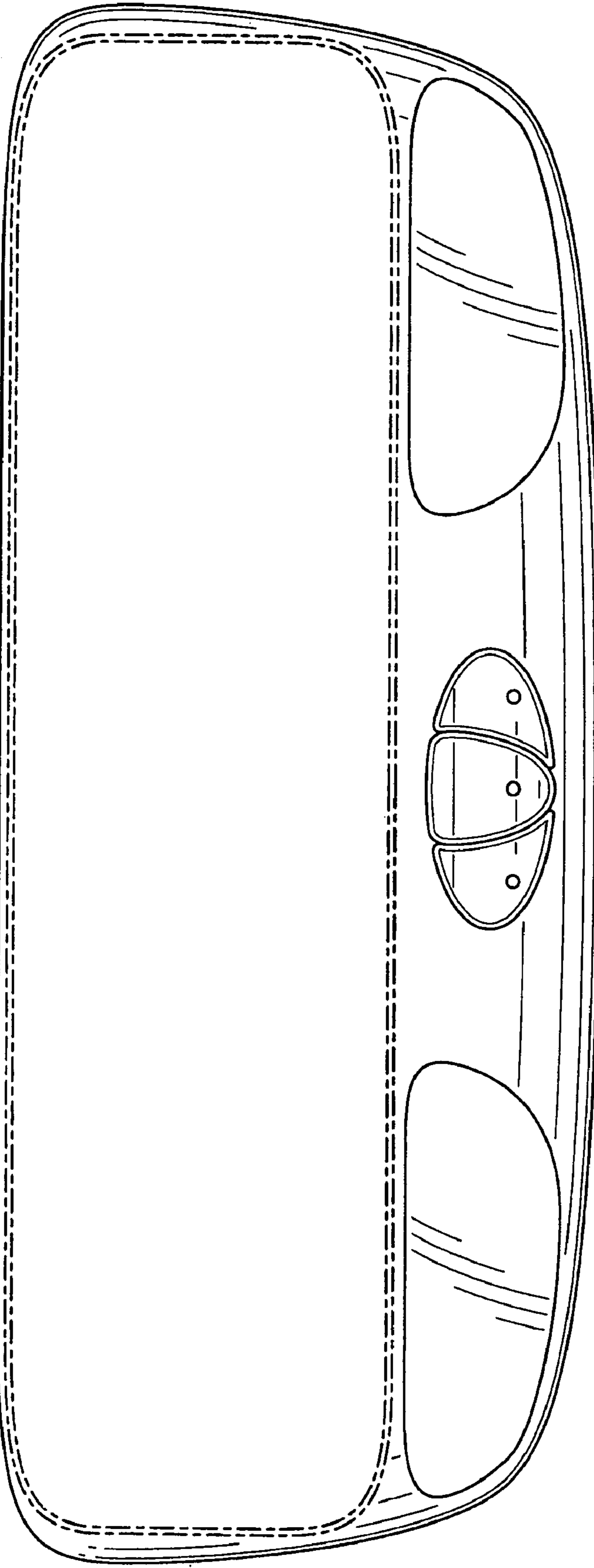


FIG. 2




FIG. 3




FIG. 4




FIG. 5

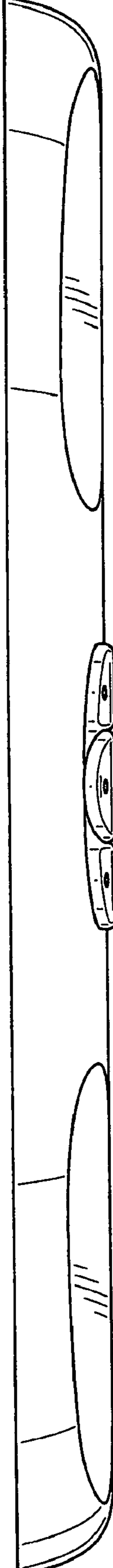


FIG. 6