



US00D559745S

(12) **United States Design Patent**  
**Hieke**

(10) **Patent No.:** **US D559,745 S**  
(45) **Date of Patent:** **\*\* Jan. 15, 2008**

(54) **FRONT BUMPER FOR A VEHICLE**  
(75) Inventor: **Claus Hieke**, Sindelfingen (DE)  
(73) Assignee: **DaimlerChrysler AG**, Stuttgart (DE)  
(\*\*) Term: **14 Years**

D504,641 S \* 5/2005 Nakajima ..... D12/169  
D504,851 S \* 5/2005 Hosoda et al. .... D12/169  
D537,021 S \* 2/2007 Pfeiffer ..... D12/169  
D550,129 S \* 9/2007 Koizumi et al. .... D12/169  
D550,594 S \* 9/2007 Pfeiffer ..... D12/169

\* cited by examiner

(21) Appl. No.: **29/273,594**  
(22) Filed: **Mar. 9, 2007**

*Primary Examiner*—Melody N. Brown  
(74) *Attorney, Agent, or Firm*—Crowell & Moring LLP

(30) **Foreign Application Priority Data**  
Sep. 12, 2006 (EM) ..... 000587076-0002

(57) **CLAIM**

The ornamental design for a front bumper for a vehicle, as shown and described.

(51) **LOC (8) Cl.** ..... **12-16**  
(52) **U.S. Cl.** ..... **D12/169**  
(58) **Field of Classification Search** ..... D12/90-92,  
D12/86, 169, 196, 163; 296/193.1, 181.1;  
293/102, 113, 115, 117, 120  
See application file for complete search history.

**DESCRIPTION**

FIG. 1 is a left perspective view of a front bumper for a vehicle according to my novel design, the right perspective view being mirror symmetrical;

(56) **References Cited**

**U.S. PATENT DOCUMENTS**

D473,499 S \* 4/2003 Tanabe et al. .... D12/169  
D474,720 S \* 5/2003 Tachibana et al. .... D12/169  
D492,227 S \* 6/2004 Suzuki et al. .... D12/169  
D493,126 S \* 7/2004 Suzuki et al. .... D12/169  
D497,125 S \* 10/2004 Pfeiffer et al. .... D12/169  
D498,443 S \* 11/2004 Koyama et al. .... D12/169  
D503,133 S \* 3/2005 Pfeiffer et al. .... D12/169

FIG. 2 is a front view thereof;

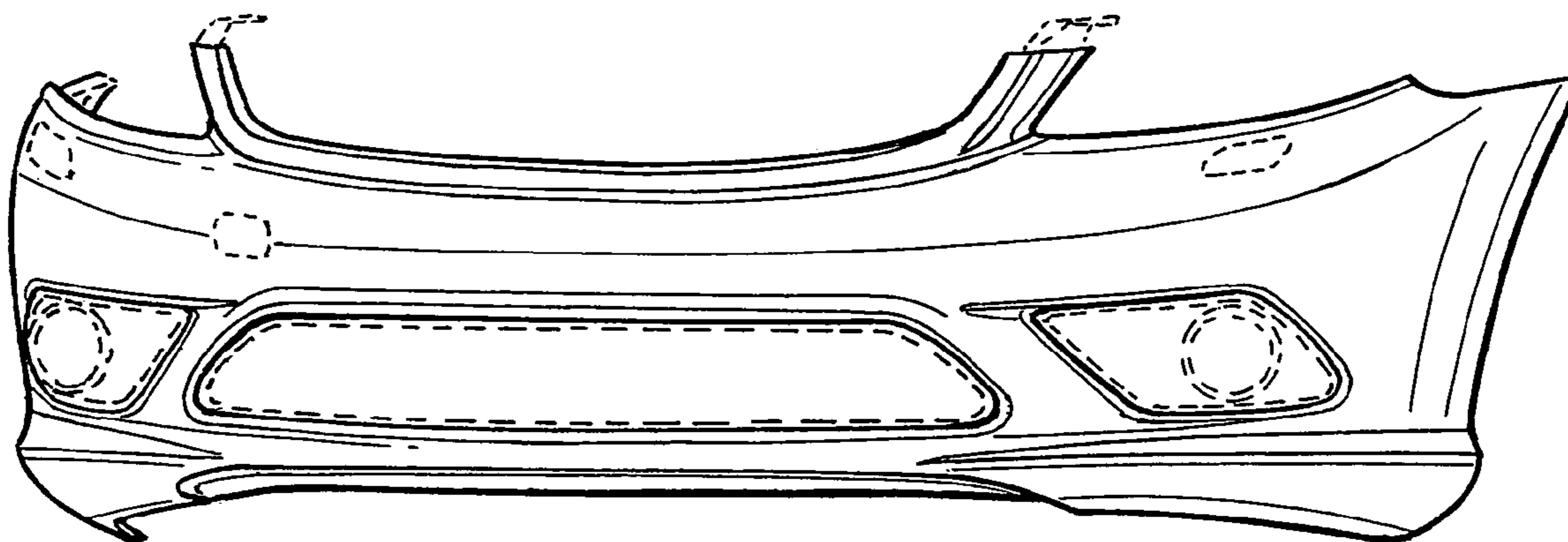
FIG. 3 is a top view thereof;

FIG. 4 is a bottom view thereof; and,

FIG. 5 is a left side view thereof, the right side view being mirror symmetrical.

The broken lines are for illustrative purposes only and form no part of the claimed design. Also enclosed is a set of photographs of an embodiment of the invention.

**1 Claim, 2 Drawing Sheets**



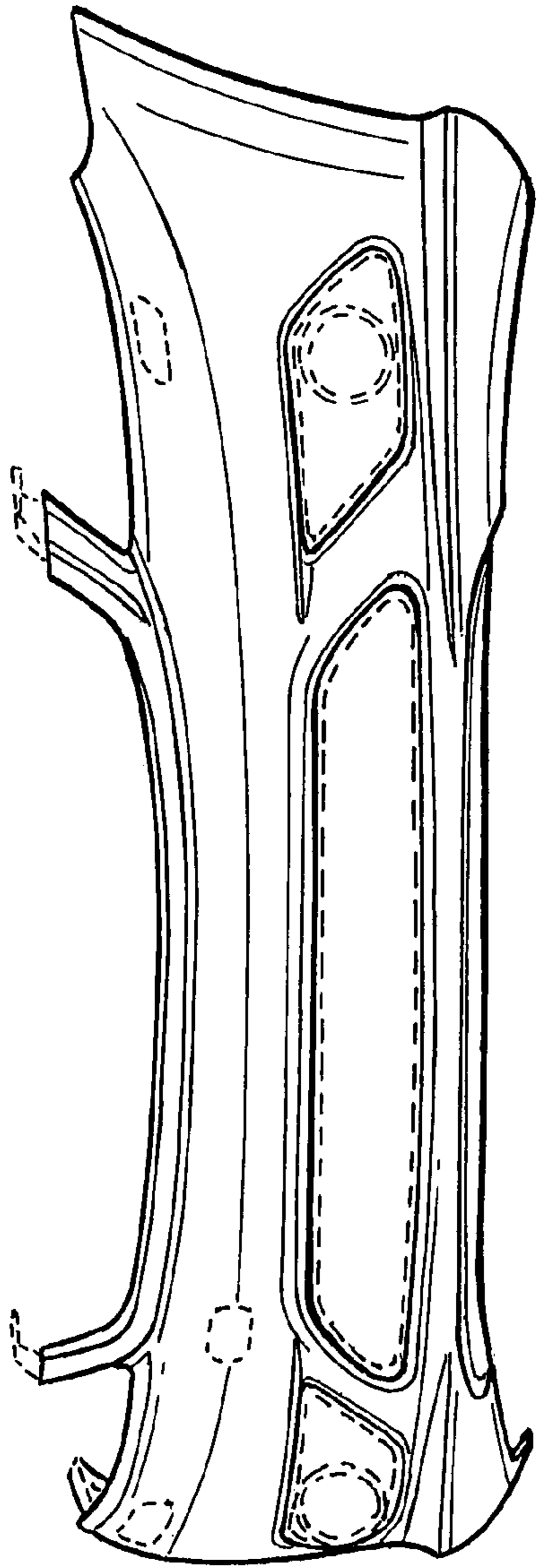


FIG. 1

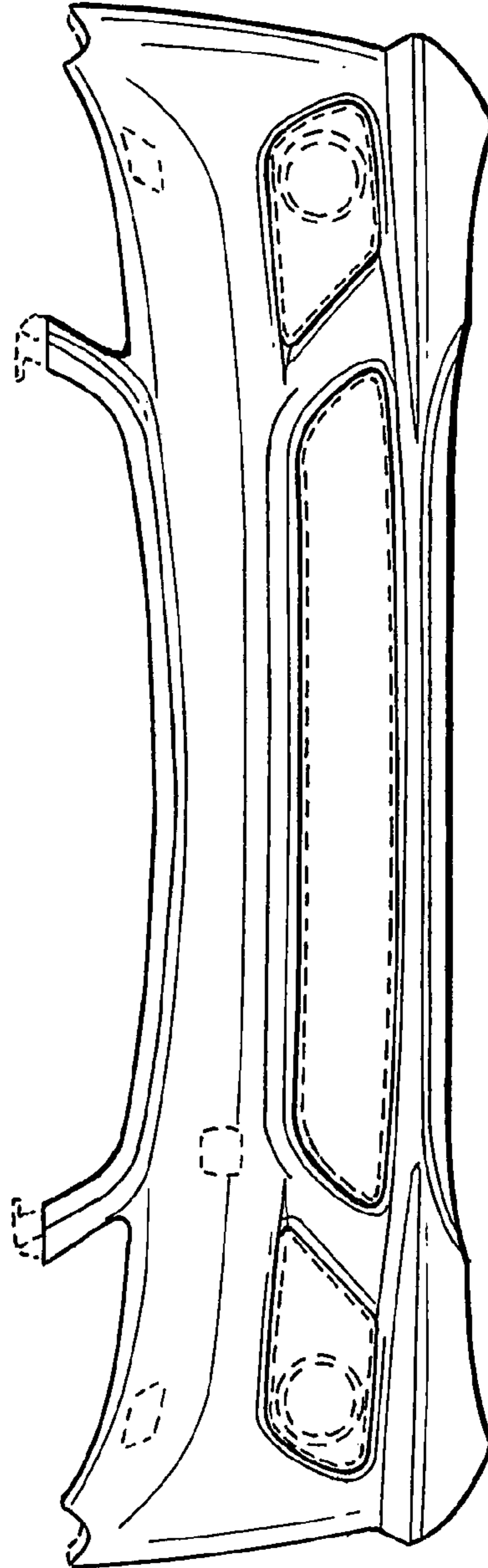


FIG. 2




FIG. 3



FIG. 4

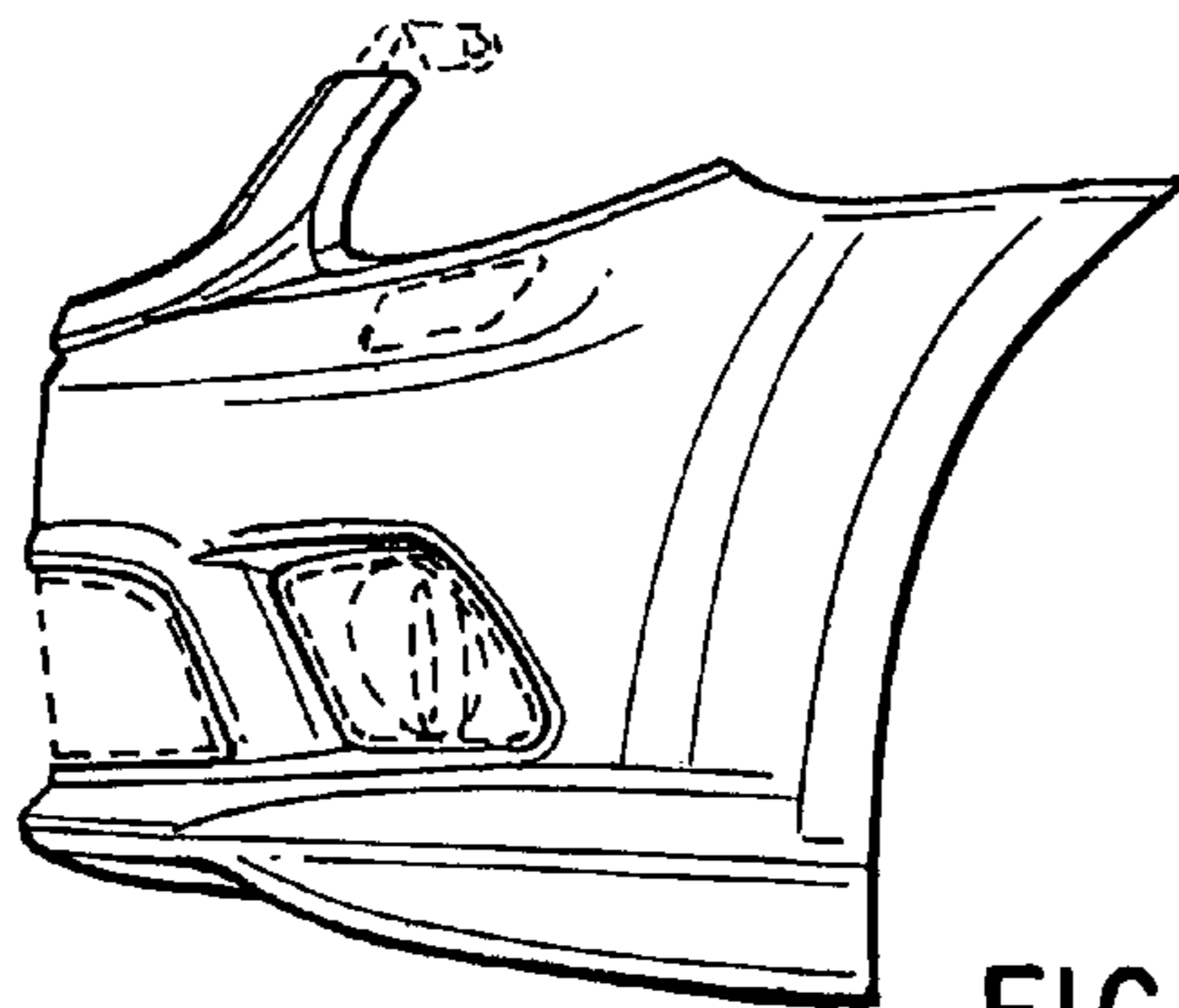


FIG. 5