



US00D559744S

(12) **United States Design Patent**  
**Hieke**

(10) **Patent No.:** **US D559,744 S**  
(45) **Date of Patent:** **\*\* Jan. 15, 2008**

(54) **REAR BUMPER FOR A VEHICLE**

D533,487 S \* 12/2006 Truebsbach ..... D12/169  
D533,818 S \* 12/2006 Kitazumi et al. .... D12/169  
D546,250 S \* 7/2007 Hettler ..... D12/169

(75) Inventor: **Claus Hieke**, Sindelfingen (DE)

(73) Assignee: **DaimlerChrysler AG**, Stuttgart (DE)

\* cited by examiner

(\*\*) Term: **14 Years**

*Primary Examiner*—Melody N. Brown

(74) *Attorney, Agent, or Firm*—Crowell & Moring LLP

(21) Appl. No.: **29/273,593**

(57) **CLAIM**

(22) Filed: **Mar. 9, 2007**

The ornamental design for a rear bumper for a vehicle, as shown and described.

(30) **Foreign Application Priority Data**

Sep. 12, 2006 (EM) ..... 000587076-0003

**DESCRIPTION**

(51) **LOC (8) Cl.** ..... **12-16**

FIG. 1 is a left perspective view of a rear bumper for a vehicle according to my novel design, the right perspective view being mirror symmetrical;

(52) **U.S. Cl.** ..... **D12/169**

FIG. 2 is a front view thereof;

(58) **Field of Classification Search** ..... D12/90-92,  
D12/86, 169, 196, 163; 296/193.1, 181.1;  
293/102, 113, 115, 117, 120

FIG. 3 is a top view thereof;

See application file for complete search history.

FIG. 4 is a left side view thereof, the right side view being mirror symmetrical; and,

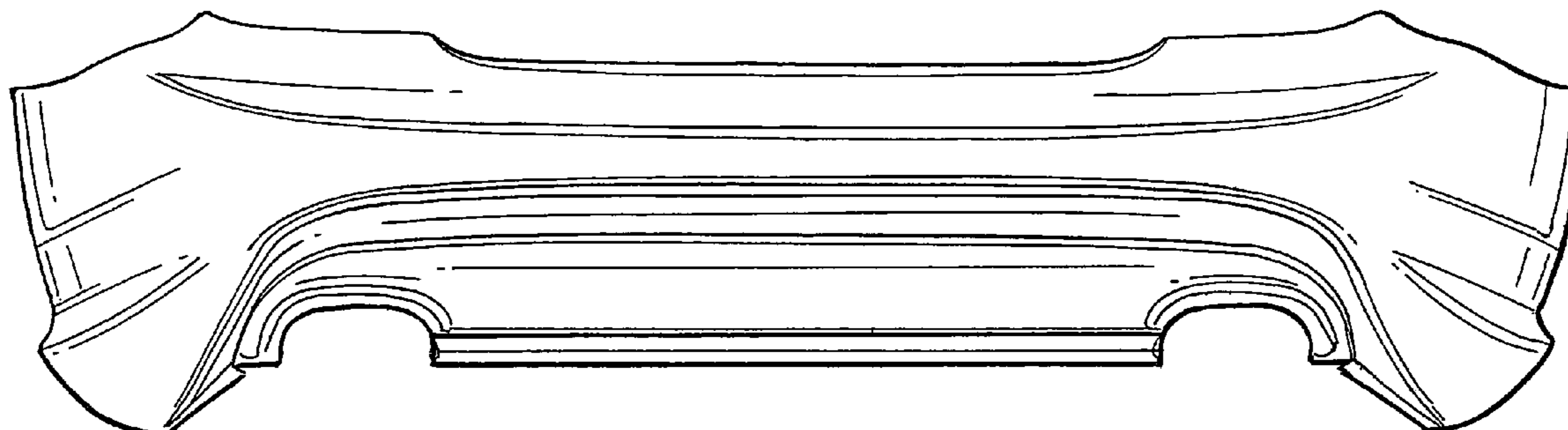
(56) **References Cited**

FIG. 5 is a bottom view thereof.

**U.S. PATENT DOCUMENTS**

D532,726 S \* 11/2006 Sonoda et al. .... D12/169

**1 Claim, 3 Drawing Sheets**



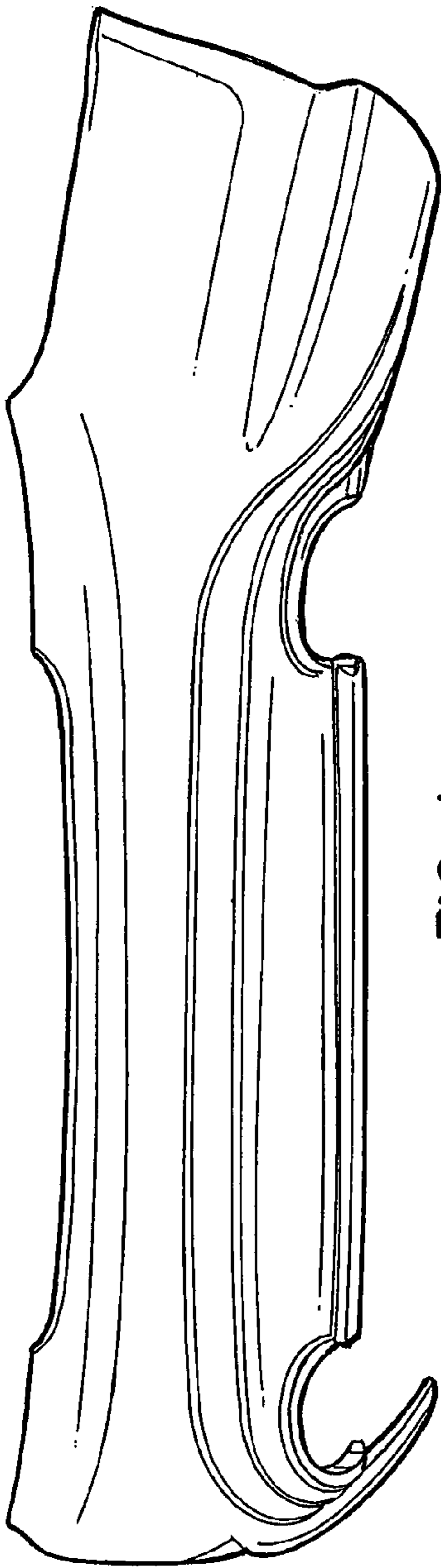


FIG. 1

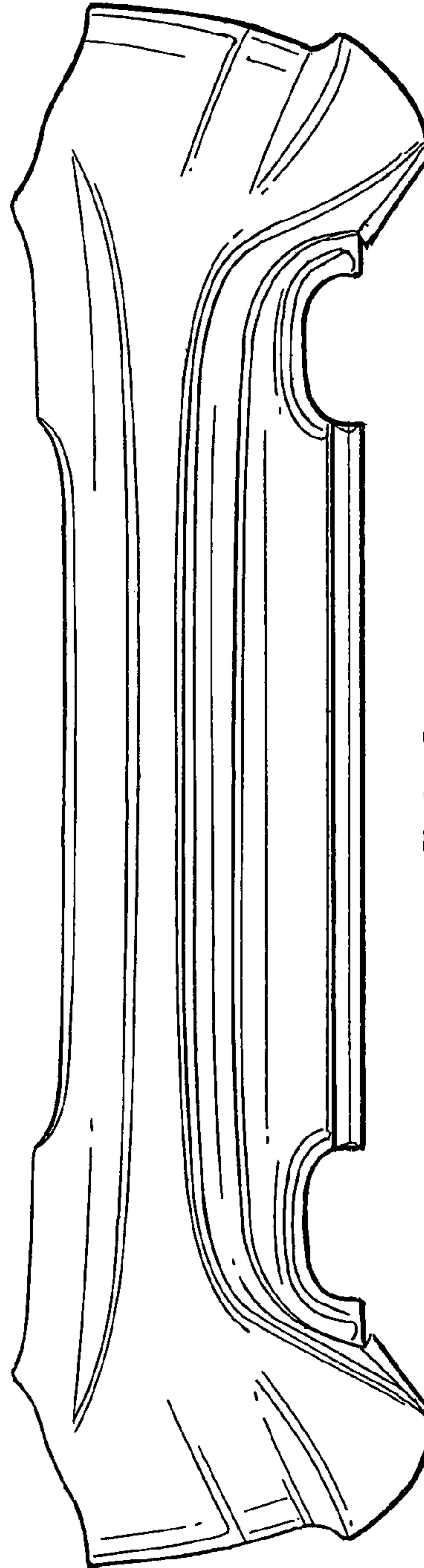


FIG. 2




FIG. 3



FIG. 4




FIG. 5