

US00D559738S

(12) **United States Design Patent**
Takigawa et al.

(10) **Patent No.:** **US D559,738 S**

(45) **Date of Patent:** **** Jan. 15, 2008**

(54) **MOTORCYCLE**

(75) Inventors: **Kanya Takigawa**, Wako (JP); **Paolo Cuccagna**, Rome (IT)

(73) Assignee: **Honda Motor Co., Ltd.**, Tokyo (JP)

(**) Term: **14 Years**

(21) Appl. No.: **29/264,848**

(22) Filed: **Aug. 21, 2006**

(30) **Foreign Application Priority Data**

Feb. 21, 2006 (JP) 2006-3983

(51) **LOC (8) Cl.** **12-11**

(52) **U.S. Cl.** **D12/110**

(58) **Field of Classification Search** D12/110;
180/219, 220, 225, 229

See application file for complete search history.

(56) **References Cited**

U.S. PATENT DOCUMENTS

D288,796 S * 3/1987 Nakano et al. D12/110

D516,468 S * 3/2006 Kuboshima et al. D12/110

D531,090 S * 10/2006 Iimura D12/110

FOREIGN PATENT DOCUMENTS

JP 1260964 S 1/2006

* cited by examiner

Primary Examiner—Cathron Brooks

Assistant Examiner—Linda Brooks

(74) *Attorney, Agent, or Firm*—Birch, Stewart, Kolasch & Birch, LLP

(57) **CLAIM**

The ornamental design for a motorcycle, as shown and described.

DESCRIPTION

FIG. 1 is a perspective view from the left side of a motorcycle.

FIG. 2 is a perspective view from the left side thereof.

FIG. 3 is a perspective view from the right side thereof.

FIG. 4 is a perspective view from the right side thereof.

FIG. 5 is a front elevation view thereof.

FIG. 6 is a rear elevation view thereof.

FIG. 7 is a top plan view thereof.

FIG. 8 is a bottom plan view thereof.

FIG. 9 is a right side elevation view thereof; and,

FIG. 10 is a left side elevation view thereof.

1 Claim, 10 Drawing Sheets




FIG. 1




FIG. 2




FIG. 3




FIG. 4




FIG. 5




FIG. 6




FIG. 7

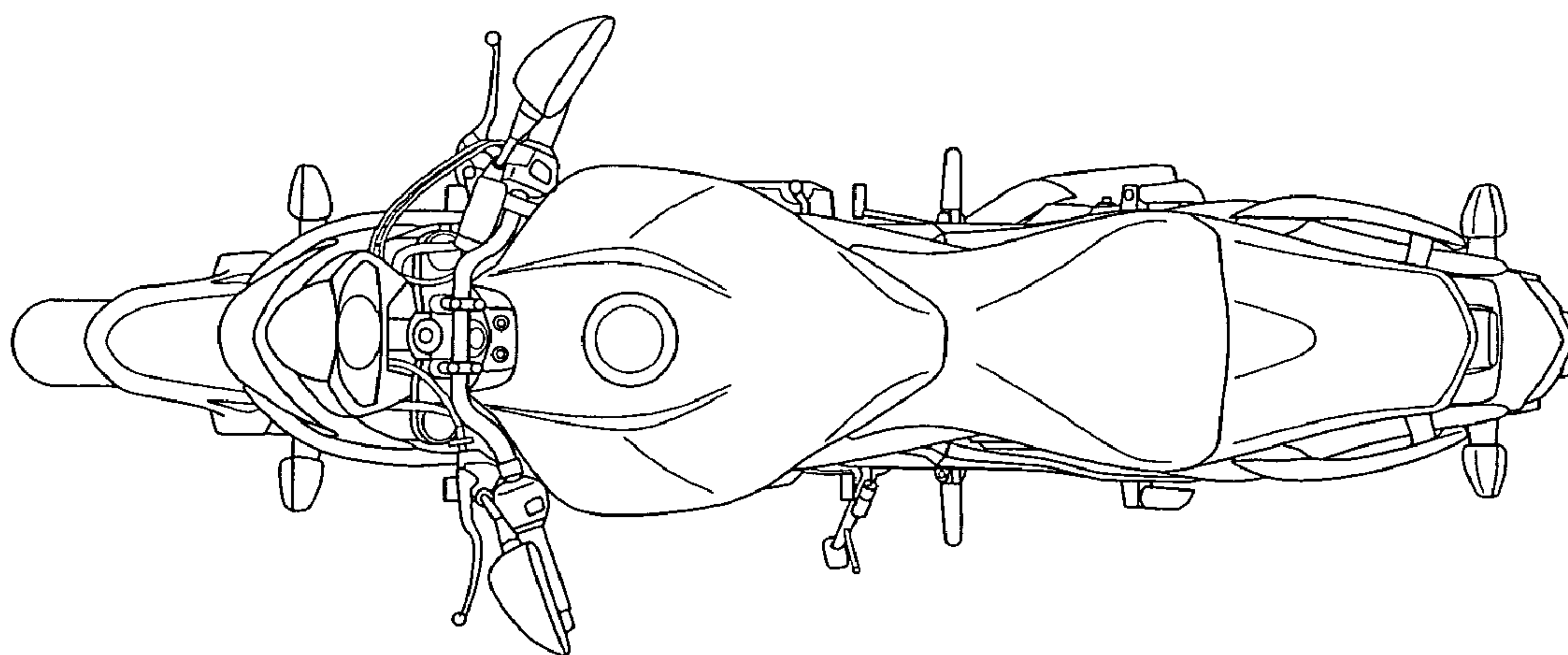


FIG. 8

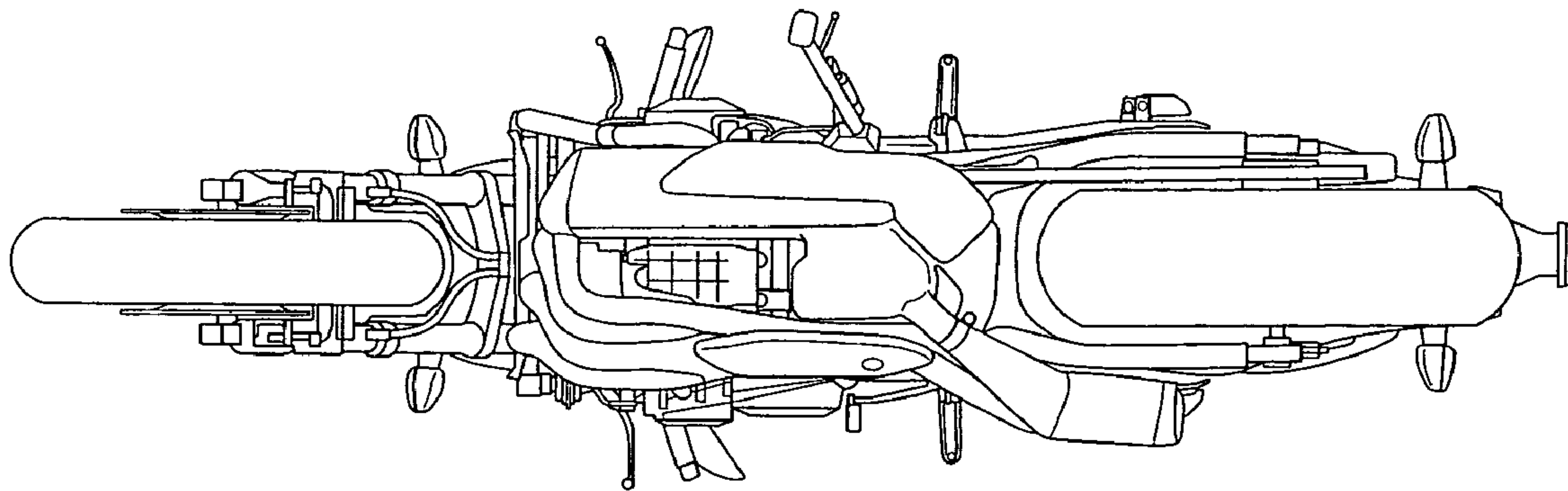


FIG. 9

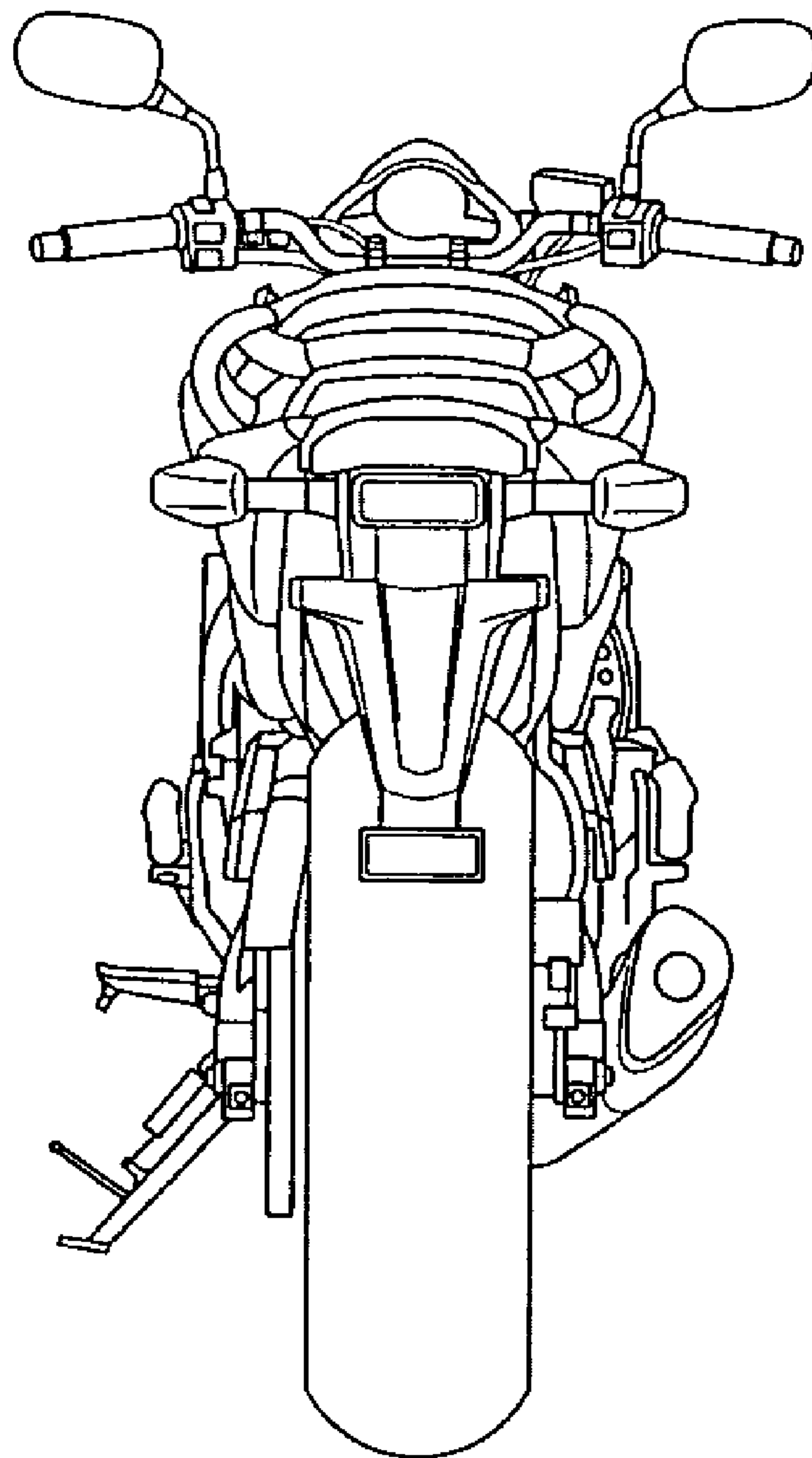


FIG. 10

