



US00D559736S

(12) **United States Design Patent**  
**Bischoff et al.**

(10) **Patent No.:** **US D559,736 S**  
(45) **Date of Patent:** **\*\* Jan. 15, 2008**

(54) **MOTOR VEHICLE**

(75) Inventors: **Klaus Bischoff**, Evessen (DE); **Marc Lichte**, Braunschweig (DE); **Andreas Mindt**, Erkerode (DE)

(73) Assignee: **Volkswagen AG**, Wolfsburg (DE)

(\*\*) Term: **14 Years**

(21) Appl. No.: **29/273,340**

(22) Filed: **Mar. 2, 2007**

(51) **LOC (8) Cl.** ..... **12-08**

(52) **U.S. Cl.** ..... **D12/91**

(58) **Field of Classification Search** ..... D12/90-92,  
D12/86; 296/181.1, 181.5  
See application file for complete search history.

(56) **References Cited**

**U.S. PATENT DOCUMENTS**

D505,096 S *	5/2005	Schreyer et al. ....	D12/91
D508,436 S *	8/2005	Warkuss et al. ....	D12/91
D511,482 S *	11/2005	Warkuss et al. ....	D12/91
D515,972 S *	2/2006	Ikeda et al. ....	D12/91
D519,058 S *	4/2006	Schreyer et al. ....	D12/92
D525,561 S *	7/2006	Schreyer et al. ....	D12/91
D525,910 S *	8/2006	Sugiura et al. ....	D12/91

D541,702 S \* 5/2007 D'Aprile et al. .... D12/91

\* cited by examiner

*Primary Examiner*—Melody N. Brown

(74) *Attorney, Agent, or Firm*—Klaus P. Stoffel; Wolff & Samson PC

(57) **CLAIM**

The ornamental design for a motor vehicle, as shown and described.

**DESCRIPTION**

FIG. 1 is a front right side perspective view of the vehicle of the present invention;

FIG. 2 is a rear right side perspective view thereof;

FIG. 3 is a front left side perspective view thereof;

FIG. 4 is a rear left side perspective view thereof;

FIG. 5 is a right side view thereof;

FIG. 6 is a left side view thereof;

FIG. 7 is a front view thereof;

FIG. 8 is a rear view thereof;

FIG. 9 is a top view thereof; and,

FIG. 10 is a bottom view thereof.

**1 Claim, 10 Drawing Sheets**





Fig. 1



Fig. 2



Fig. 3



Fig. 4






Fig. 6



Fig. 7





Fig. 8

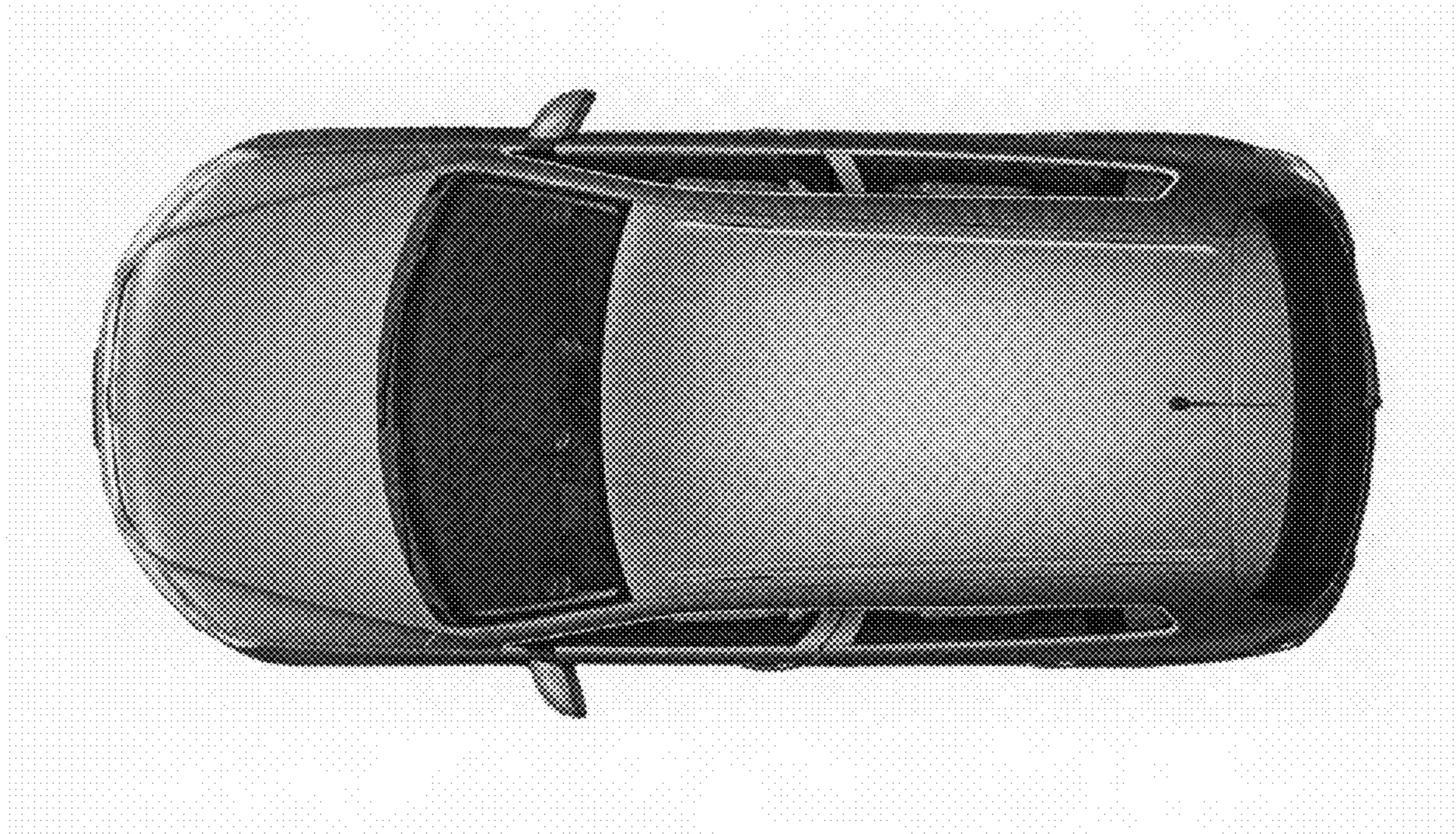


Fig. 9




Fig. 10