



US00D559728S

(12) **United States Design Patent**
Chen

(10) **Patent No.:** **US D559,728 S**

(45) **Date of Patent:** **** Jan. 15, 2008**

(54) **BELL ORNAMENT**

D415,714 S * 10/1999 Danon et al. D11/127

(75) Inventor: **Tsung Wei Chen**, Changhua (TW)

FOREIGN PATENT DOCUMENTS

(73) Assignee: **E-Cherne Enterprises Co., Ltd.**,
Changhua (TW)

GB 336805-0082 * 4/2005
GB 386669-0060 * 12/2005
GB 386669-0062 * 12/2005

(**) Term: **14 Years**

* cited by examiner

(21) Appl. No.: **29/274,158**

Primary Examiner—Stella M. Reid

Assistant Examiner—Elizabeth J. Oswecki

(22) Filed: **Apr. 2, 2007**

(74) *Attorney, Agent, or Firm*—Bacon & Thomas, PLLC

(51) **LOC (8) Cl.** **11-05**

(57) **CLAIM**

(52) **U.S. Cl.** **D11/121; D11/117; D11/125**

The ornamental design for a bell ornament, as shown and described.

(58) **Field of Classification Search** D11/117,
D11/121, 122, 124, 125, 127, 131, 132, 133,
D11/134, 157, 158, 79, 80; 428/7, 8, 9, 10,
428/11

DESCRIPTION

See application file for complete search history.

FIG. 1 is a front perspective view of a bell ornament showing our new design;

(56) **References Cited**

U.S. PATENT DOCUMENTS

FIG. 2 is a front elevation view thereof, the rear elevation view being a mirror image;

- 1,217,675 A * 2/1917 Wilmsen 428/11
- 1,979,887 A * 11/1934 Kranz et al. 428/11
- D115,767 S * 7/1939 Grieco D7/582
- 2,584,223 A * 2/1952 Petelinsek 116/150
- 2,598,169 A * 5/1952 Hubbell 116/150
- D173,870 S * 1/1955 Gilyard D11/125
- 2,749,637 A * 6/1956 Bradshaw 428/11
- D207,319 S * 4/1967 Burnbaum D11/124
- D277,742 S * 2/1985 Hermanson D11/125
- D318,415 S * 7/1991 Lamont et al. D9/615
- D342,480 S * 12/1993 Fussell D13/112
- 5,842,778 A * 12/1998 Maring 362/237
- D411,481 S * 6/1999 Ning D11/125

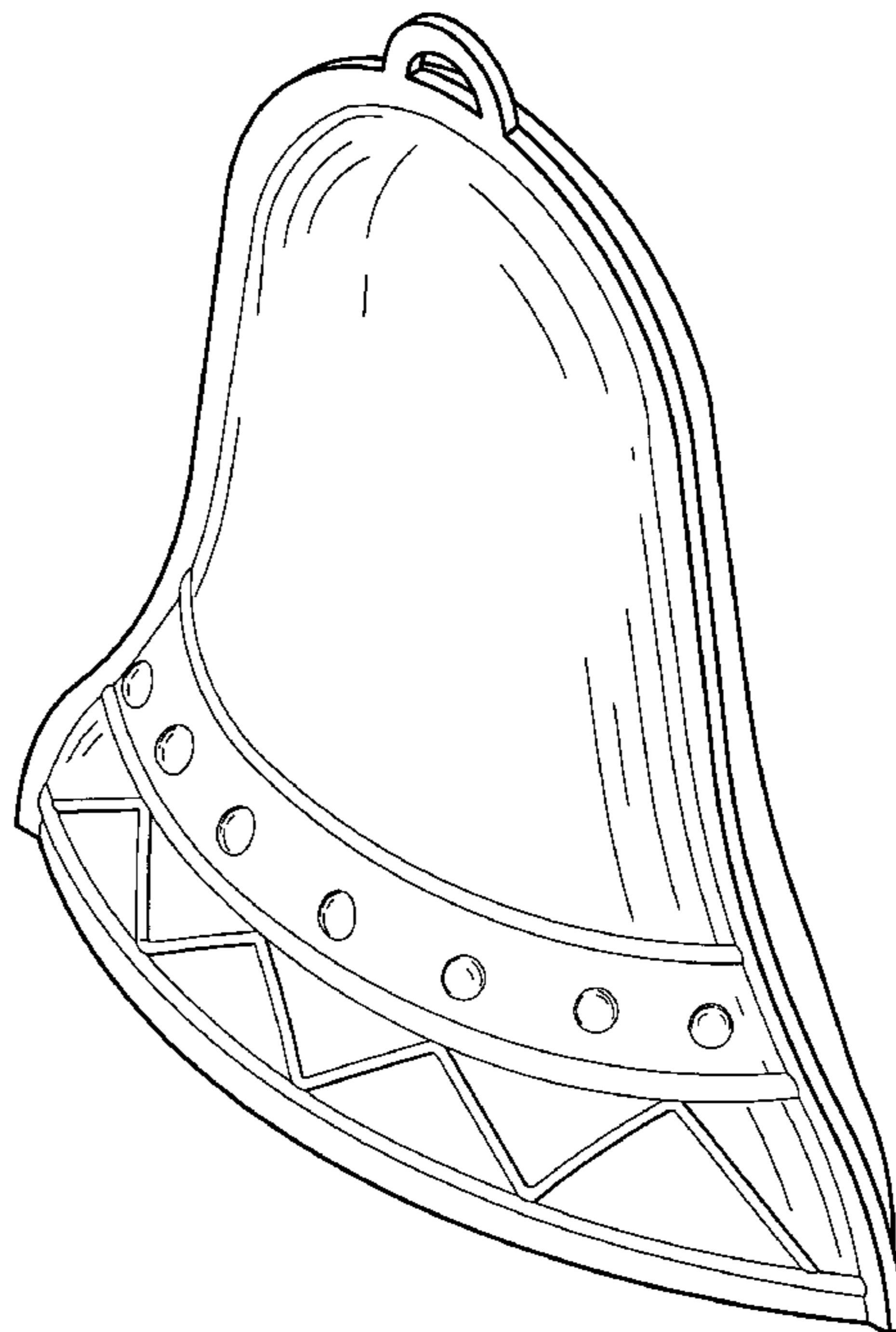
FIG. 3 is a left side elevation view thereof, the right side elevation view being a mirror image;

FIG. 4 is a top plan view thereof; and,

FIG. 5 is a bottom plan view thereof.

The bell ornament I design is a flat-shaped Liberty bell with fish-eye design at the mouth of bell. Its surface can be smooth or designed with raised decorative pattern or patterned holes to give the overall visual appearance of the new design a more innovative and outstanding look.

1 Claim, 4 Drawing Sheets



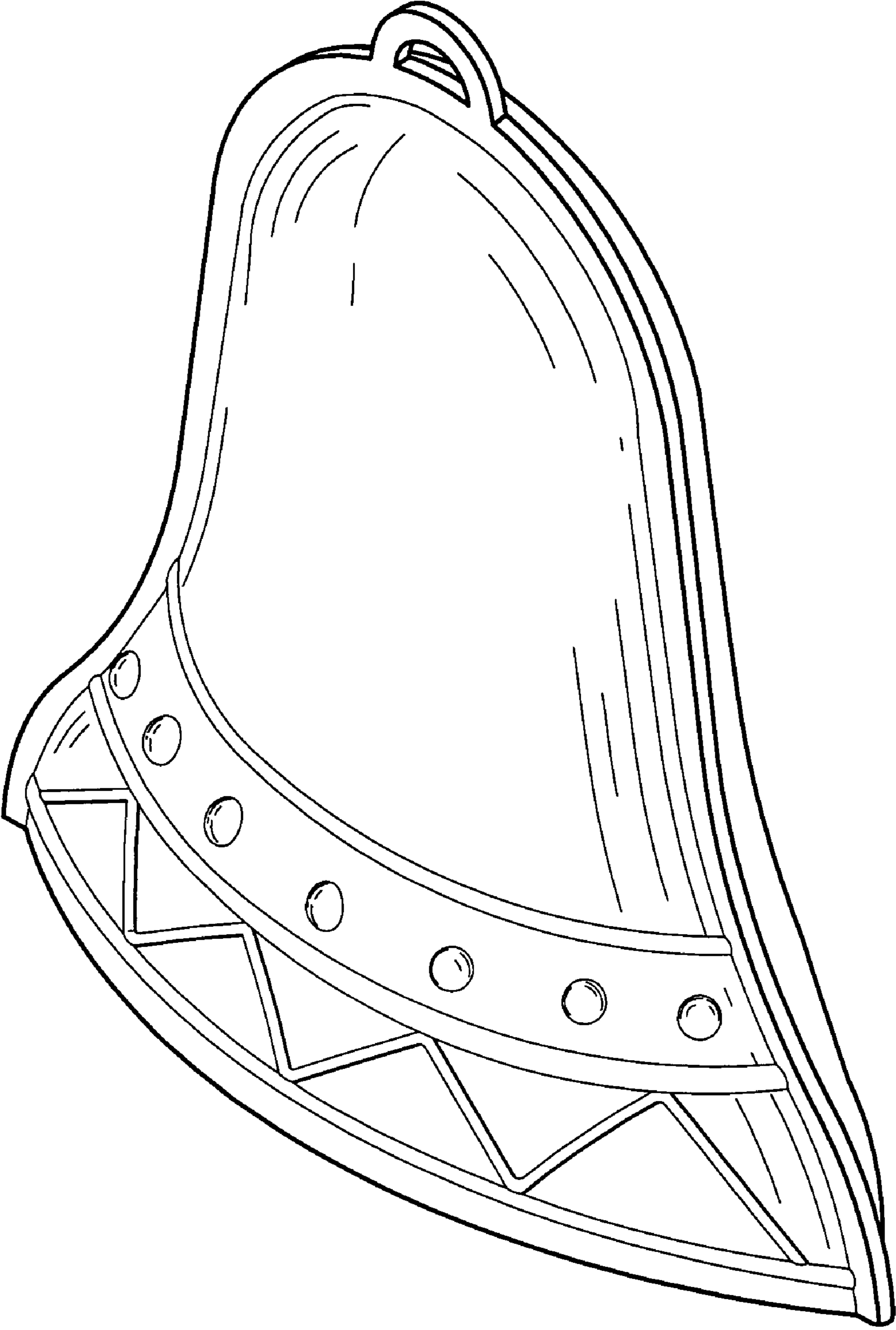


FIG. 1

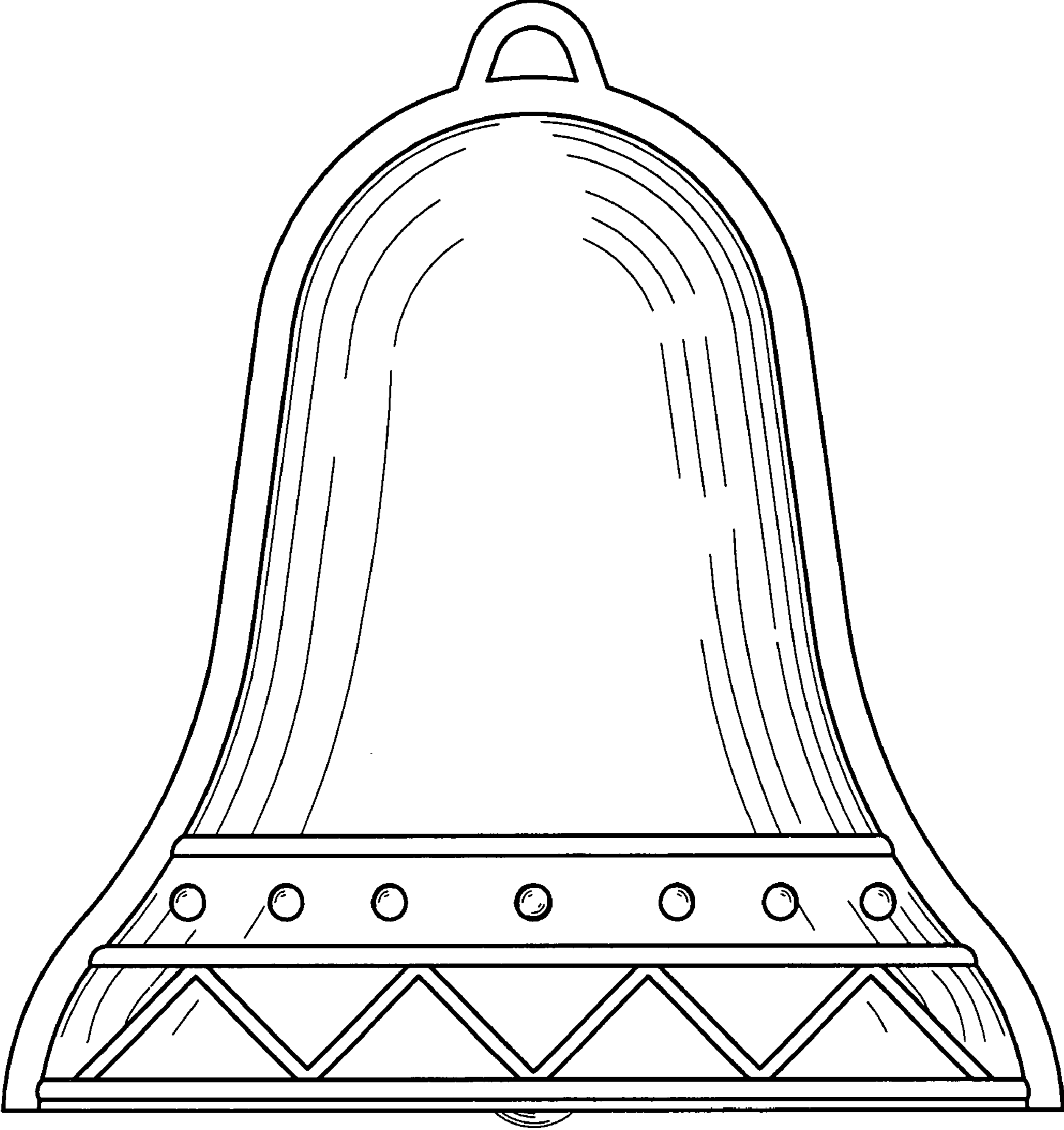


FIG. 2

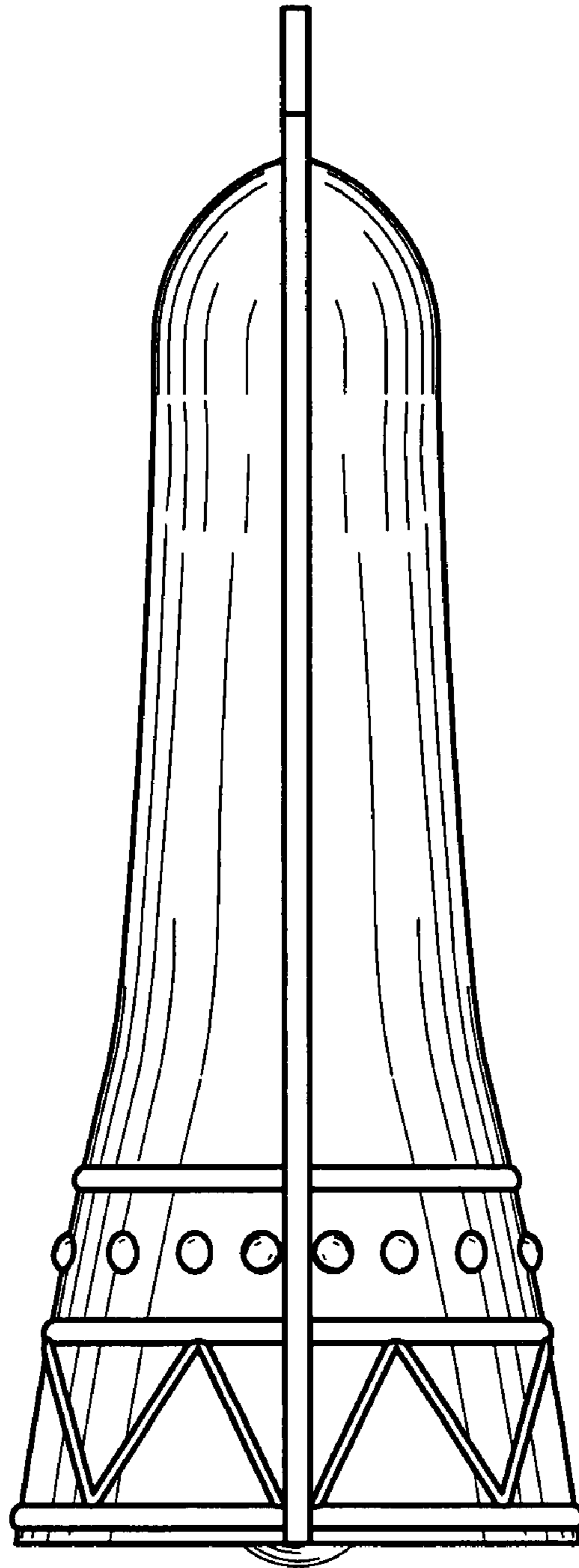


FIG. 3

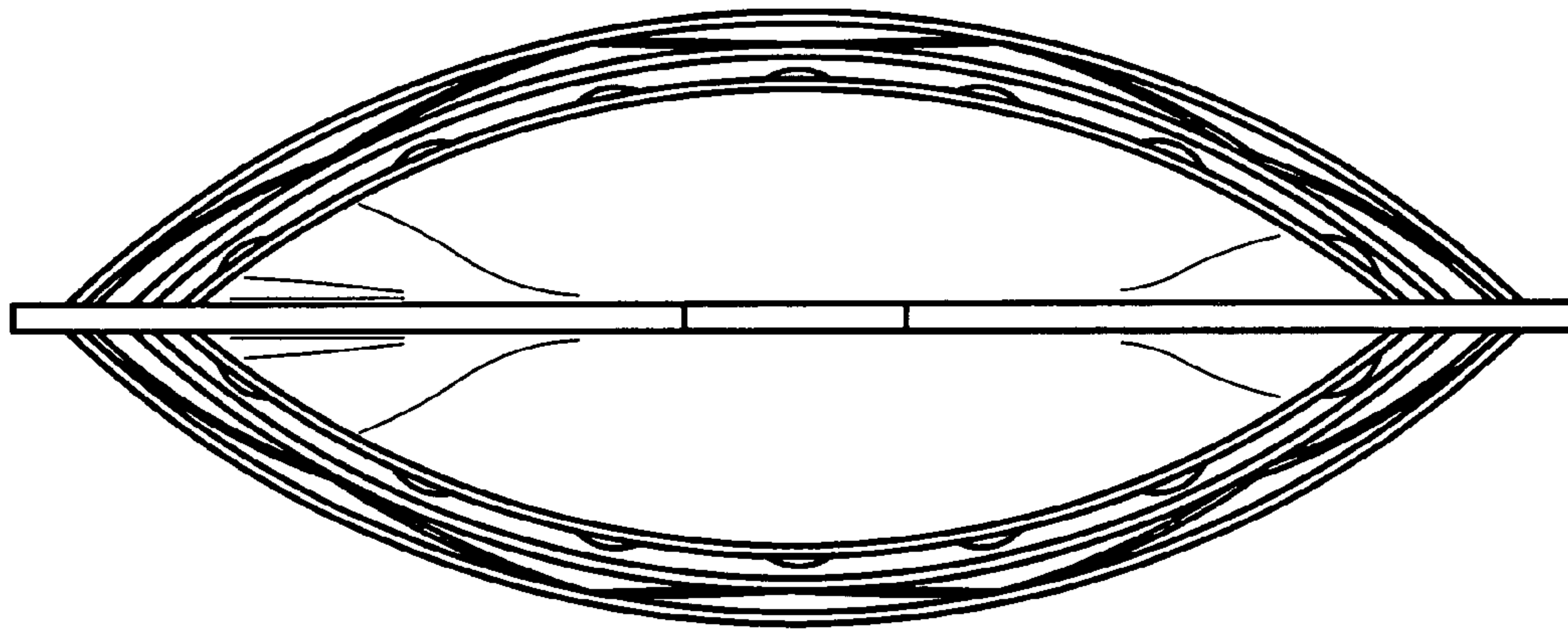


FIG. 4

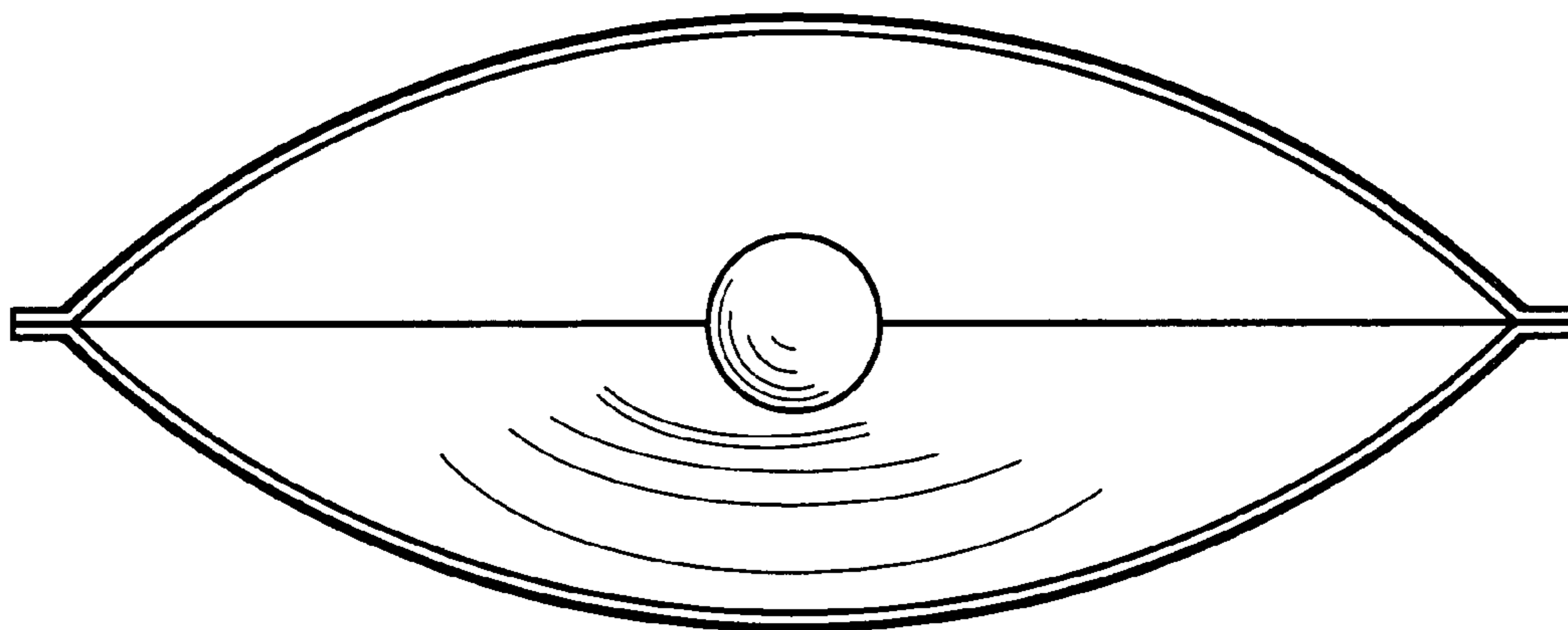


FIG. 5