



US00D559724S

(12) **United States Design Patent**
Dabbs et al.

(10) **Patent No.:** **US D559,724 S**
(45) **Date of Patent:** **** Jan. 15, 2008**

(54) **BRACELET**

(76) Inventors: **Elgin L. Dabbs**, 1530 13th Ave. North,
Bessemer, AL (US) 35020; **Rebecca**
Jane Dabbs Scott, 1530 13th Ave.
North, Bessemer, AL (US) 35020

(**) Term: **14 Years**

(21) Appl. No.: **29/248,647**

(22) Filed: **Aug. 25, 2006**

(51) **LOC (8) Cl.** **11-01**

(52) **U.S. Cl.** **D11/4**

(58) **Field of Classification Search** D11/1-25,
D11/32, 93, 94; 59/78, 79.2; 63/1.11, 3,
63/3.1, 3.2, 5.1, 5.2, 7-11; 224/175
See application file for complete search history.

(56) **References Cited**

U.S. PATENT DOCUMENTS

1,689,251 A * 10/1928 Ogush 224/172
2,041,944 A * 5/1936 Mestekin 224/166
4,154,011 A 5/1979 Rakestraw et al.
4,581,271 A 4/1986 Gordon
5,156,022 A 10/1992 Altman et al.
D372,879 S * 8/1996 Partridge D11/4

D382,222 S * 8/1997 Coto D11/4
D414,129 S 9/1999 Clegg
2002/0139142 A1 10/2002 Marandola, Jr.
2003/0106336 A1 6/2003 Gaskill

* cited by examiner

Primary Examiner—Cathron Brooks
Assistant Examiner—Michael A. Pratt


(57) **CLAIM**

The ornamental design for a bracelet, as shown and described.

DESCRIPTION

FIG. 1 is a front elevation view of a bracelet showing our new design;
FIG. 2 is a rear elevation view;
FIG. 3 is a right elevation view;
FIG. 4 is a left elevation view;
FIG. 5 is a top plan view;
FIG. 6 is a bottom plan view; and,
FIG. 7 is an isometric view of a bracelet showing our new design.

1 Claim, 4 Drawing Sheets






FIG. 1

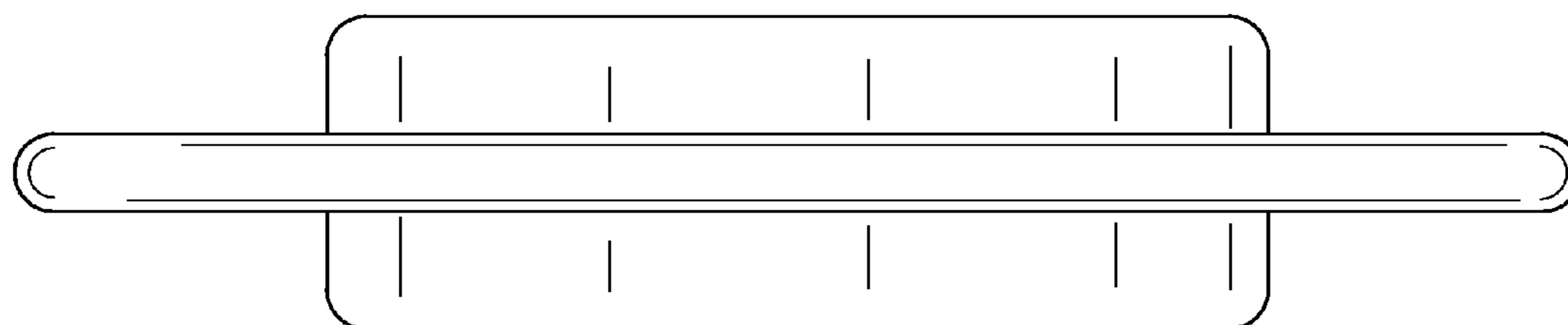


FIG. 2

FIG. 3

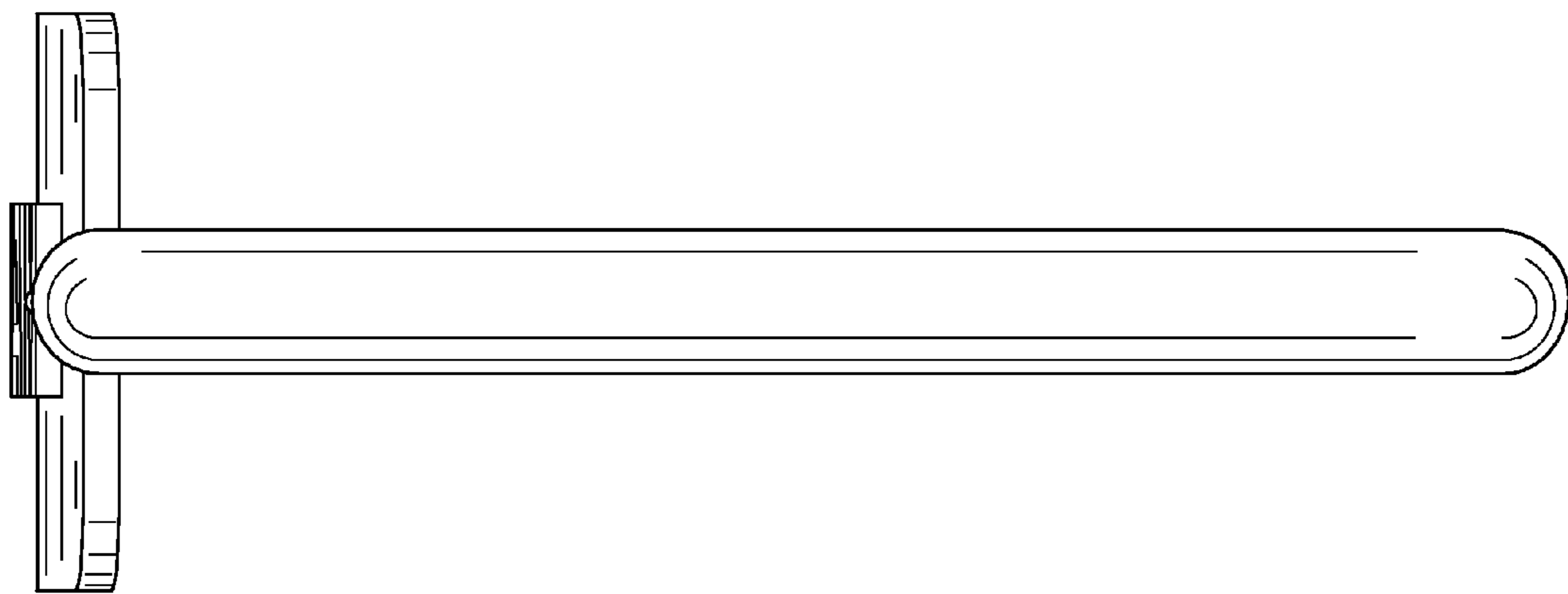
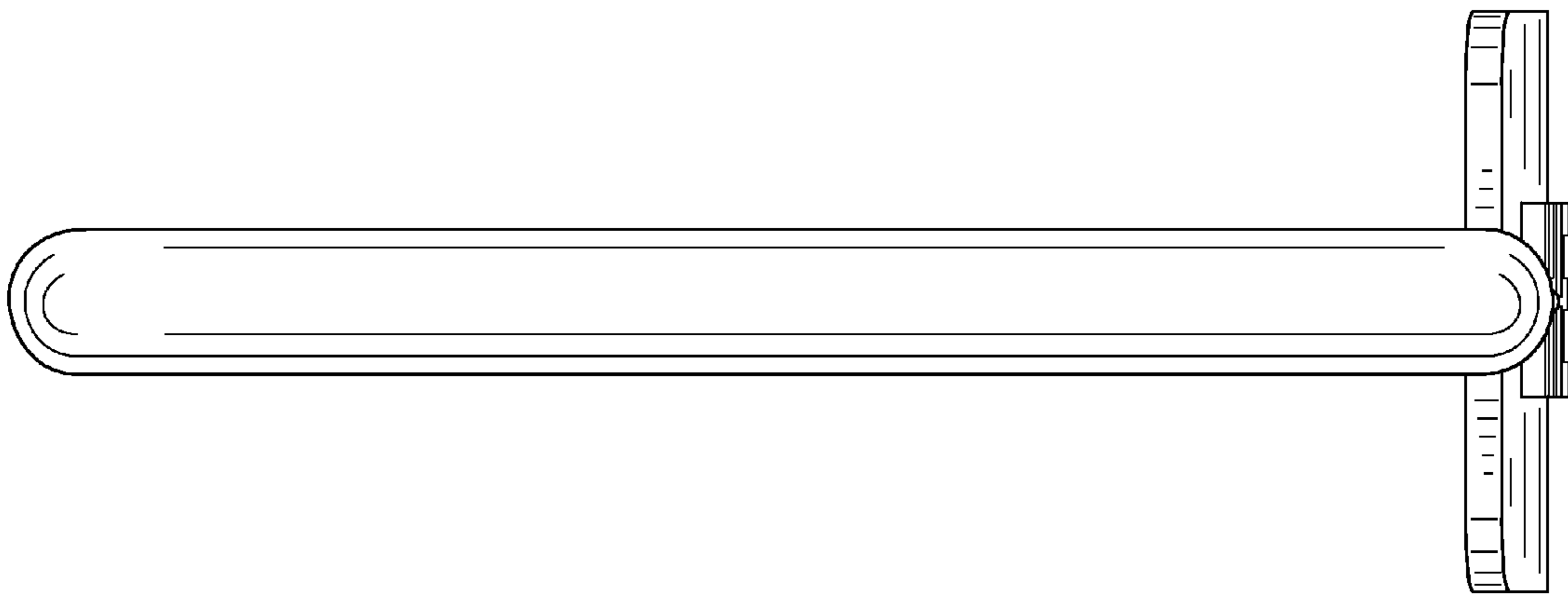


FIG. 4

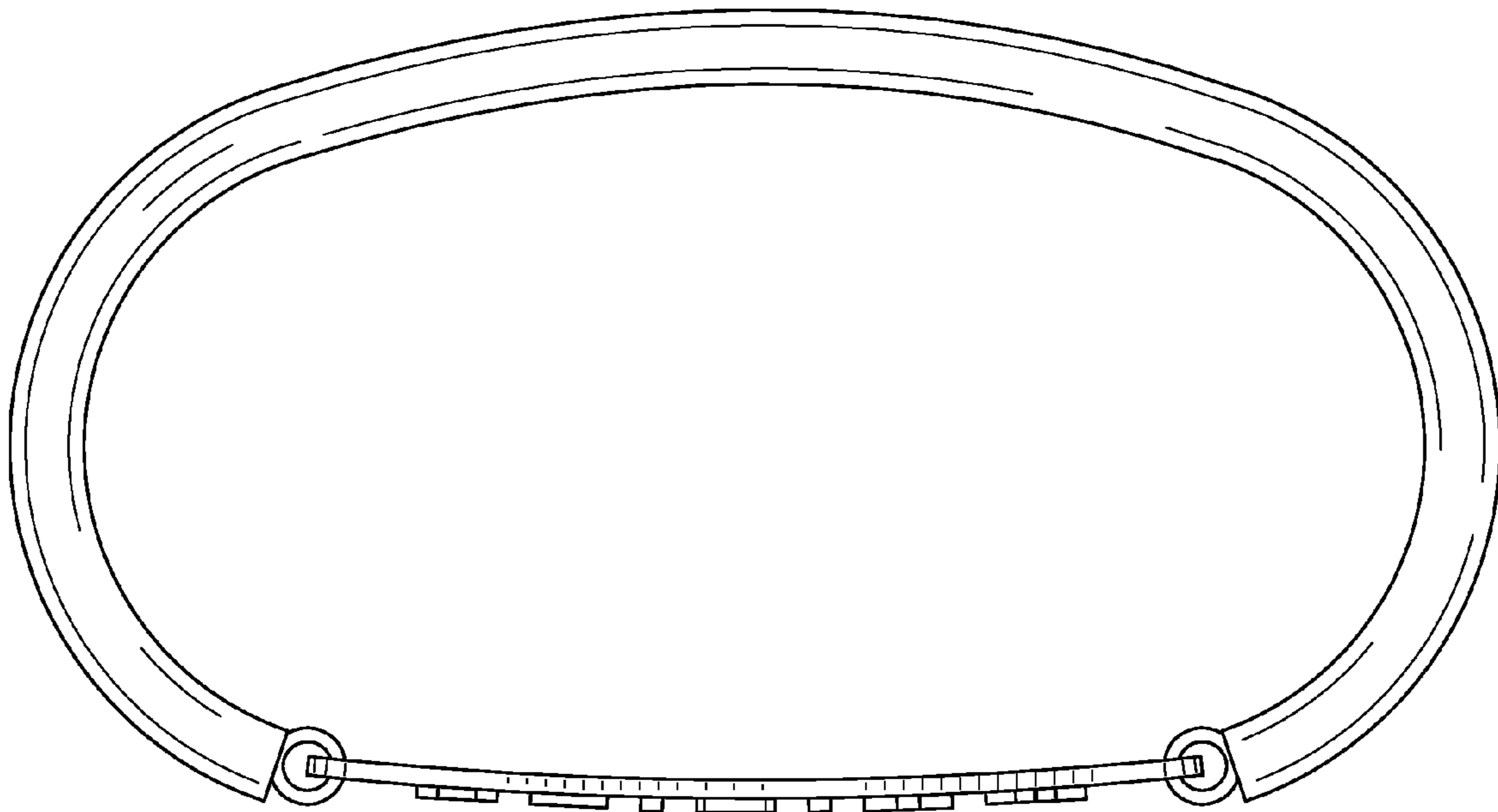


FIG. 5

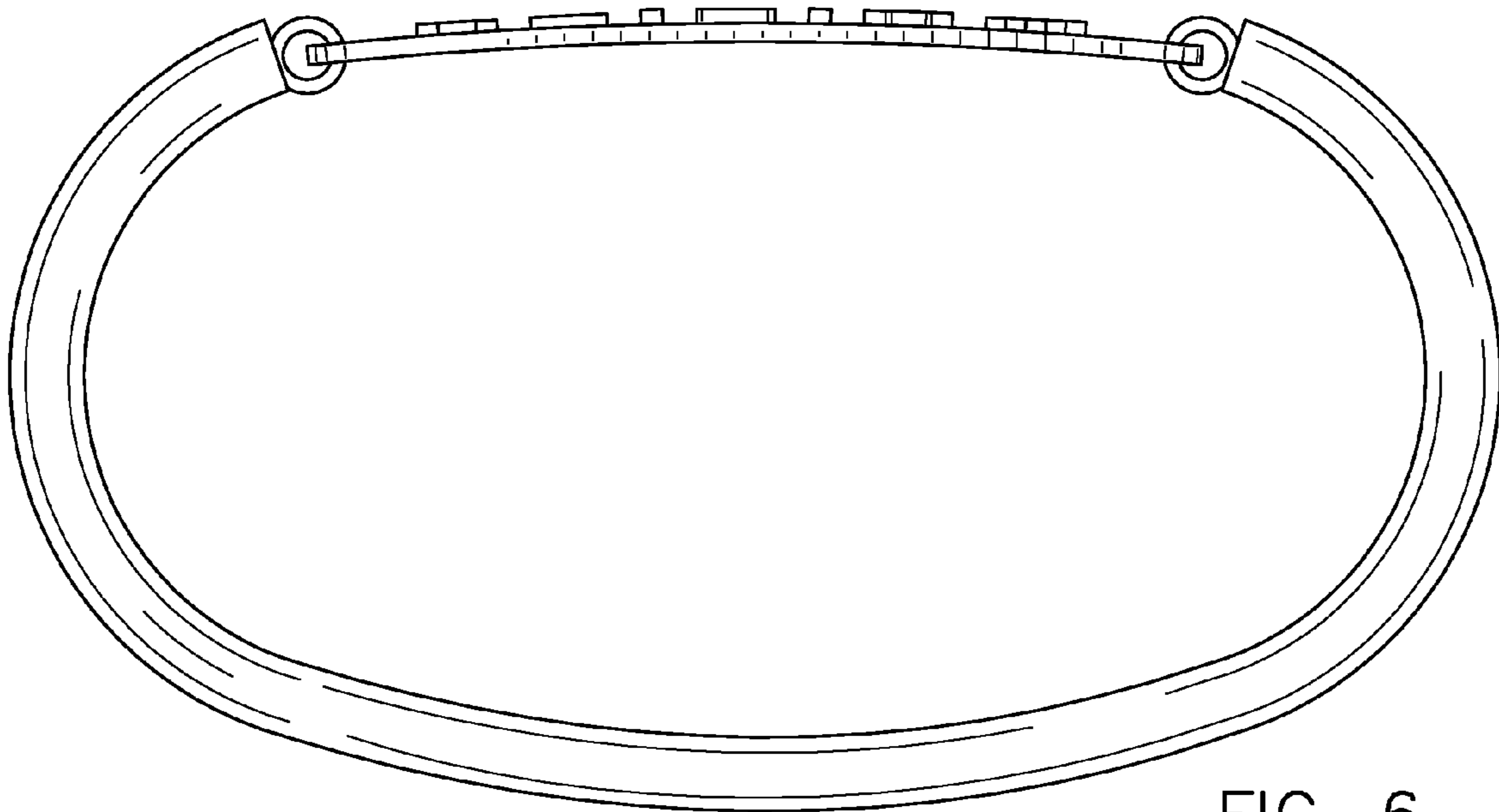


FIG. 6




FIG. 7