



US00D559723S

(12) **United States Design Patent**
Kraus et al.

(10) **Patent No.:** **US D559,723 S**
(45) **Date of Patent:** **** Jan. 15, 2008**

(54) **WATCH FASTENER**

(75) Inventors: **Stephanie Kraus**, Glendale, CA (US);
Chris Heatherly, Pasadena, CA (US);
Randal Ouye, La Crescenta, CA (US);
Julie Nishioka, Glendale, CA (US);
John Holland, San Francisco, CA (US);
Jeffrey Sand, San Francisco, CA (US)

(73) Assignee: **Disney Enterprises, Inc.**, Burbank, CA (US)

(**) Term: **14 Years**

(21) Appl. No.: **29/248,660**

(22) Filed: **Aug. 25, 2006**

Related U.S. Application Data

(60) Continuation of application No. 11/040,752, filed on Jan. 21, 2005, which is a division of application No. 10/753,737, filed on Jan. 7, 2004, now Pat. No. 7,146,731.

(51) **LOC (8) Cl.** **11-01**

(52) **U.S. Cl.** **D11/3; D11/87**

(58) **Field of Classification Search** D11/1-14,
D11/200-201, 87, 19-25, 93-94; 63/3-3.2,
63/5.1; D10/32; 224/164-180; D24/167
See application file for complete search history.

(56) **References Cited**

U.S. PATENT DOCUMENTS

D407,341 S * 3/1999 Oshita D11/3

D450,612 S * 11/2001 Rantala D11/3
D451,420 S * 12/2001 Komulainen D11/3
D452,006 S * 12/2001 Komulainen D24/167
D455,967 S * 4/2002 Koo D10/32
D507,498 S * 7/2005 Hung D10/31
D517,441 S * 3/2006 Heatherly et al. D11/3
D522,900 S * 6/2006 Yamamoto et al. D11/3

* cited by examiner

Primary Examiner—Ralf Seifert

(74) *Attorney, Agent, or Firm*—Greenberg Traurig LLP

(57) **CLAIM**

The ornamental design for a watch fastener, as shown and described.

DESCRIPTION

FIG. 1 is a perspective view of our claimed design;

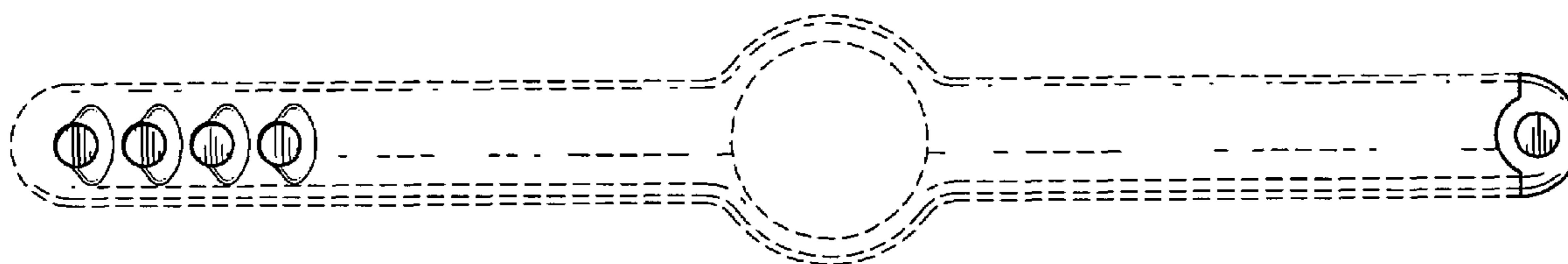
FIG. 2 is a side perspective thereof, with the opposite side being a mirror image;

FIG. 3 is a top view thereof; and,

FIG. 4 is a bottom view thereof.

The broken lines are for illustrative purposes only and form no part of the claimed design.

1 Claim, 2 Drawing Sheets



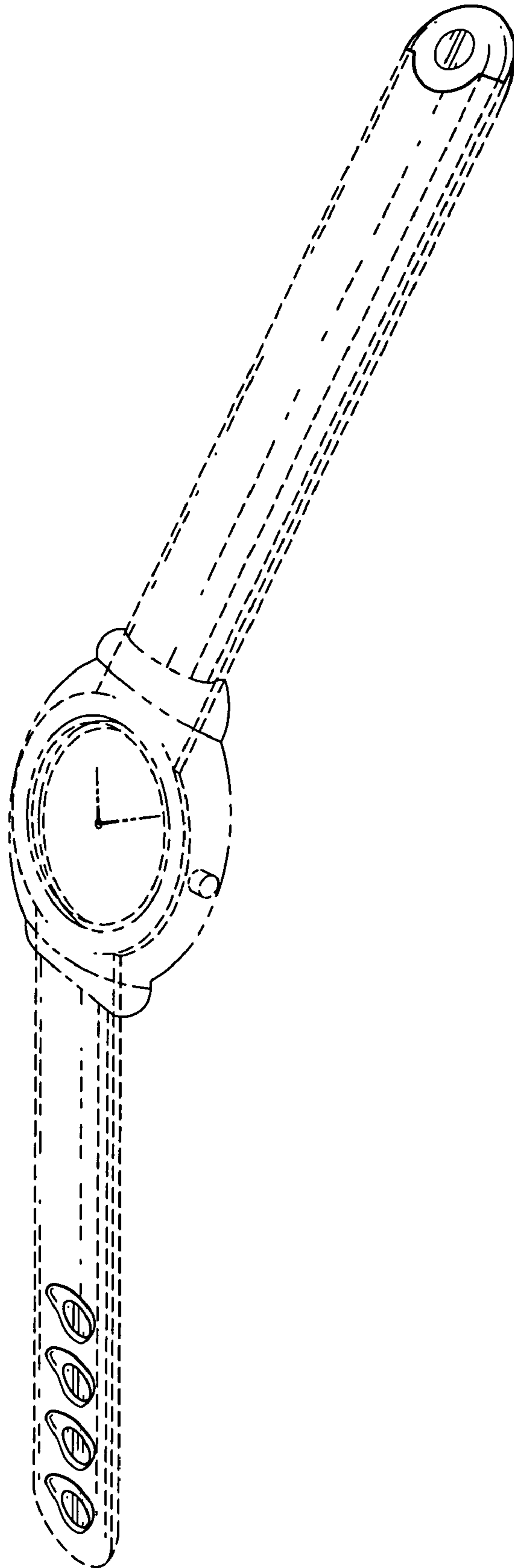


FIG. 1

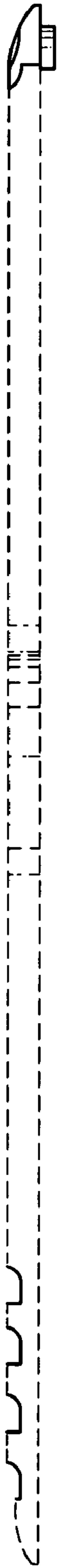


FIG. 2

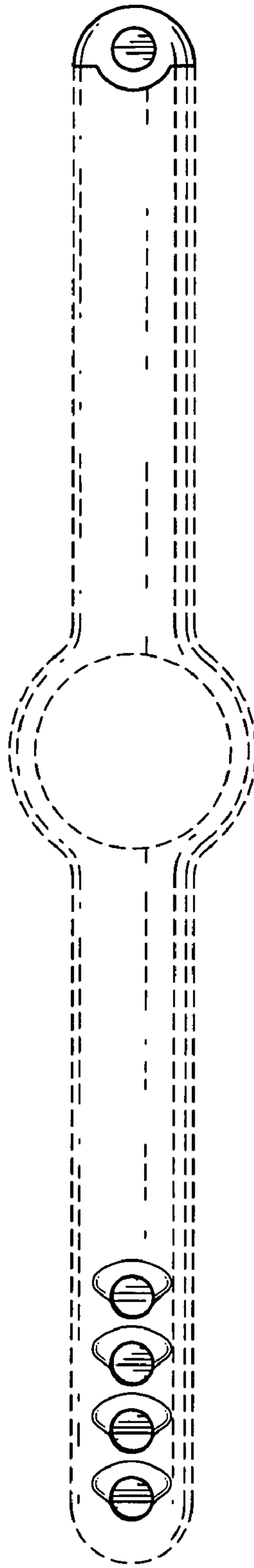


FIG. 3

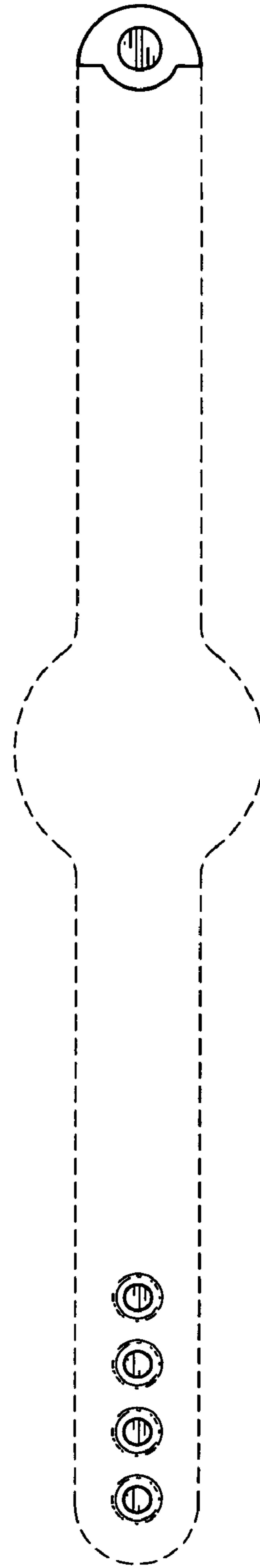


FIG. 4