

US00D559691S

(12) **United States Design Patent**
Canamasas Puigbo

(10) **Patent No.:** **US D559,691 S**
(45) **Date of Patent:** **** Jan. 15, 2008**

(54) **POT**

(76) **Inventor:** **Aniceto Canamasas Puigbo**, Avenida de la Fama, 129, Cornellà de Llobregat, Barcelona (ES) 08940

(**) **Term:** **14 Years**

(21) **Appl. No.:** **29/249,492**

(22) **Filed:** **Oct. 9, 2006**

(30) **Foreign Application Priority Data**

Apr. 10, 2006 (EM) MC000510326-0004

(51) **LOC (8) Cl.** **91-01**

(52) **U.S. Cl.** **D9/529; D9/560; D9/565; D9/574**

(58) **Field of Classification Search** D9/516, D9/529, 560, 564-565, 571-575, 682, 686-687, D9/690, 691-694; D28/76, 78, 91, 91.1; 215/379-383; 220/660-662, 669, 675
See application file for complete search history.

(56) **References Cited**

U.S. PATENT DOCUMENTS

D168,932 S * 3/1953 Frydlender D9/529

D327,958 S * 7/1992 Grandesso et al. D28/91
D412,283 S * 7/1999 de Baschmakoff D9/544
D455,965 S * 4/2002 de Baschmakoff D9/560
D549,587 S * 8/2007 Lestelle D9/560

* cited by examiner

Primary Examiner—Charles A. Rademaker
Assistant Examiner—Dana L Sipos
(74) *Attorney, Agent, or Firm*—Sturm & Fix LLP

(57) **CLAIM**

The ornamental design for a pot, as shown and described.

DESCRIPTION


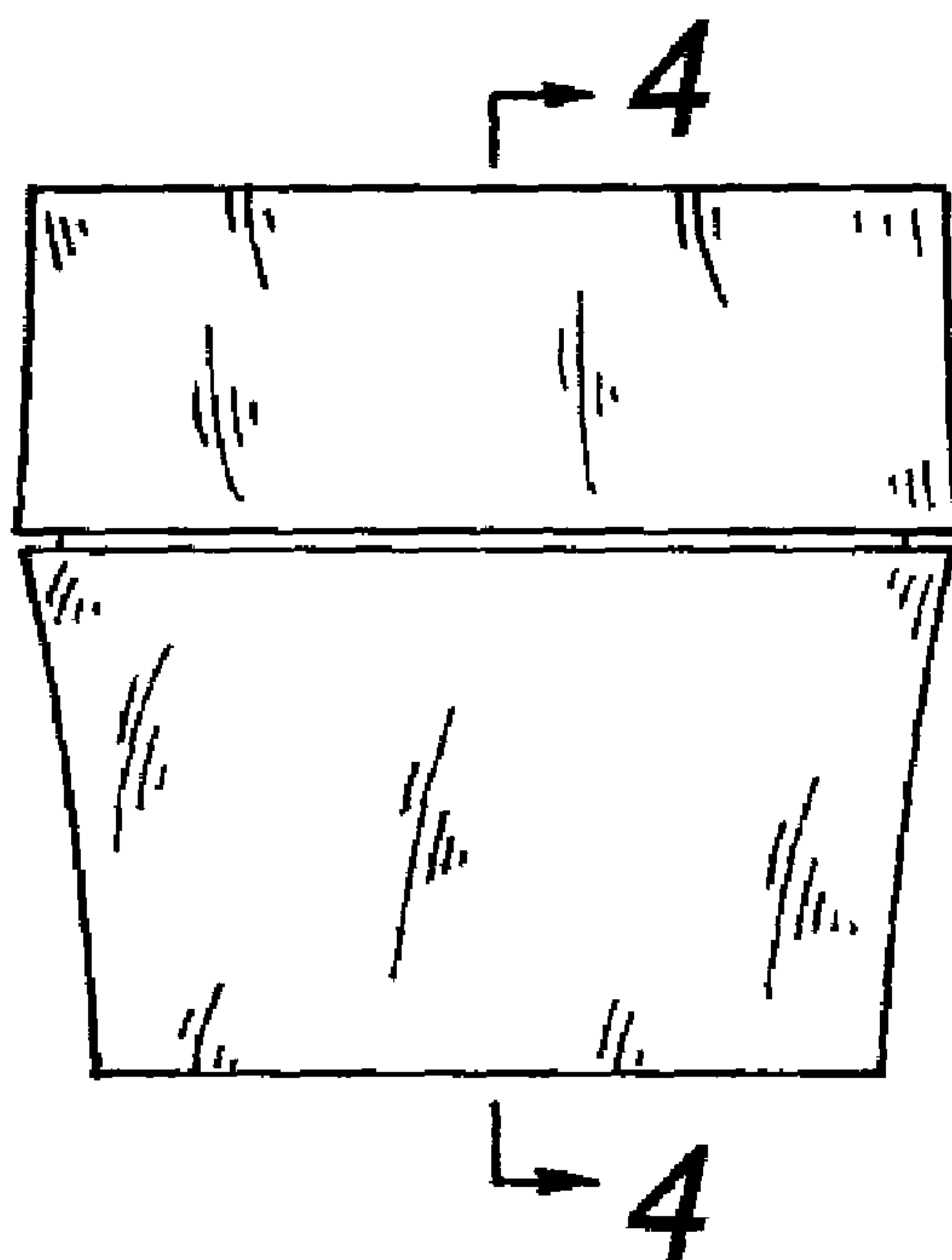
FIG. 1 is a bottom plan view of a pot showing my new design;

FIG. 2 is a front elevational view thereof;

FIG. 3 is a top plan view thereof; and,

FIG. 4 is a cross sectional view taken along the line 4—4 in the FIG. 2 drawing view.

1 Claim, 1 Drawing Sheet



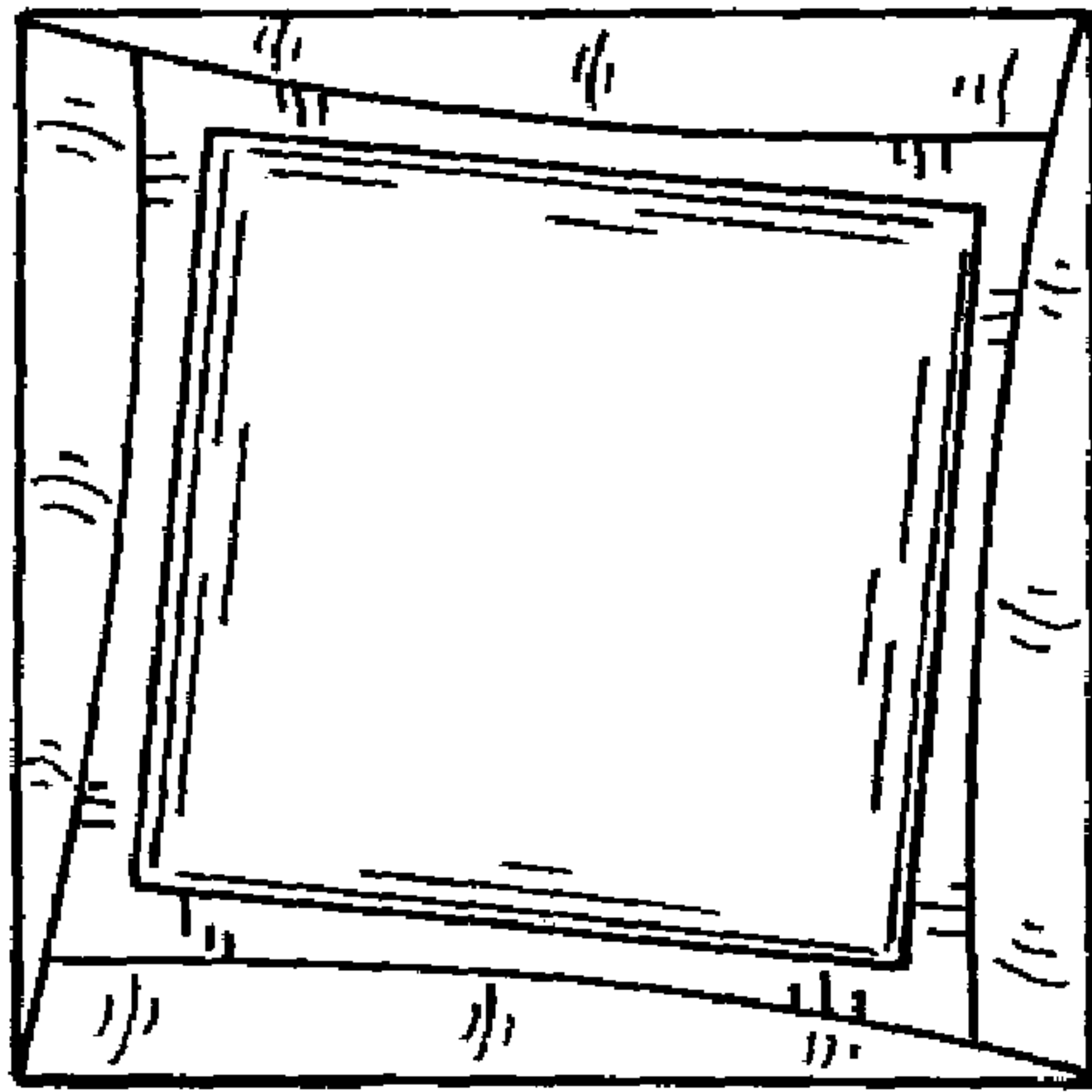


Fig. 1

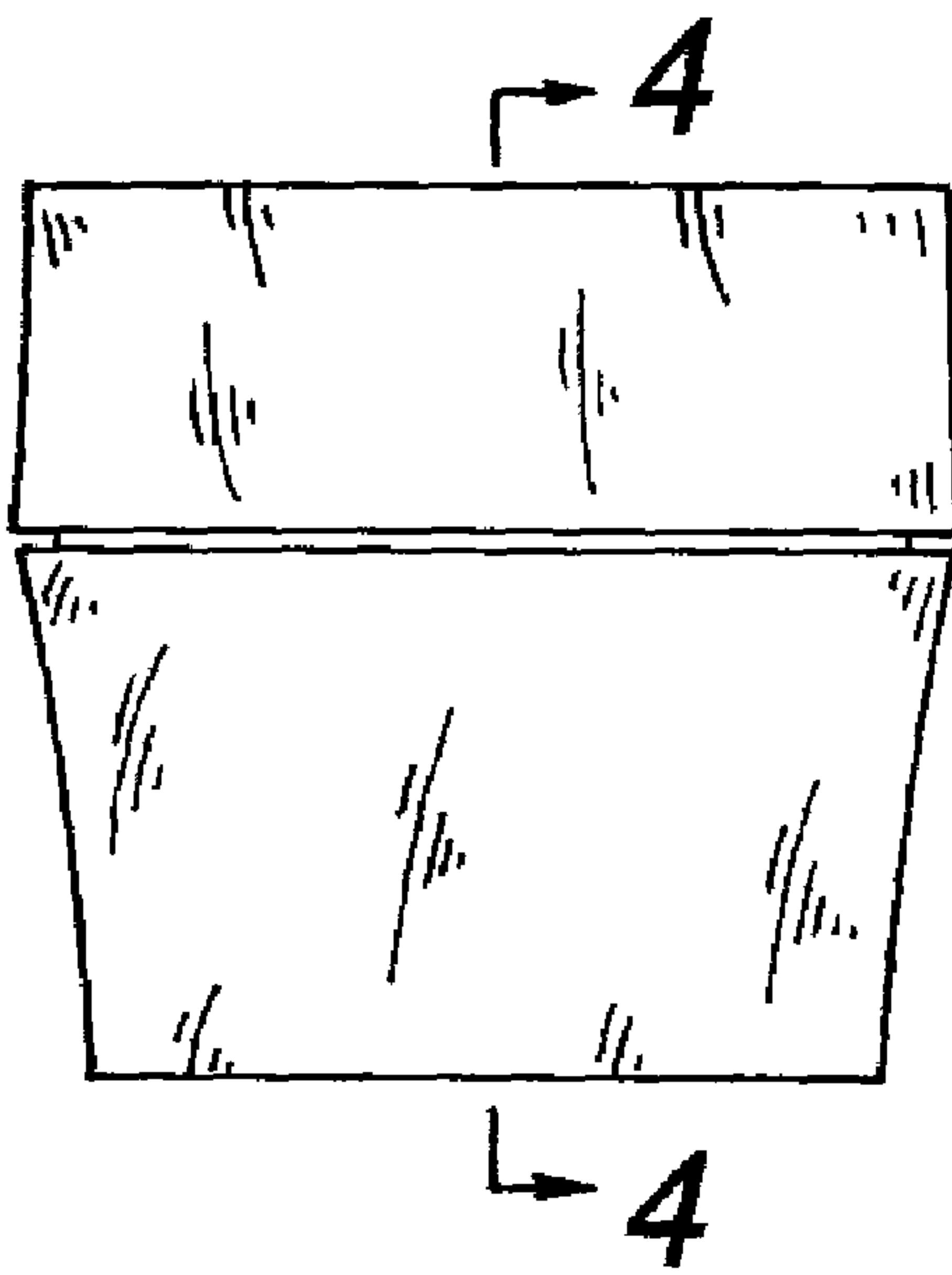


Fig. 2

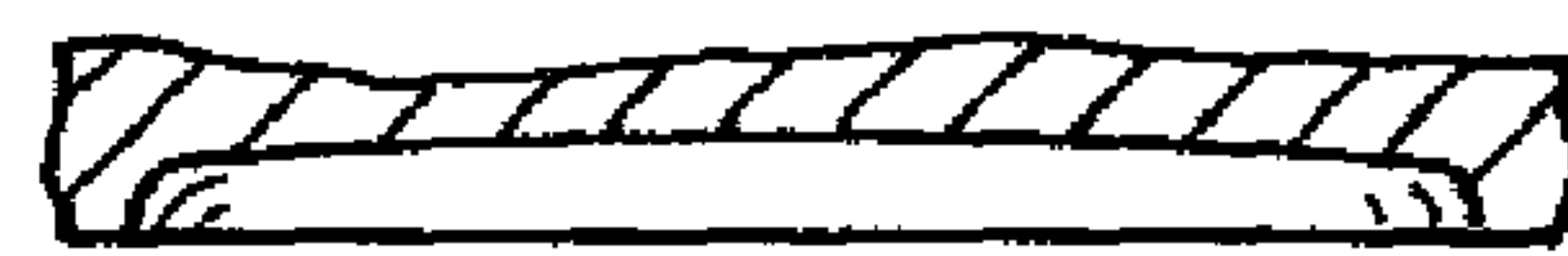


Fig. 4




Fig. 3