



US00D559684S

(12) **United States Design Patent**
Collen

(10) **Patent No.:** **US D559,684 S**

(45) **Date of Patent:** **** Jan. 15, 2008**

- (54) **CAP FOR AN ALUMINUM CAN**
- (75) Inventor: **Annika Collen**, Urnes (SE)
- (73) Assignee: **NaturligtVis Natural Way AB**, Umea (SE)
- (**) Term: **14 Years**
- (21) Appl. No.: **29/272,019**
- (22) Filed: **Jan. 31, 2007**
- (51) **LOC (8) Cl.** **09-07**
- (52) **U.S. Cl.** **D9/454**
- (58) **Field of Classification Search** D9/746,
D9/529, 504, 454, 444, 443, 435, 434, 428;
D21/444, 443, 387; 446/46-48; 220/212.5,
220/210, 377, 780; 215/303, 262, 253; 206/508;
D34/11; D7/677, 392.1
See application file for complete search history.

- D371,485 S * 7/1996 Hickey D7/392.1
- D417,817 S * 12/1999 Loew et al. D7/392.1
- D504,815 S * 5/2005 Carlson D9/435
- D534,033 S * 12/2006 Roth et al. D7/392.1

* cited by examiner

Primary Examiner—Gary D. Watson

Assistant Examiner—Susan Bennett Hattan

(74) *Attorney, Agent, or Firm*—Stephen J. Stark; Miller & Martin PLLC

(57) **CLAIM**

I claim the ornamental design for a cap for an aluminum can, as shown and described.

DESCRIPTION

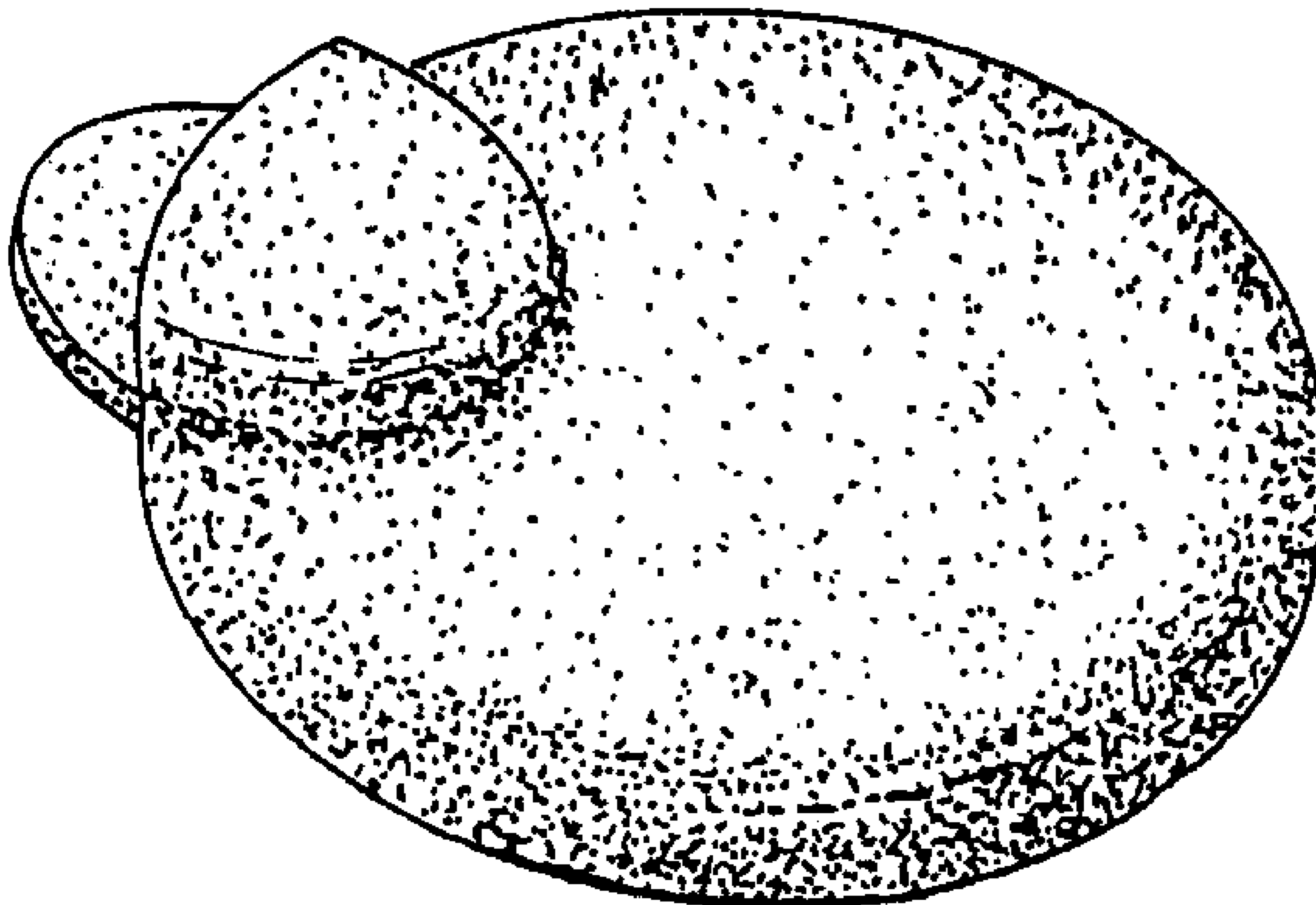
- FIG. 1 is a perspective view of a cap for an aluminum can;
- FIG. 2 is a top elevational view thereof;
- FIG. 3 is a left side elevational view thereof; the right side being a mirror image thereof;
- FIG. 4 is a front elevational view thereof;
- FIG. 5 is a back elevational view thereof; and,
- FIG. 6 is a bottom elevational view thereof.

1 Claim, 2 Drawing Sheets

(56) **References Cited**

U.S. PATENT DOCUMENTS

- 3,391,847 A * 7/1968 Christine et al. D9/443
- D256,417 S * 8/1980 Greger D7/392.1
- D296,525 S * 7/1988 Siegel D9/443
- D359,451 S * 6/1995 Dees D9/443



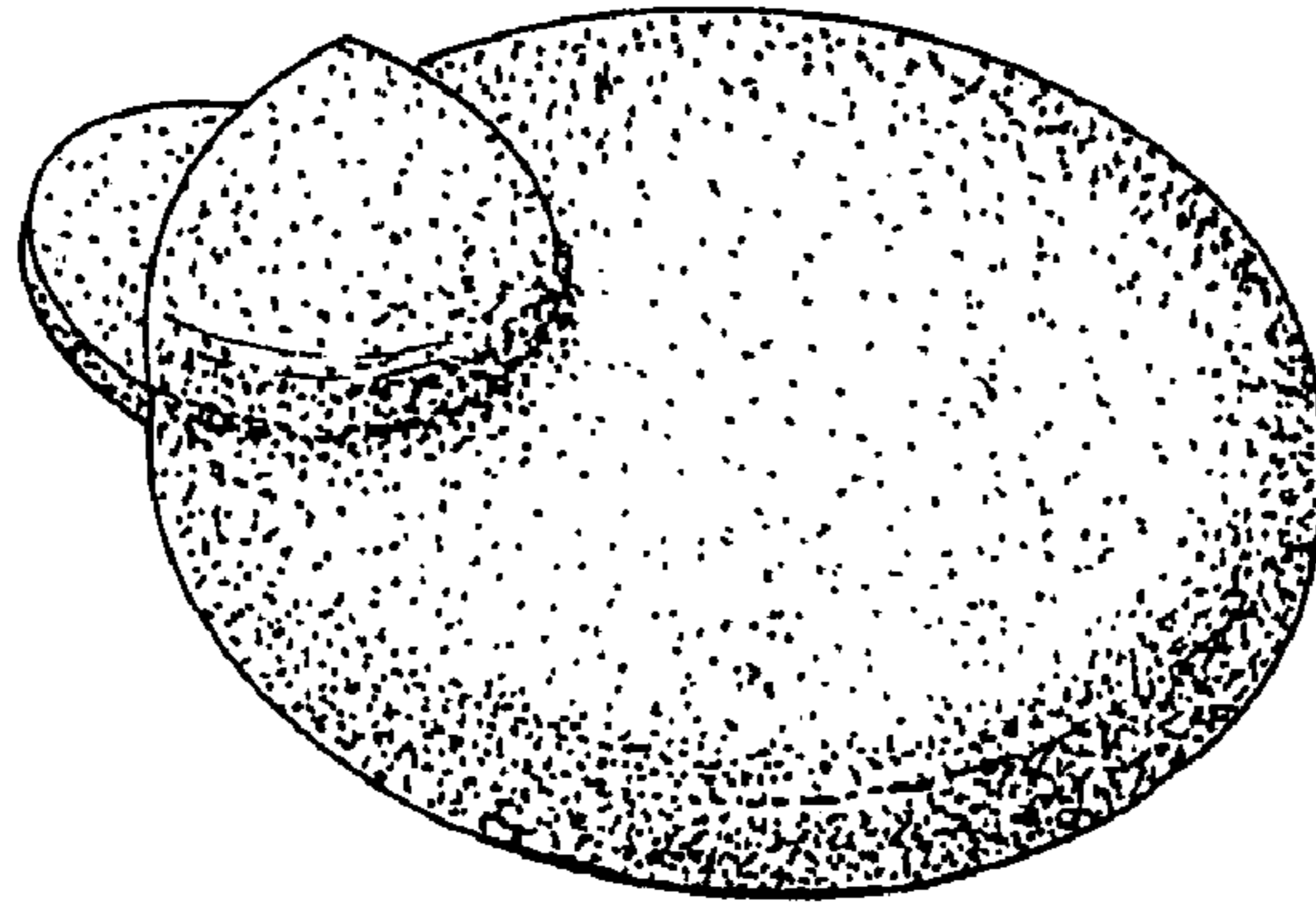


FIG. 1

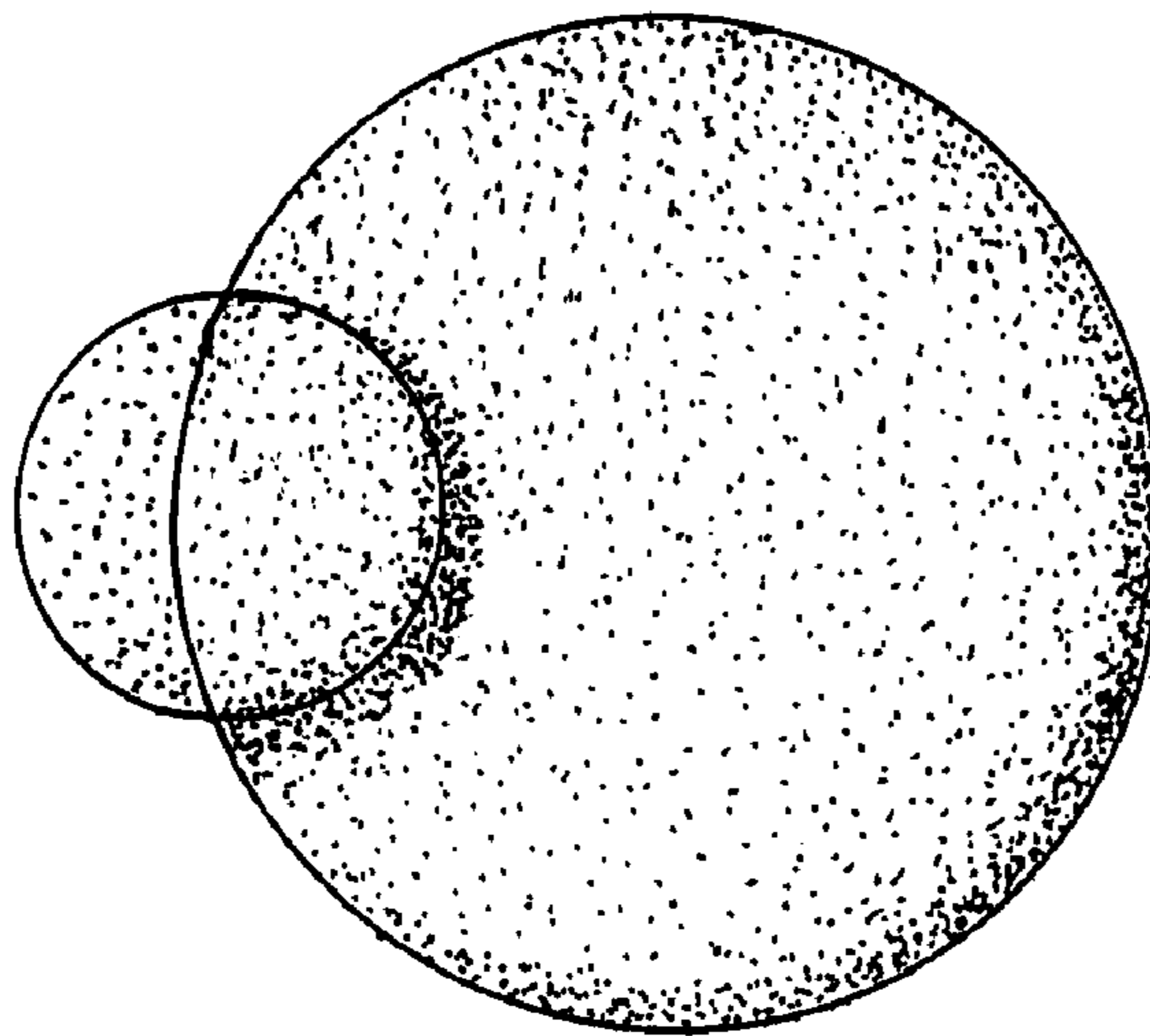


FIG. 2




FIG. 3




FIG. 4




FIG. 5

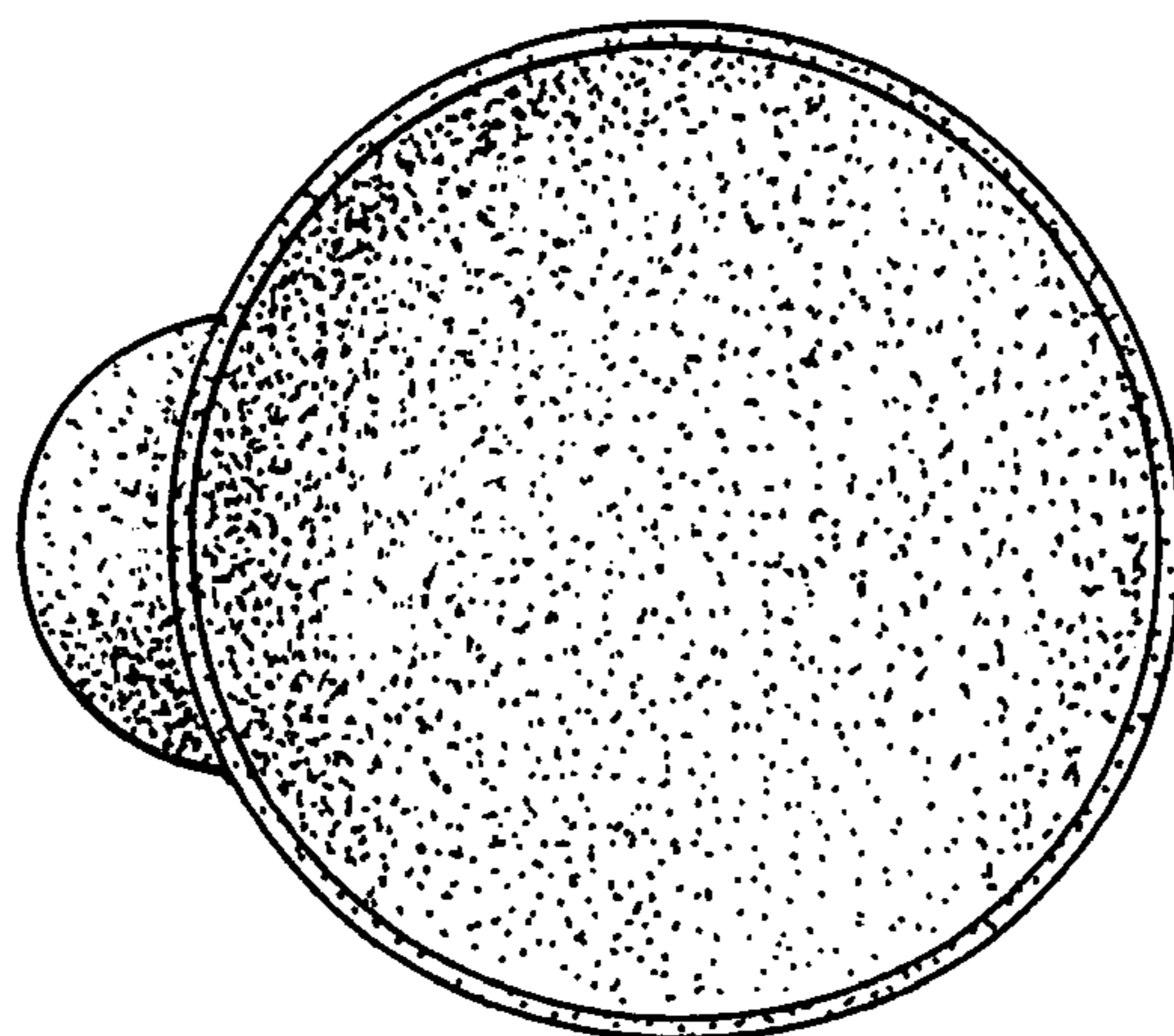


FIG. 6