



US00D559683S

(12) **United States Design Patent**
Lipson

(10) **Patent No.:** **US D559,683 S**

(45) **Date of Patent:** **** Jan. 15, 2008**

(54) **BOTTLE CAP**

(76) **Inventor:** **Erik Lipson**, 200 W. Washinton Sq.,
#1809, Philadelphia, PA (US) 19106

(**) **Term:** **14 Years**

(21) **Appl. No.:** **29/276,766**

(22) **Filed:** **Feb. 5, 2007**

(51) **LOC (8) Cl.** **09-07**

(52) **U.S. Cl.** **D9/451**

(58) **Field of Classification Search** D9/667,
D9/655, 632, 631, 600, 451, 445, 453, 658;
D7/628, 602, 599, 594, 571, 544, 539, 514,
D7/506, 391, 354, 301; 215/355, 316, 230
See application file for complete search history.

(56) **References Cited**

U.S. PATENT DOCUMENTS

D187,005 S *	1/1960	Weinman	D9/658
D193,689 S *	9/1962	Wich	D7/539
D199,036 S *	9/1964	Friedman	D7/599
D344,870 S *	3/1994	Ancona	D7/599
D424,882 S *	5/2000	Santiago et al.	D7/594

D441,608 S *	5/2001	Tsunis et al.	D7/539
D449,529 S *	10/2001	Poppick	D9/451

* cited by examiner

Primary Examiner—Gary D. Watson

Assistant Examiner—Susan Bennett Hattan

(74) *Attorney, Agent, or Firm*—Gifford, Krass, Sprinkle,
Anderson and Citkowski, P.C

(57) **CLAIM**

The ornamental design for bottle cap, as shown and described.

DESCRIPTION

FIG. 1 is a top perspective view of a bottle cap showing my new design;


FIG. 2 is a bottom view of the bottle cap as shown in FIG. 1;

FIG. 3 is a top view of the bottle cap as shown in FIG. 1;

FIG. 4 is a side view of the bottle cap as shown in FIG. 2; and,

FIG. 5 is a side view of the bottle cap as shown in FIG. 3.

1 Claim, 3 Drawing Sheets



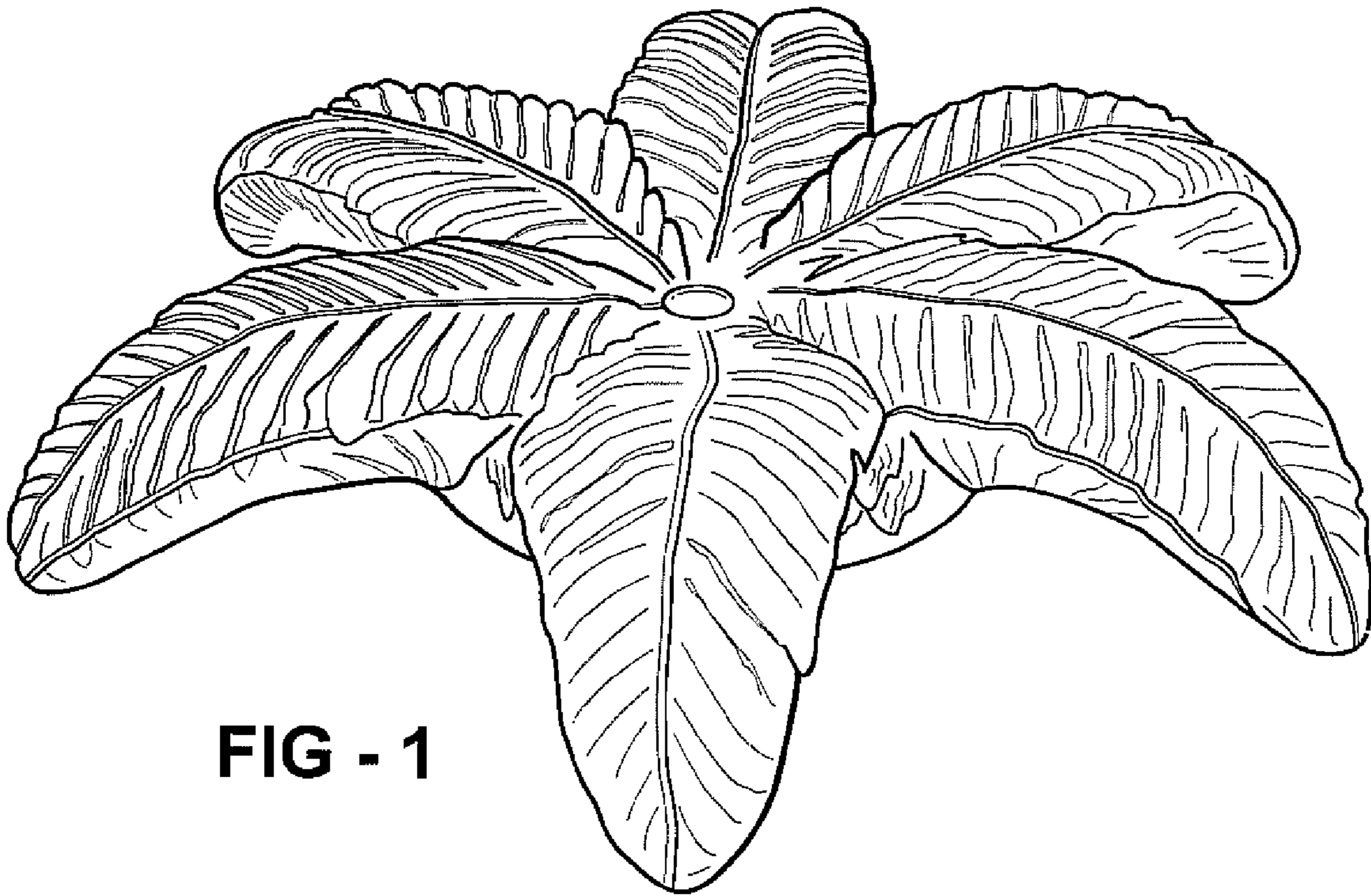


FIG - 1

FIG - 2

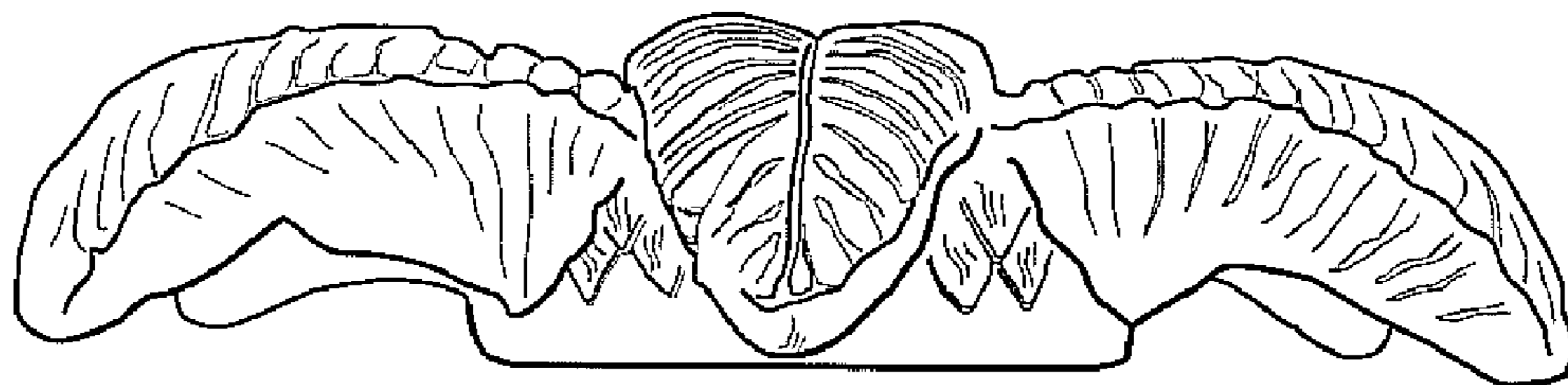
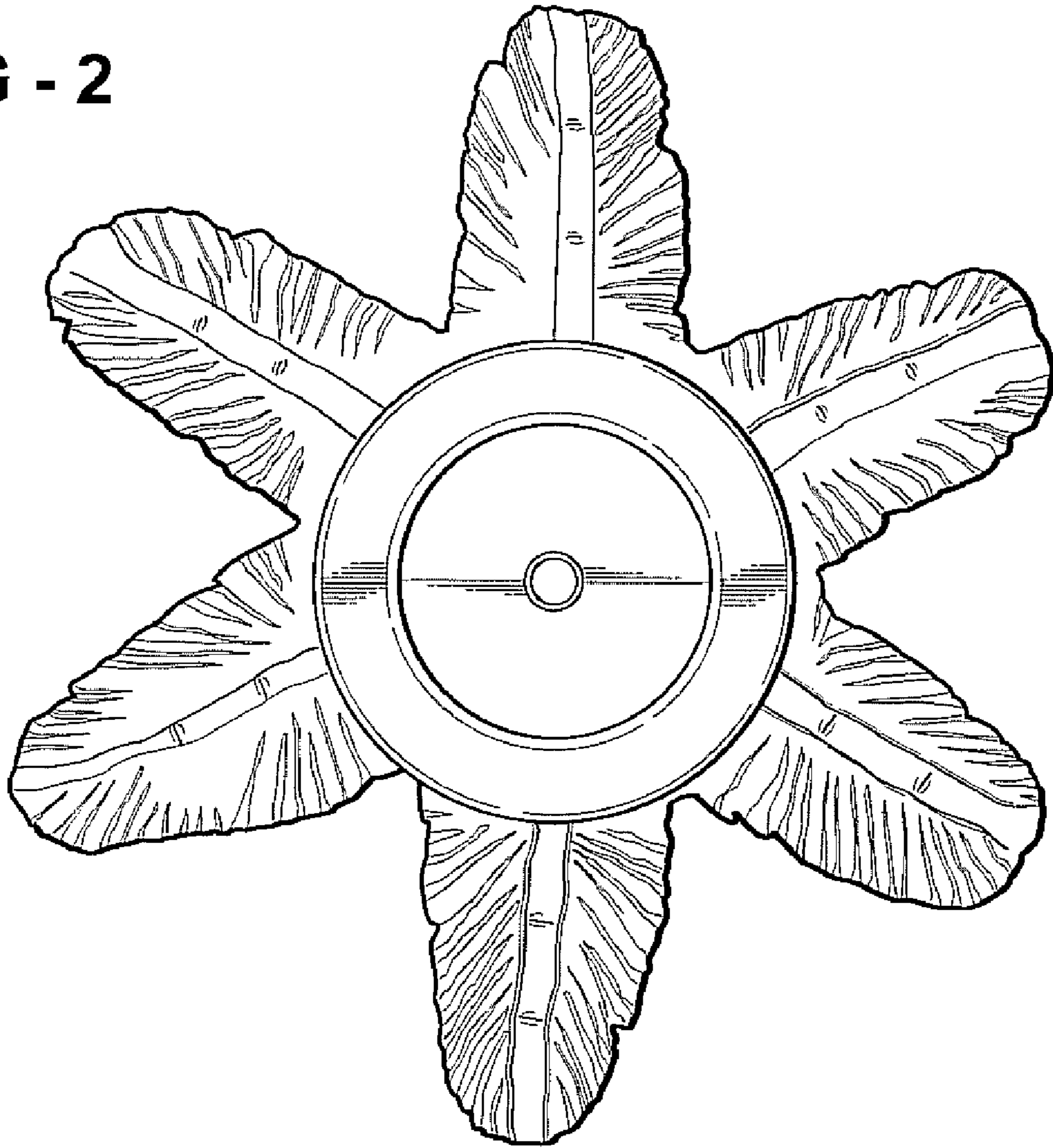


FIG - 4

FIG - 3

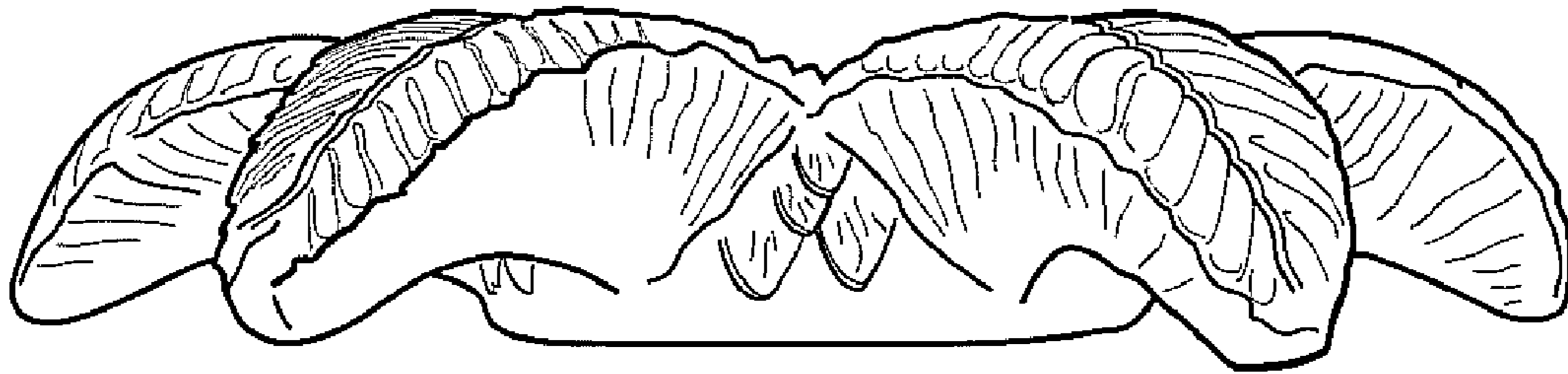
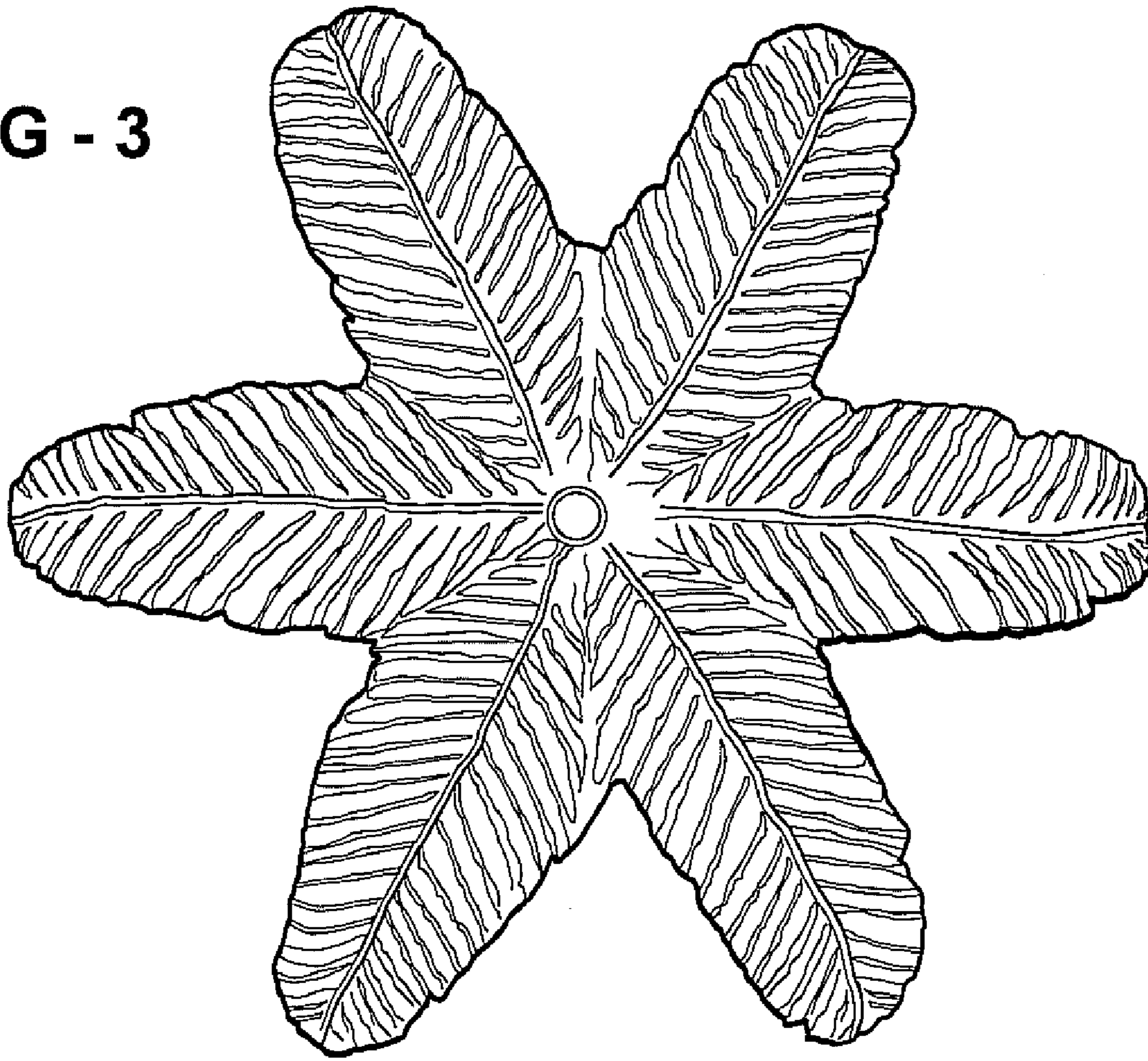


FIG - 5