



US00D559678S

(12) **United States Design Patent**  
**Shiia et al.**

(10) **Patent No.:** **US D559,678 S**  
(45) **Date of Patent:** **\*\* Jan. 15, 2008**

(54) **PACKAGING BOX**

(75) Inventors: **Masahiro Shiia**, Kariya (JP); **Takao Takaki**, Chiryu (JP); **Hiroyuki Kita**, Tokyo (JP); **Keizo Suenaga**, Ohmiya (JP)

(73) Assignee: **Aisin Seiki Kabushiki Kaisha**, Kariya-Shi, Aichi-Ken (JP)

(\*\*) Term: **14 Years**

(21) Appl. No.: **29/244,370**

(22) Filed: **Dec. 9, 2005**

(30) **Foreign Application Priority Data**

Jun. 14, 2005 (JP) ..... 2005-017219

(51) **LOC (8) Cl.** ..... **09-03**

(52) **U.S. Cl.** ..... **D9/432**

(58) **Field of Classification Search** ..... D9/414,  
D9/430-432, 499; 206/459.1, 459.5, 363,  
206/438, 440, 441, 575; 229/100, 103.3,  
229/124, 126, 128, 153, 800; 220/9.1, 9.2,  
220/9.3, 780

See application file for complete search history.

(56) **References Cited**

**U.S. PATENT DOCUMENTS**

- D110,869 S \* 8/1938 Kovacs ..... D9/432
- D284,450 S \* 7/1986 Suzuki et al. .... D9/432
- D311,685 S \* 10/1990 Tozawa ..... D9/423
- D357,860 S \* 5/1995 Lee ..... D9/432
- D377,144 S \* 1/1997 Sawa ..... D9/432
- D391,481 S \* 3/1998 Oxley ..... D9/432
- D428,335 S \* 7/2000 Toyota et al. .... D9/432
- D453,002 S \* 1/2002 Mansau ..... D9/432

- D453,682 S \* 2/2002 Kusumi et al. .... D9/432
- D453,683 S \* 2/2002 Kusumi et al. .... D9/432
- D482,608 S \* 11/2003 Krebsbach et al. .... D9/624
- D495,253 S \* 8/2004 Hamuro et al. .... D9/432
- D496,859 S \* 10/2004 Hamuro et al. .... D9/432

**FOREIGN PATENT DOCUMENTS**

RU 54609 6/2004

\* cited by examiner

*Primary Examiner*—Stella Reid

*Assistant Examiner*—Mark Goodwin

(74) *Attorney, Agent, or Firm*—Buchanan Ingersoll & Rooney PC

(57) **CLAIM**

The ornamental design for a packaging box, as shown and described.

**DESCRIPTION**

The file of this patent contains at least one drawing executed in color. Copies of this patent with color drawing(s) will be provided by the Patent and Trademark Office upon request and payment of the necessary fee.

FIG. 1 is a front perspective view of a packaging box showing our new design.

FIG. 2 is a front elevational view thereof.

FIG. 3 is a rear elevational view thereof


FIG. 4 is a top plan view thereof.

FIG. 5 is a bottom plan view thereof.

FIG. 6 is a right side elevational view thereof; and,

FIG. 7 is a left side view thereof.

**1 Claim, 3 Drawing Sheets**  
**(3 of 3 Drawing Sheet(s) Filed in Color)**








FIG. 1



FIG. 2




FIG. 3






FIG. 4




FIG. 5



FIG. 6






FIG. 7