



US00D559674S

(12) **United States Design Patent**  
**Minnaar et al.**

(10) **Patent No.:** **US D559,674 S**  
(45) **Date of Patent:** **\*\* Jan. 15, 2008**

(54) **ESCUTCHEON**

D522,094 S \* 5/2006 Koury et al. .... D23/249

(75) Inventors: **Amy Minnaar**, Long Beach, CA (US);  
**Elliot Schneider**, Irvine, CA (US)

\* cited by examiner

(73) Assignee: **Newfrey LLC**, Newark, DE (US)

*Primary Examiner*—Stella M. Reid  
*Assistant Examiner*—Mark Goodwin

(\*\*) Term: **14 Years**

(74) *Attorney, Agent, or Firm*—Richard J. Veltman; John D. DelPonti

(21) Appl. No.: **29/278,120**

(57) **CLAIM**

(22) Filed: **Mar. 20, 2007**

The ornamental design for an escutcheon, as shown and described.

(51) **LOC (8) Cl.** ..... **11-05**

(52) **U.S. Cl.** ..... **D9/353**

(58) **Field of Classification Search** ..... D8/350–353;  
D10/108, 123, 125; D13/156, 158, 162,  
D13/169, 171, 174, 177, 184; 200/304, 330;  
250/462.1; 220/241; 174/66, 67  
See application file for complete search history.

**DESCRIPTION**

FIG. 1 is a perspective view of an escutcheon showing a new design;

FIG. 2 is a front view thereof;

FIG. 3 is a back view thereof;

FIG. 4 is a right side view thereof, the left side view being a mirror image; and,

FIG. 5 is a top view thereof, the bottom view being a mirror image.

The broken lines in the Figures are for illustrative purposes only and form no part of the claimed design.

(56) **References Cited**

**U.S. PATENT DOCUMENTS**

D197,891 S \* 4/1964 Ramsing ..... D13/184  
D314,556 S \* 2/1991 Aggson ..... D13/173  
D427,925 S \* 7/2000 Braun ..... D10/103  
6,927,341 B1 \* 8/2005 Crane ..... 174/66

**1 Claim, 2 Drawing Sheets**






Fig. 1




Fig. 2




Fig. 3



Fig. 4




Fig. 5