



US00D559669S

(12) **United States Design Patent**  
**Grady et al.**

(10) **Patent No.:** **US D559,669 S**  
(45) **Date of Patent:** **\*\* Jan. 15, 2008**

(54) **FASTENING STRAP**

(75) Inventors: **James T. Grady**, Chester, NH (US);  
**Alan Lamper**, Weare, NH (US); **Daniel Clinch**, Tucson, AZ (US)

(73) Assignee: **Velcro Industries B.V.**, Curacao (AN)

(\*\*) Term: **14 Years**

(21) Appl. No.: **29/276,607**

(22) Filed: **Jan. 30, 2007**

(51) **LOC (8) Cl.** ..... **08-08**

(52) **U.S. Cl.** ..... **D8/394; D8/396**

(58) **Field of Classification Search** ..... D8/356,  
D8/383, 394, 396; 24/16 PB, 17 AB, 30.5 P,  
24/30.5 S, 300-302, 339, DIG. 16; 248/58,  
248/60, 74.3

See application file for complete search history.

(56) **References Cited**

**U.S. PATENT DOCUMENTS**

- 661,691 A \* 11/1900 Goodwin ..... 40/6
- 2,372,811 A \* 4/1945 Conaway et al. .... 40/669
- 4,477,950 A \* 10/1984 Cisek et al. .... 24/30.5 P
- 5,381,617 A \* 1/1995 Schwartztol et al. .... 40/6

- 5,878,520 A \* 3/1999 Milbrandt et al. .... 40/665
- D451,372 S \* 12/2001 Cedarberg, III ..... D8/396
- D513,974 S \* 1/2006 Cheung ..... D8/394
- D515,408 S \* 2/2006 Cheung ..... D8/394

\* cited by examiner

*Primary Examiner*—Stella M. Reid

*Assistant Examiner*—John Windmuller

(74) *Attorney, Agent, or Firm*—Fish & Richardson P.C.

(57) **CLAIM**

The ornamental design for a fastening strap, as shown and described.

**DESCRIPTION**

FIG. 1 is a perspective view of a fastening strap showing our new design.

FIG. 2 is a front view of the strap.

FIG. 3 is a back view of the strap.

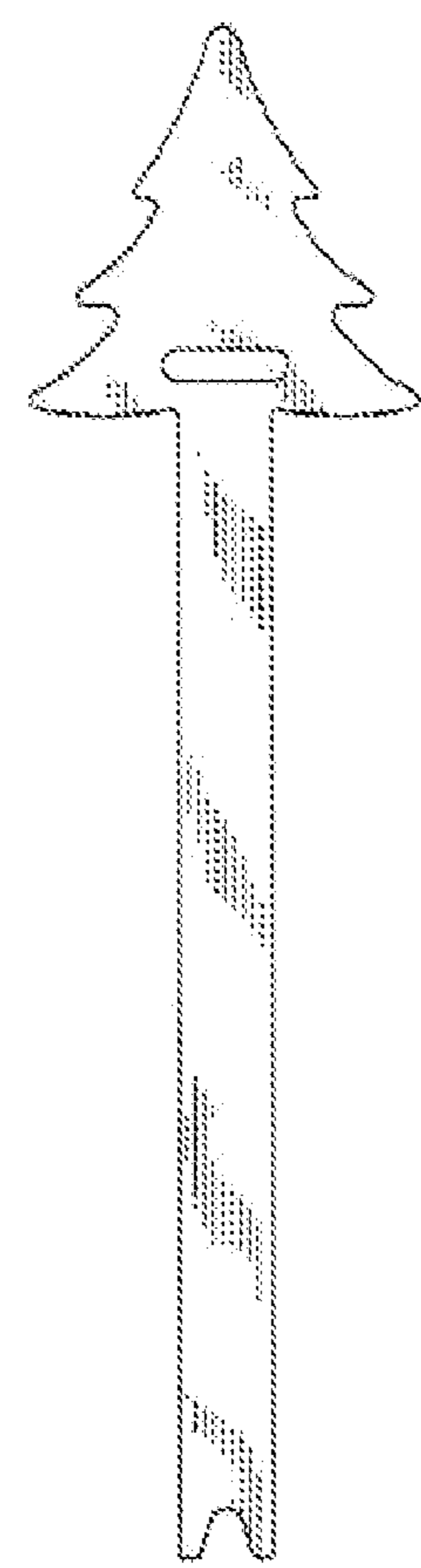
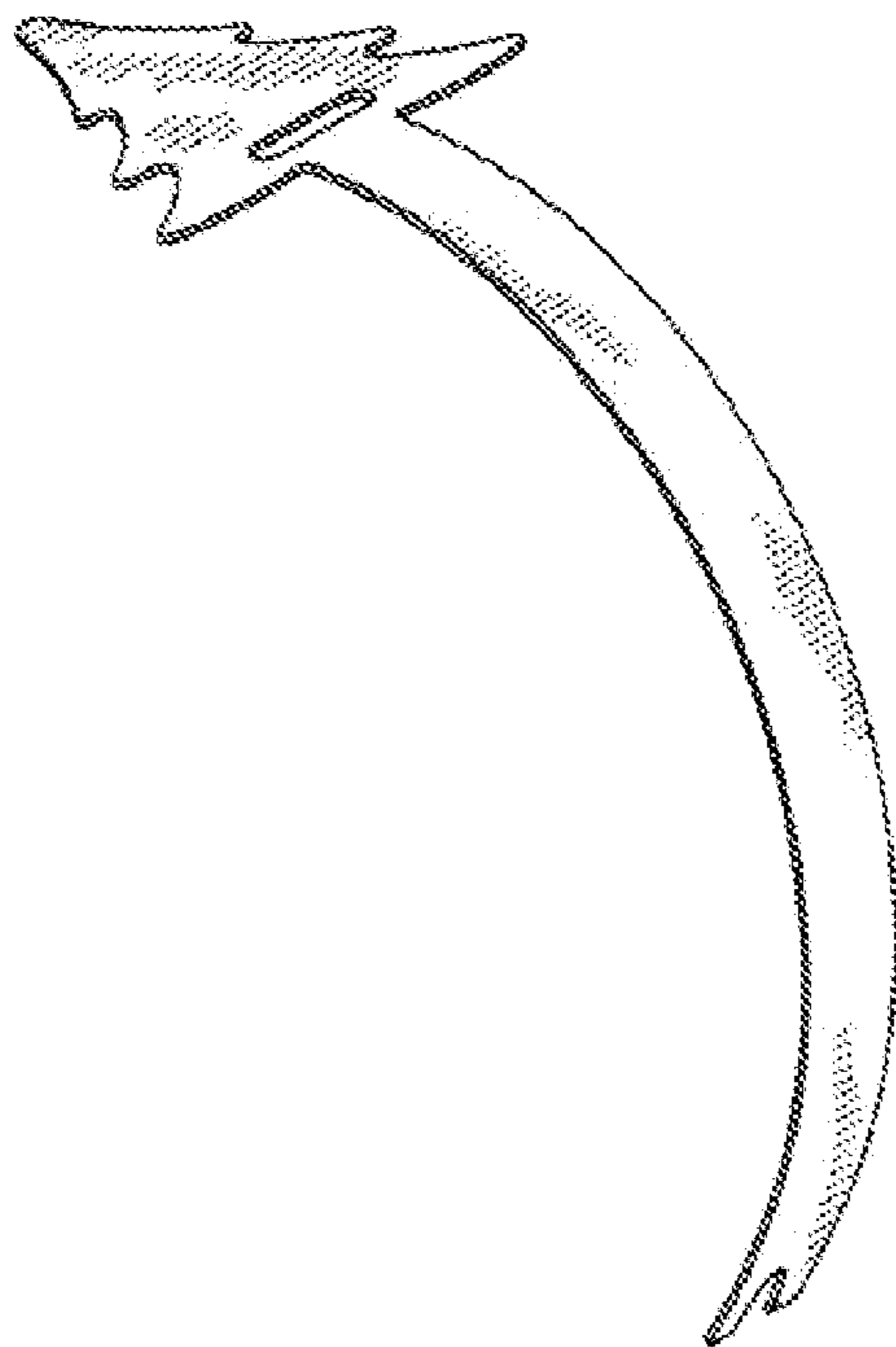
FIG. 4 is a left side view of the strap.

FIG. 5 is a right side view of the strap.

FIG. 6 is a top view of the strap; and,

FIG. 7 is a bottom view of the strap.

**1 Claim, 1 Drawing Sheet**






FIG. 1

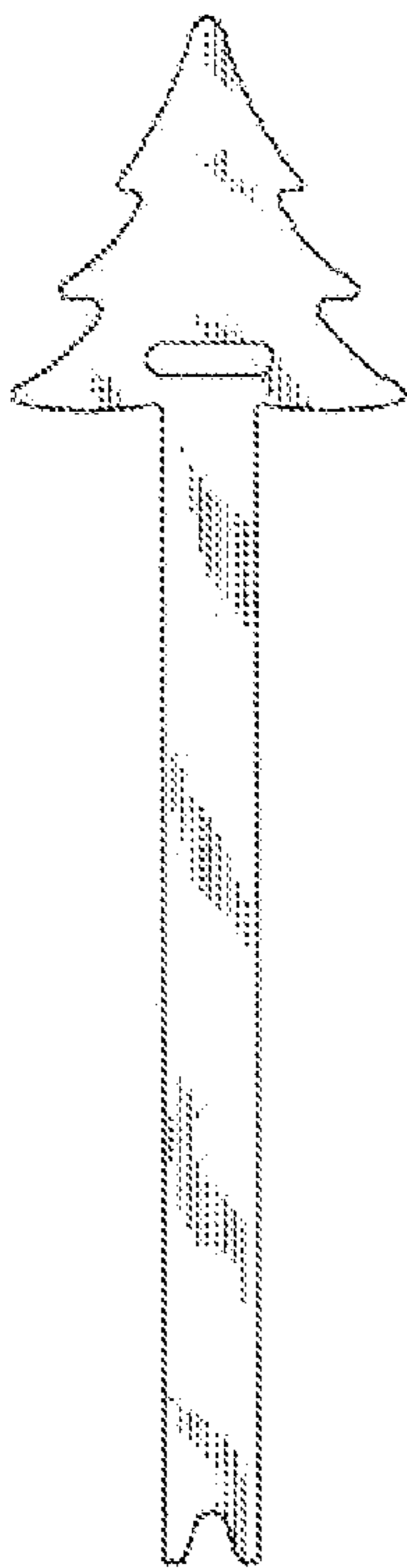


FIG. 2

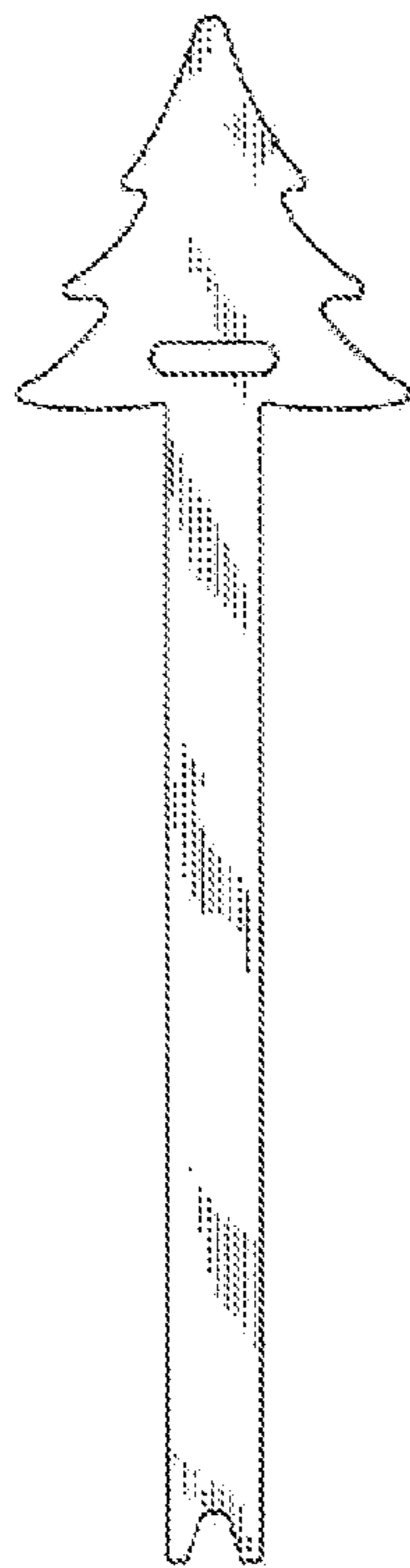


FIG. 3



FIG. 4



FIG. 5




FIG. 6




FIG. 7