

US00D559633S

(12) **United States Design Patent**  
**Junko**

(10) **Patent No.:** **US D559,633 S**  
(45) **Date of Patent:** **\*\* Jan. 15, 2008**

(54) **SPOON**

D498,393 S \* 11/2004 Welch ..... D7/645  
D511,657 S \* 11/2005 Junko ..... D7/653

(75) Inventor: **Theodore Junko**, Manlius, NY (US)

\* cited by examiner

(73) Assignee: **Oneida, Ltd.**, Oneida, NY (US)

*Primary Examiner*—Caron D. Veynar  
*Assistant Examiner*—Ricky Pham

(\*\*) Term: **14 Years**

(74) *Attorney, Agent, or Firm*—Marjama Muldoon Blasiak & Sullivan LLP

(21) Appl. No.: **29/289,488**

(22) Filed: **Jul. 23, 2007**

(57) **CLAIM**

The ornamental design for a spoon, as shown and described.

(51) **LOC (8) Cl.** ..... **07-03**

(52) **U.S. Cl.** ..... **D7/653**

(58) **Field of Classification Search** ..... D7/368,  
D7/401.2, 642–664, 688–692, 669, 675, 676,  
D7/683; 30/137, 141, 142, 340, 147–150,  
30/322–329, 342–345; 416/70 R  
See application file for complete search history.

**DESCRIPTION**

FIG. 1 is a top plan view of a spoon, illustrating my new design;

FIG. 2 is a right side view thereof, the left side view being a mirror image;

FIG. 3 is a bottom view thereof;

FIG. 4 is a cross-sectional view taken through line 4—4 of FIG. 1; and,

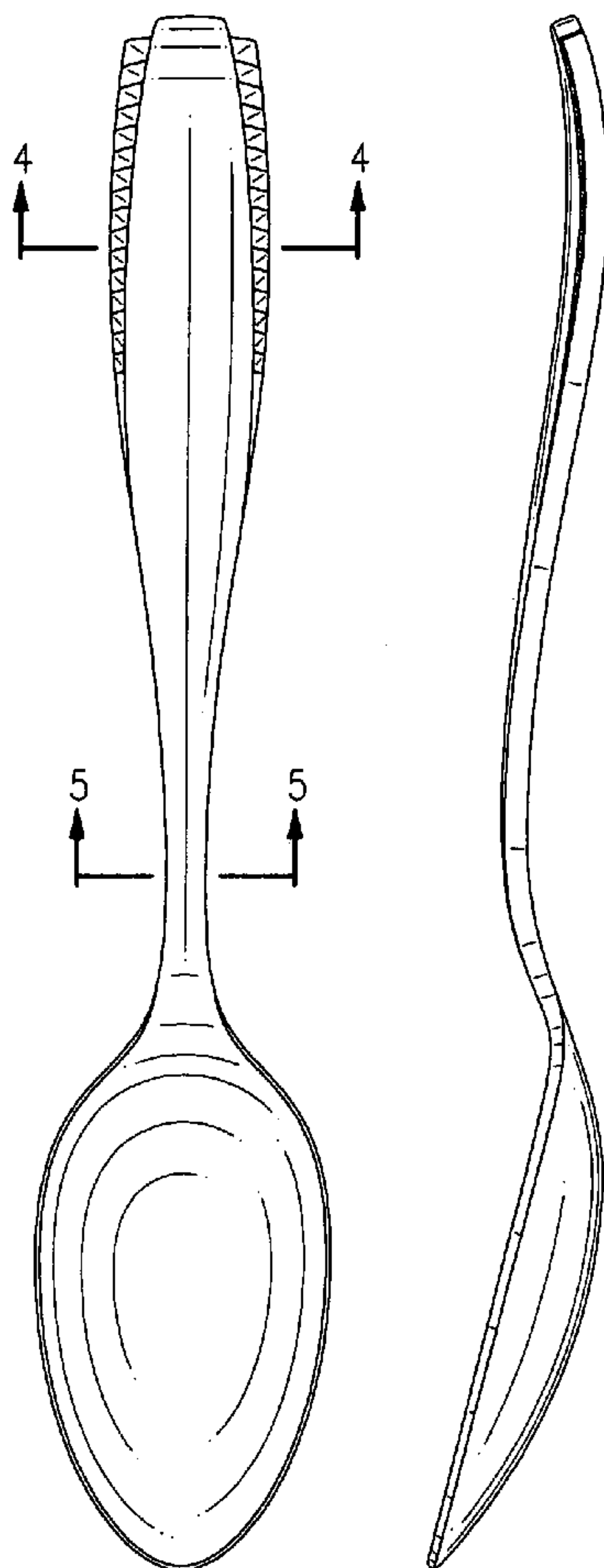
FIG. 5 is a cross-sectional view taken through line 5—5 of FIG. 1.

(56) **References Cited**

U.S. PATENT DOCUMENTS

D78,553 S \* 5/1929 Allen ..... D7/653  
D385,755 S \* 11/1997 Schuldt ..... D7/653  
D400,060 S \* 10/1998 Thompson ..... D7/653  
D411,418 S \* 6/1999 Shane-Schuldt ..... D7/653

**1 Claim, 1 Drawing Sheet**



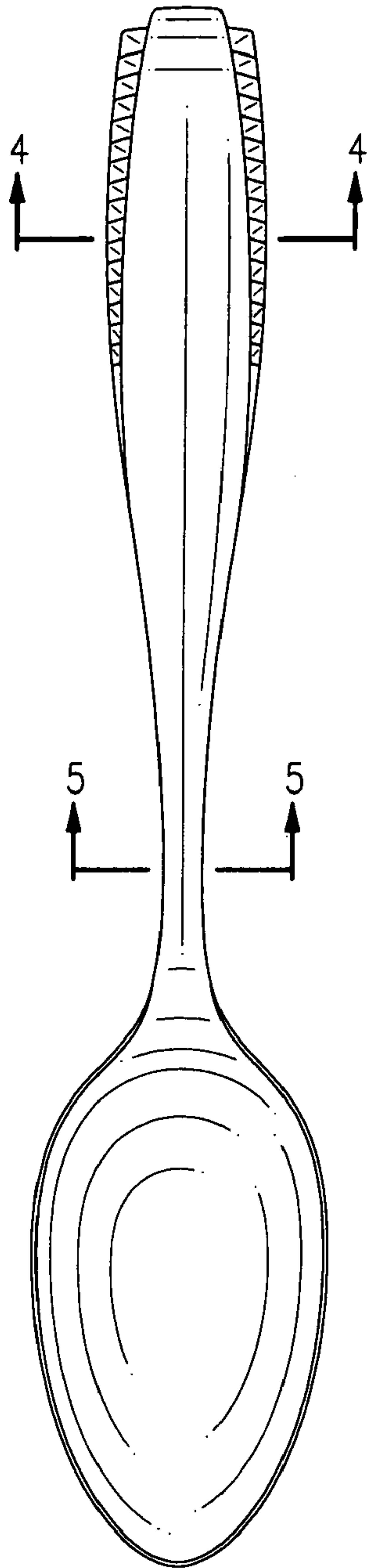


FIG. 1

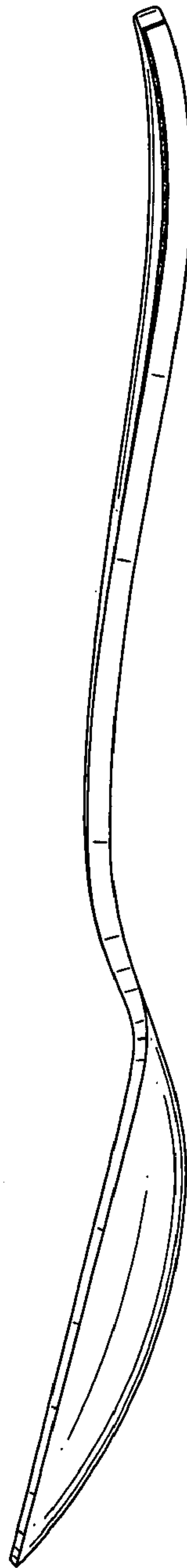


FIG. 2

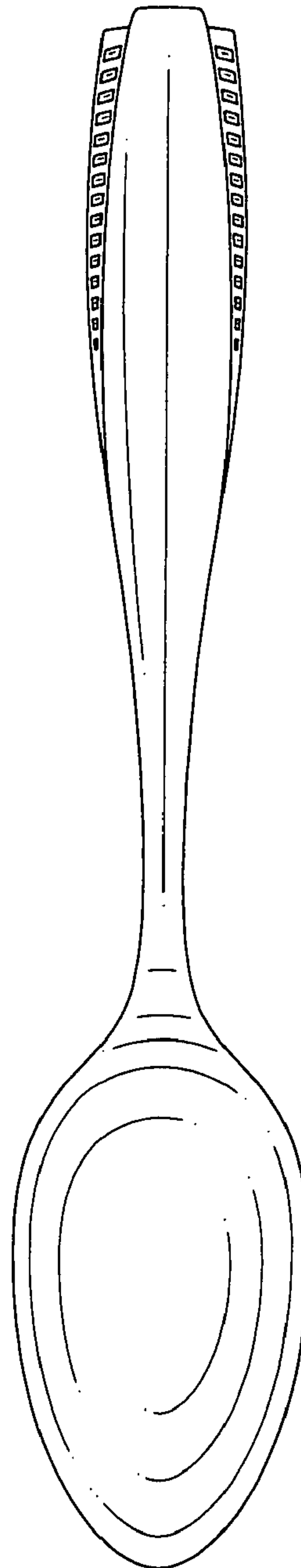


FIG. 3



FIG. 4



FIG. 5