



US00D559632S

(12) **United States Design Patent**  
**Seidenfaden**

(10) **Patent No.:** **US D559,632 S**

(45) **Date of Patent:** **\*\* Jan. 15, 2008**

(54) **FLATWARE SET**

(75) Inventor: **Troels Seidenfaden**, Copenhagen (DK)

(73) Assignee: **Rosendahl A/S**, Horsholm (DK)

(\*\*) Term: **14 Years**

(21) Appl. No.: **29/262,698**

(22) Filed: **Jul. 7, 2006**

(51) **LOC (8) Cl.** ..... **07-03**

(52) **U.S. Cl.** ..... **D7/653**

(58) **Field of Classification Search** ..... D7/368,  
D7/395, 401.2, 642-664, 688-692, 669, 675,  
D7/676, 683; 30/137, 141, 142, 340, 147-150,  
30/322-329, 342-345; 416/70 R; D8/107  
See application file for complete search history.

(56) **References Cited**

**U.S. PATENT DOCUMENTS**

D136,445 S *	10/1943	Gerber	.....	D7/649
4,215,471 A *	8/1980	Schaefer	.....	30/147
4,825,552 A *	5/1989	Bendickson et al.	.....	30/342
D368,832 S *	4/1996	Held	.....	D7/645
D397,272 S *	8/1998	Bell et al.	.....	D7/395
D414,989 S *	10/1999	Shamoon	.....	D7/649
6,105,259 A *	8/2000	Meyers et al.	.....	30/323
D446,689 S *	8/2001	Van Leeuwen	.....	D7/649
D458,516 S *	6/2002	Parlowski	.....	D7/649
D469,327 S *	1/2003	Chen	.....	D8/107

**OTHER PUBLICATIONS**

Brochure regarding Global kitchen tools (1995).

\* cited by examiner

*Primary Examiner*—Janice E. Seeger

*Assistant Examiner*—Ricky Pham

(74) *Attorney, Agent, or Firm*—Darby & Darby PC

(57) **CLAIM**

The ornamental design for a flatware set, as shown and described.

**DESCRIPTION**

FIG. 1 is a top plan view of a fork of a flatware set showing my new design;

FIG. 2 is a left side elevational view thereof, the right side elevational view being a mirror image,

FIG. 3 is a bottom plan view thereof,

FIG. 4 is a rear end view thereof, and

FIG. 5 is a perspective view thereof,

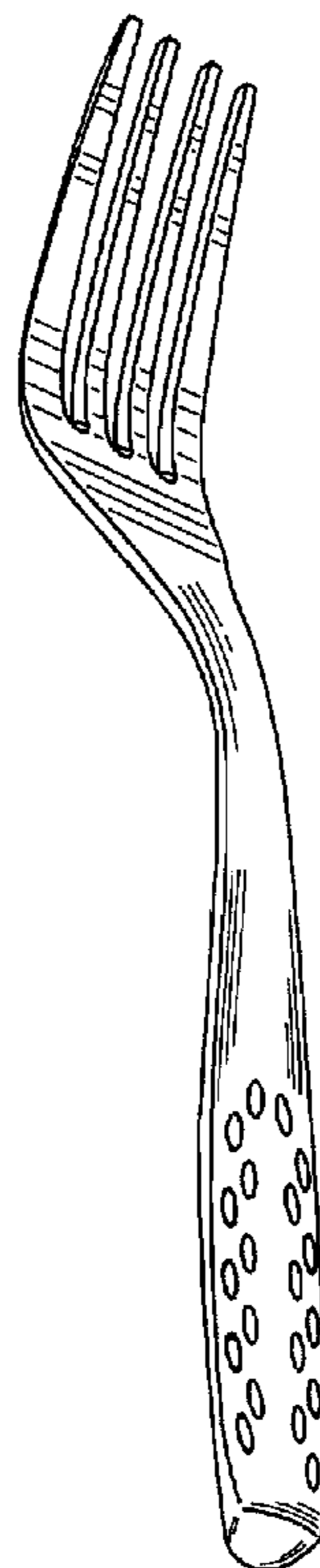
FIG. 6 is a left side elevational view of a knife of a flatware set, the right side elevational view being a mirror image thereof;

FIG. 7 is a top plan view thereof;

FIG. 8 is a rear end view thereof; and,

FIG. 9 is a top perspective view thereof.

**1 Claim, 4 Drawing Sheets**



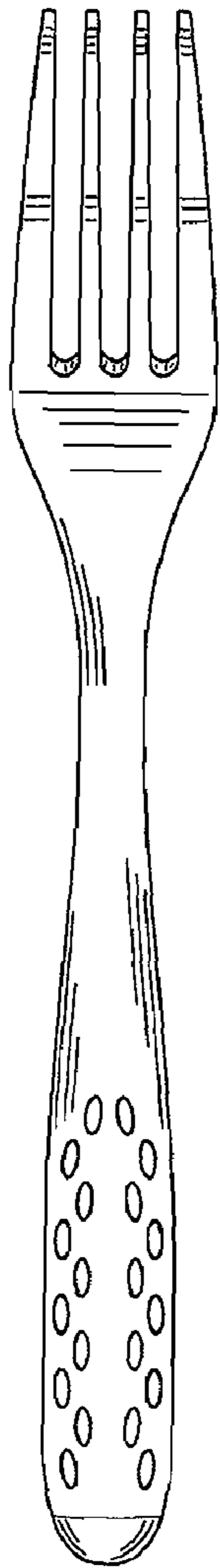


Fig. 1

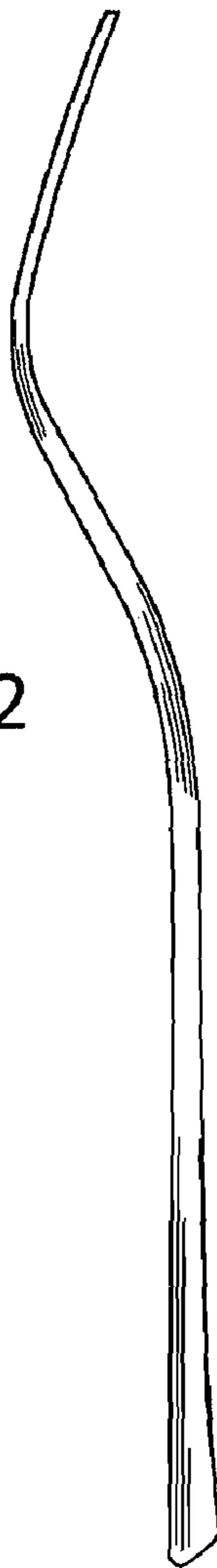


Fig. 2

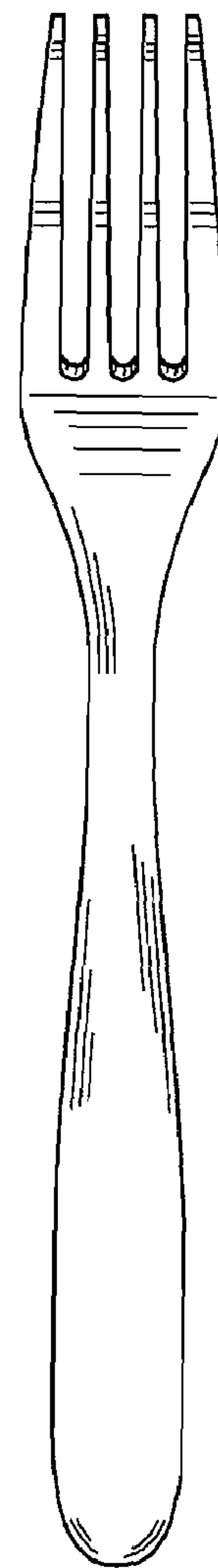


Fig. 3

Fig. 4




Fig. 5

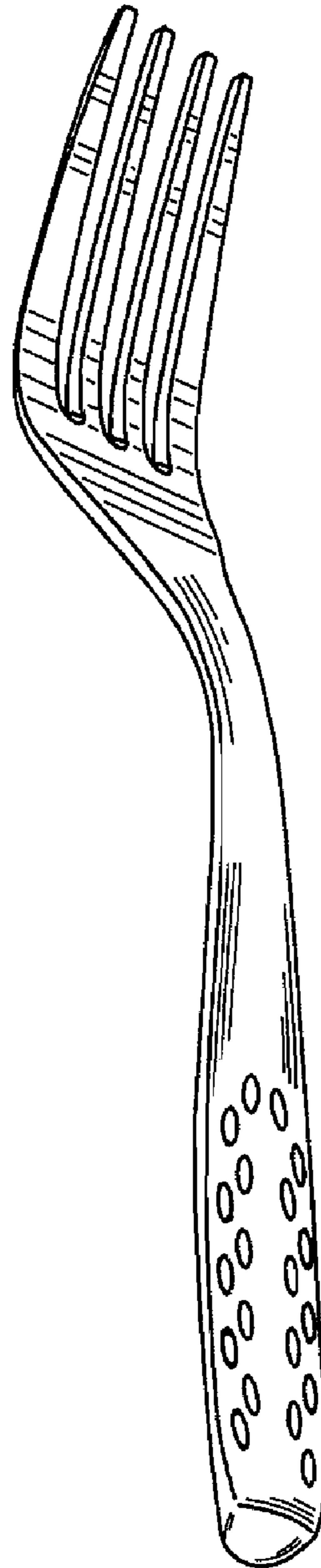


Fig. 6

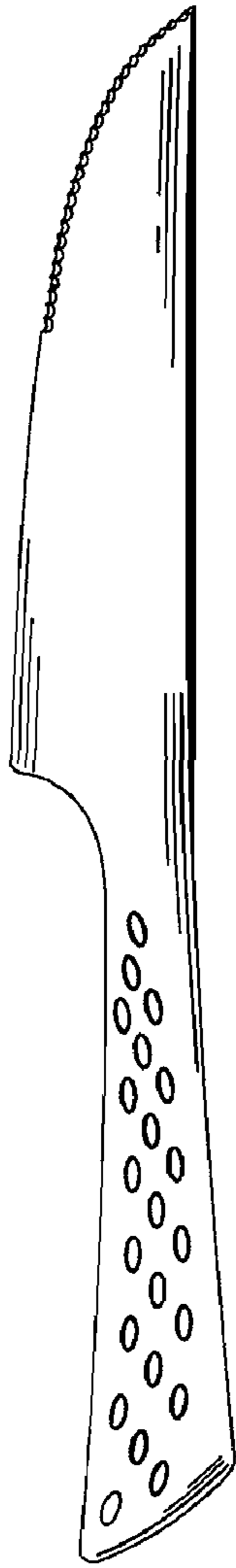


Fig. 7

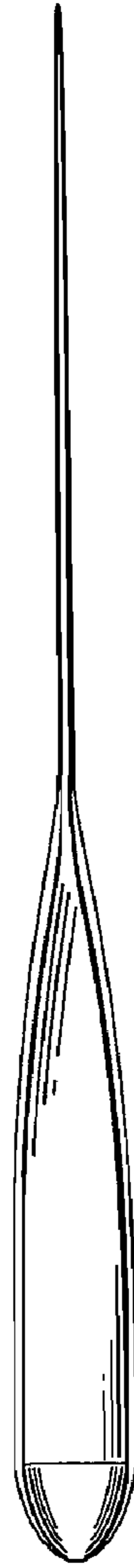


Fig. 8

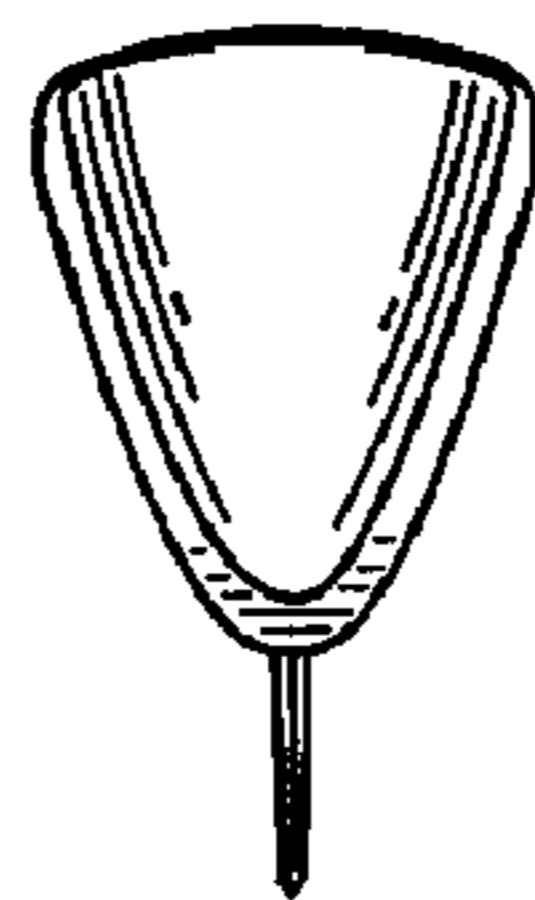


Fig. 9

