



US00D559631S

(12) **United States Design Patent**
Onion

(10) **Patent No.:** **US D559,631 S**

(45) **Date of Patent:** **** Jan. 15, 2008**

(54) **KNIFE**

(76) **Inventor:** **Kenneth J. Onion**, 47-501 Hui Kelu St., Kaneohe, HI (US) 96744

(**) **Term:** **14 Years**

(21) **Appl. No.:** **29/257,976**

(22) **Filed:** **Apr. 13, 2006**

(51) **LOC (8) Cl.** **07-03**

(52) **U.S. Cl.** **D7/649**

(58) **Field of Classification Search** D4/138;
D7/393, 395, 401.2, 642-646, 649-653, 662-664,
D7/688, 695-696; D8/10, 36, 75, 80, 83,
D8/87, 98, 99, 102, 107, 300, 303; D18/34.9;
D22/118; 30/123.5-123.7, 124-125, 128,
30/142-143, 147-149, 169, 304, 316, 329,
30/340, 342-346, 353, 355, 394

See application file for complete search history.

(56) **References Cited**

U.S. PATENT DOCUMENTS

2,059,414	A	11/1936	Taylor	
2,651,839	A *	9/1953	Folland	30/125
D192,916	S *	5/1962	Zorn	D7/649
D201,377	S	6/1965	Furness	
D218,216	S	7/1970	Hopcraft et al.	
D220,930	S *	6/1971	Arlett	D22/118
D248,039	S *	5/1978	Hoffman	D22/118
D287,042	S *	12/1986	Hoffman	D22/118
D302,092	S	7/1989	Cohen et al.	
5,081,770	A	1/1992	Fierthaler	
D358,529	S	5/1995	Rich	
D366,515	S *	1/1996	Thompson	D22/118
5,528,834	A *	6/1996	Seber et al.	30/340
D372,635	S	8/1996	Gebhardt	
5,791,055	A	8/1998	Mangol	
D424,380	S	5/2000	McCatty	
D425,365	S	5/2000	Chien	
D439,491	S	3/2001	Falt	
6,213,055	B1	4/2001	Willinger et al.	
D447,015	S	8/2001	Chien	

D448,253	S	9/2001	Staib, Jr. et al.	
D455,937	S	4/2002	Huebner	
D458,510	S *	6/2002	Haataja	D7/395
D458,511	S *	6/2002	Rorke	D7/395
D460,900	S	7/2002	Parlowski	
6,418,820	B1	7/2002	Lamond et al.	
D462,581	S	9/2002	Parlowski	
D462,582	S	9/2002	Parlowski	
D468,972	S	1/2003	Chen	
D473,430	S	4/2003	Fedor et al.	
D479,104	S	9/2003	Onion	
D482,426	S *	11/2003	Taylor et al.	D22/118
D483,625	S	12/2003	Chien	
D483,643	S	12/2003	Chien	

(Continued)

OTHER PUBLICATIONS

The UK Patent Office—Designs Register Enquiry, Designs Full Detail for UK Registered Design Patent No. 3004234, granted Sep. 17, 2002, <http://webdb4patent.gov.uk/designs?csbdesign=3004234>, download date of Jul. 25, 2006.

Primary Examiner—Caron D. Veynar

Assistant Examiner—Ricky Pham

(74) *Attorney, Agent, or Firm*—Seed IP Law Group PLLC

(57) **CLAIM**

The ornamental design for a knife, as shown.

DESCRIPTION

FIG. 1 is a rear perspective view of a knife showing my new design.

FIG. 2 is a front elevational view thereof.

FIG. 3 is a rear elevational view thereof.

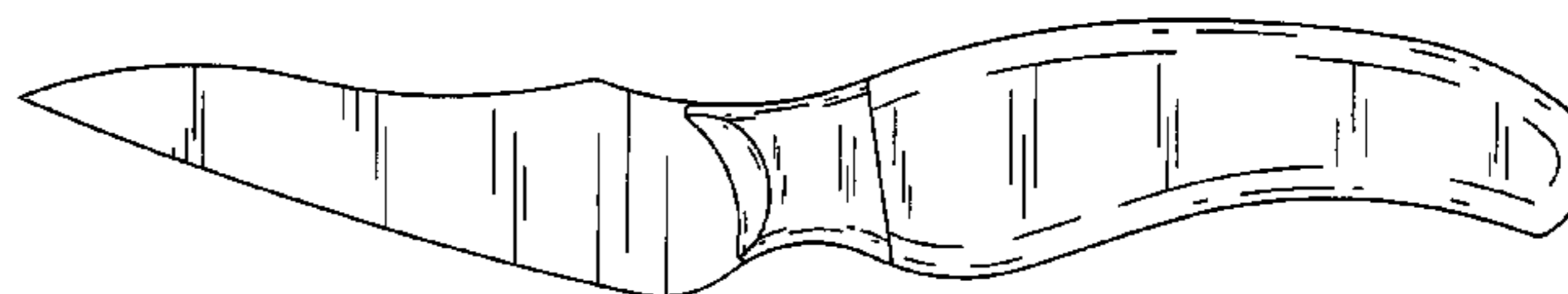
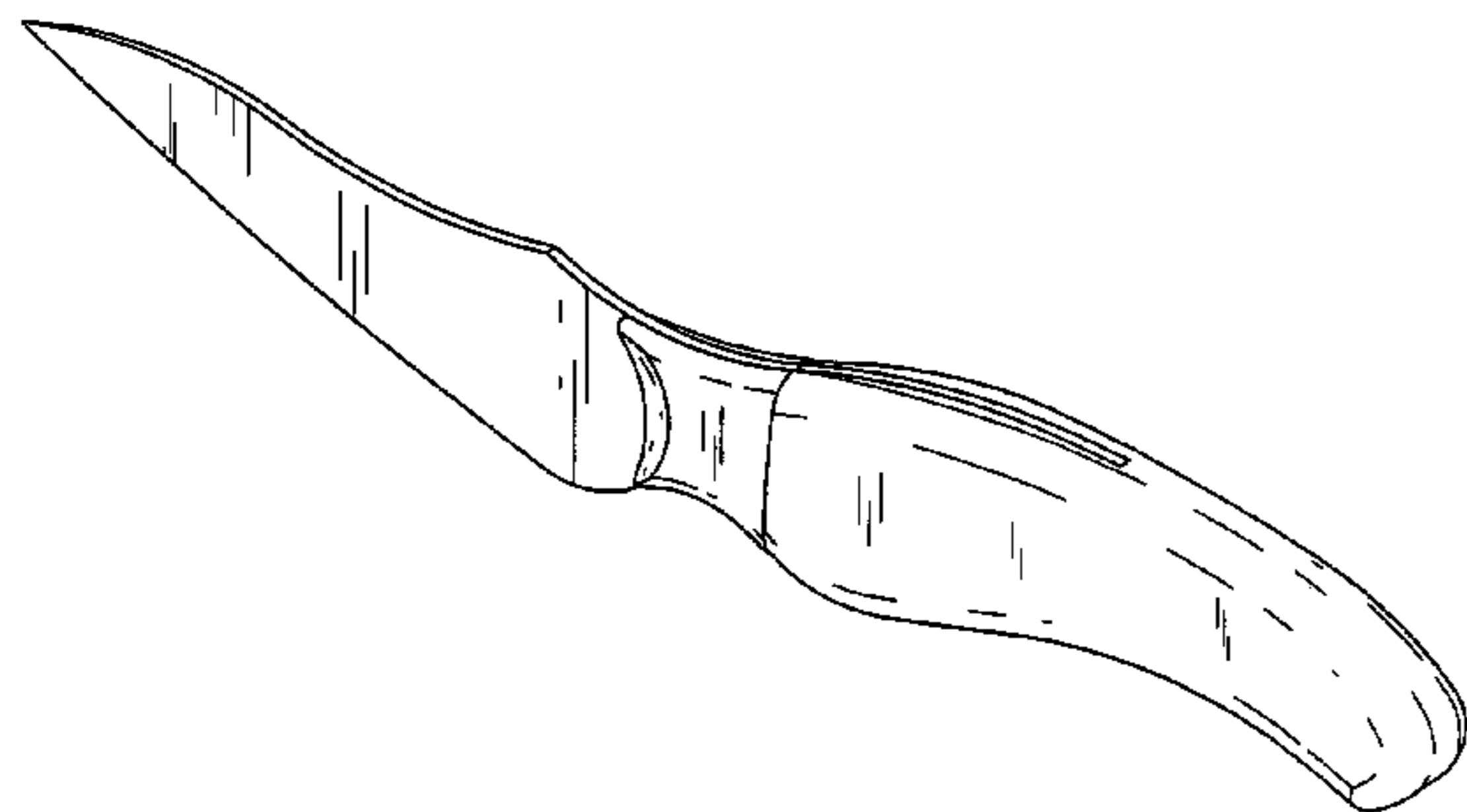
FIG. 4 is a top plan view thereof.

FIG. 5 is a right side elevational view thereof.

FIG. 6 is a bottom plan view thereof; and,

FIG. 7 is a left side elevational view thereof.

1 Claim, 3 Drawing Sheets



US D559,631 S

Page 2

U.S. PATENT DOCUMENTS

D486,718 S	2/2004	Goddert			
D494,426 S *	8/2004	Prokop	D7/652		
D497,522 S	10/2004	Reichenbach et al.			
D498,985 S *	11/2004	Kerr et al.	D7/649		* cited by examiner
				D507,469 S	7/2005 Prokop
				D513,927 S	1/2006 Chen
				D524,121 S *	7/2006 Loeb
					D7/649

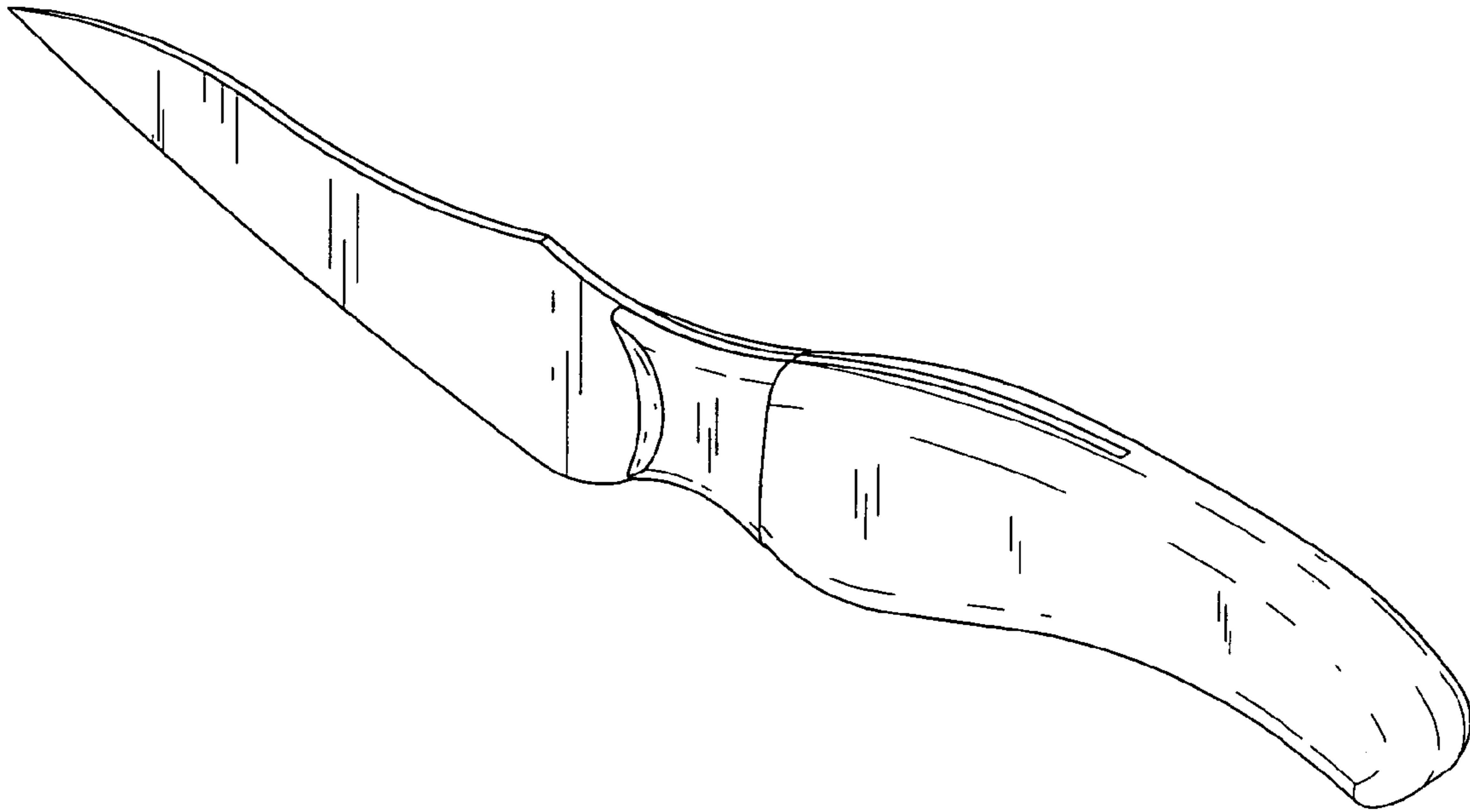


FIG. 1

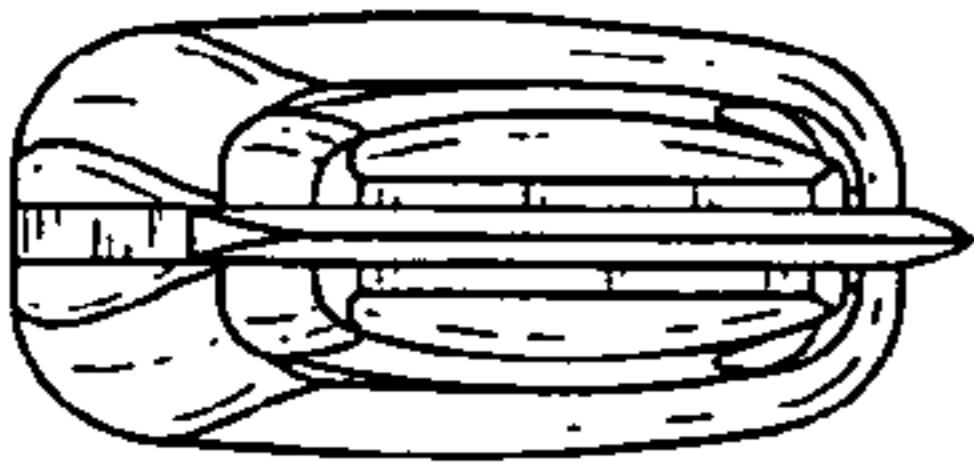


FIG. 2

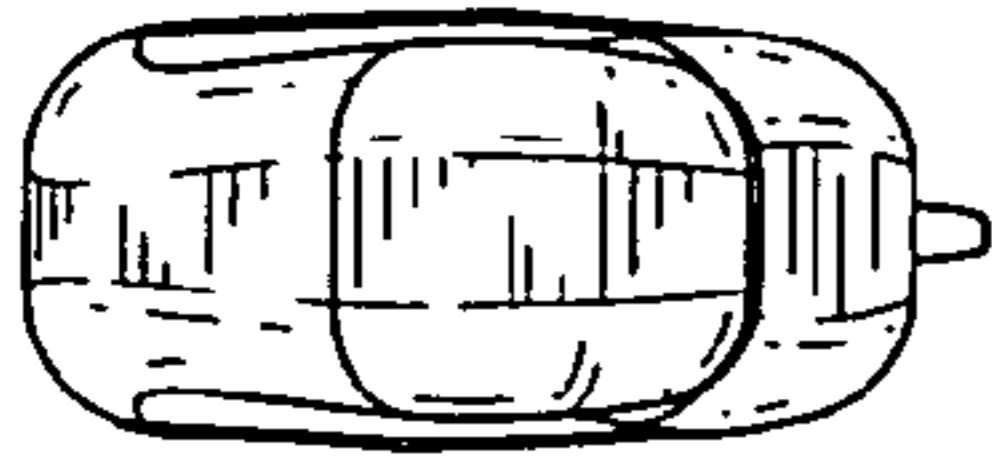


FIG. 3

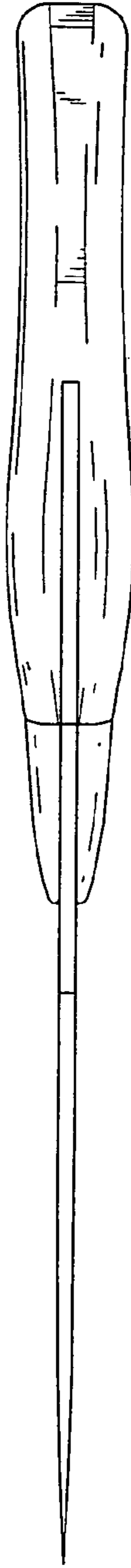


FIG. 4

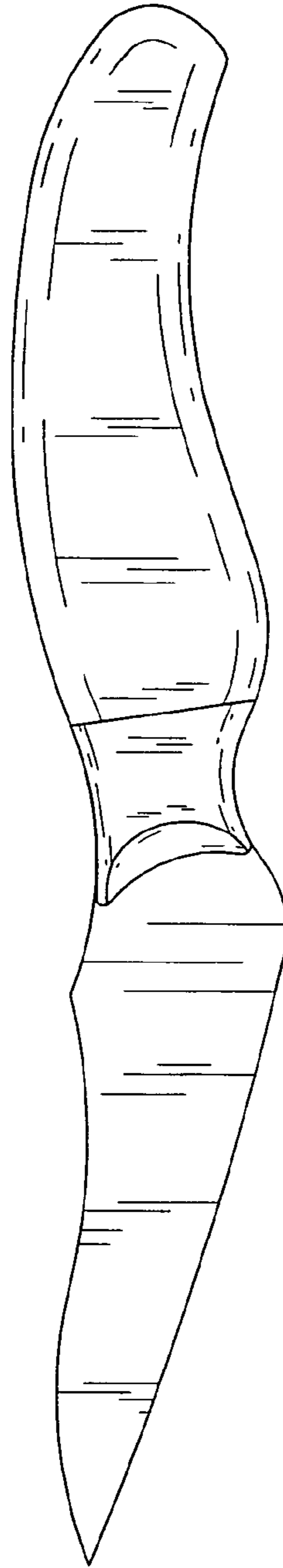


FIG. 5

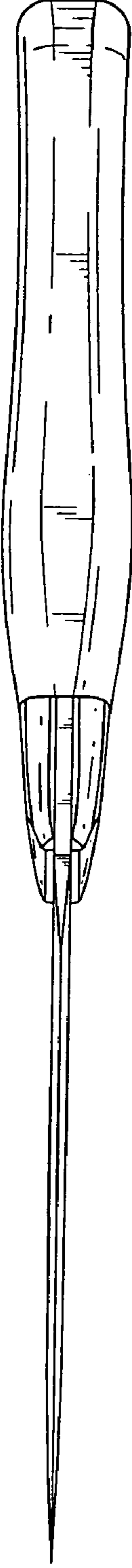


FIG. 6

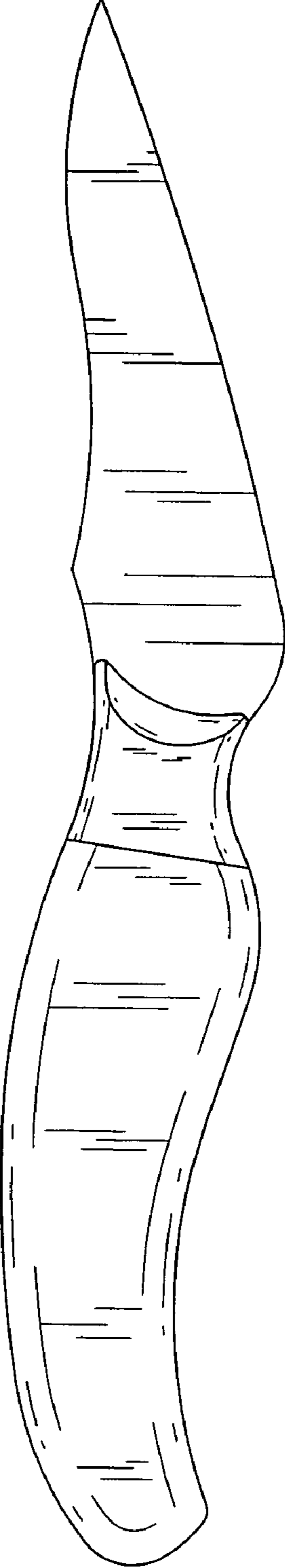


FIG. 7