



US00D559601S

(12) **United States Design Patent**
Williams

(10) **Patent No.:** **US D559,601 S**
(45) **Date of Patent:** **** Jan. 15, 2008**

(54) **SOAP DISPENSER**

(75) Inventor: **Emilie Williams**, Fishers, IN (US)

(73) Assignee: **Masco Corporation of Indiana**,
Indianapolis, IN (US)

(**) Term: **14 Years**

(21) Appl. No.: **29/279,435**

(22) Filed: **May 1, 2007**

(51) **LOC (8) Cl.** **06-04**

(52) **U.S. Cl.** **D6/542**

(58) **Field of Classification Search** D6/542-545;
221/282-283, 14, 173, 146.3, 628, 251, 181.1;
222/181.3; D9/682, 688, 690, 691, 448,
D9/449

See application file for complete search history.

(56) **References Cited**

U.S. PATENT DOCUMENTS

D466,588 S *	12/2002	Lord	D6/542
D479,075 S *	9/2003	Zhao	D6/542
D519,372 S *	4/2006	Hsieh	D6/542
D530,952 S *	10/2006	Lord	D6/542
D530,954 S *	10/2006	Snell	D6/542
D531,441 S *	11/2006	Soriano	D6/542

D537,666 S *	3/2007	Berberet	D6/542
D544,268 S *	6/2007	Greenspon	D6/542
D547,099 S *	7/2007	Williams	D6/542
D550,011 S *	9/2007	Kennard	D6/542

* cited by examiner

Primary Examiner—Brian N Vinson

(74) *Attorney, Agent, or Firm*—Leon E. Redman; Lloyd D. Doigan

(57) **CLAIM**

The ornamental design for a soap dispenser, as shown and described.

DESCRIPTION

FIG. 1 is a front perspective view of a soap dispenser showing my new design;

FIG. 2 is a front elevational view thereof;

FIG. 3 is a rear elevational view thereof;

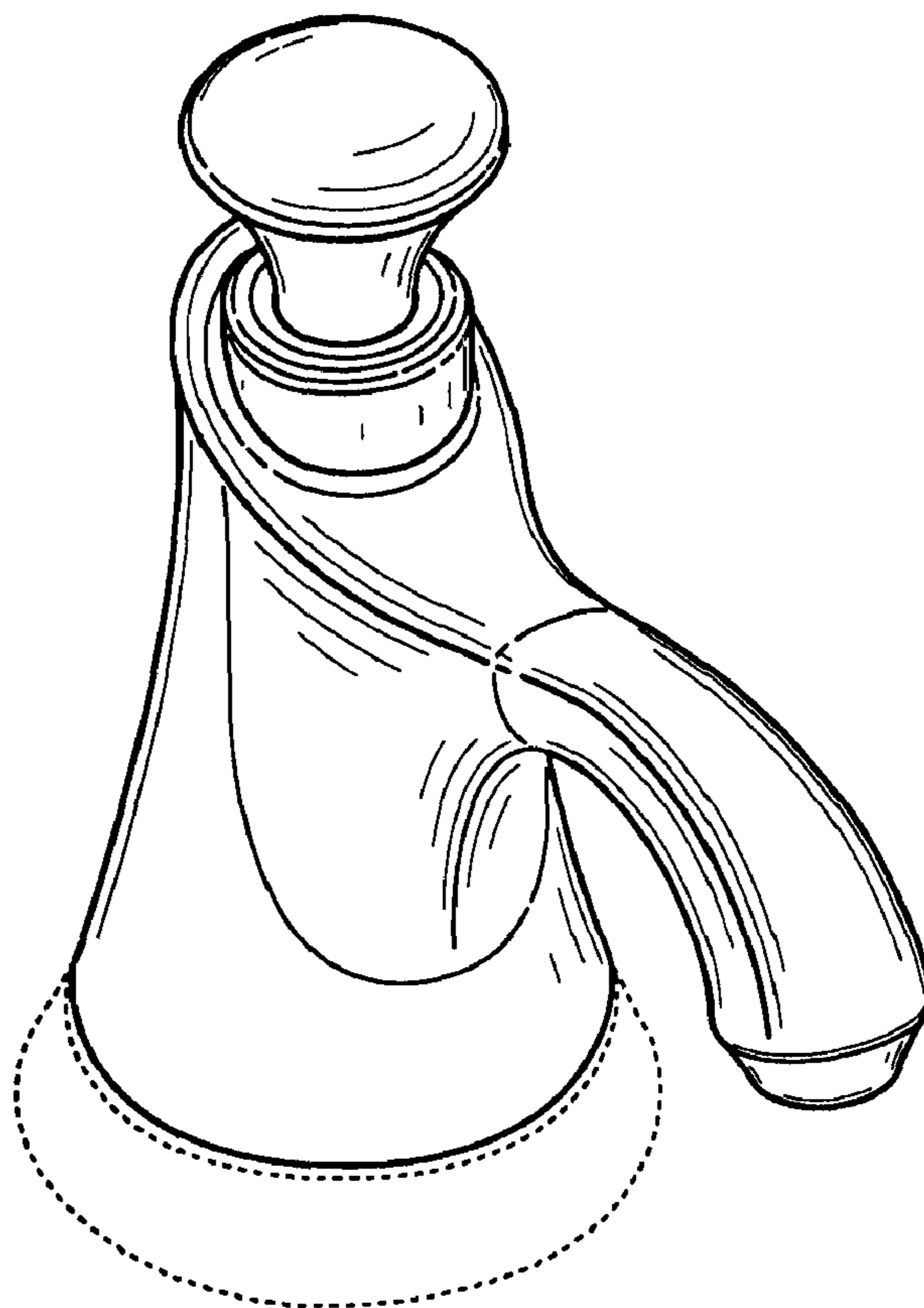
FIG. 4 is a right side elevational view thereof;

FIG. 5 is a left side elevational view thereof; and,

FIG. 6 is a top plan view thereof.

The broken lines in the Figures are for illustrative purposes only and form no part of the claimed design.

1 Claim, 6 Drawing Sheets



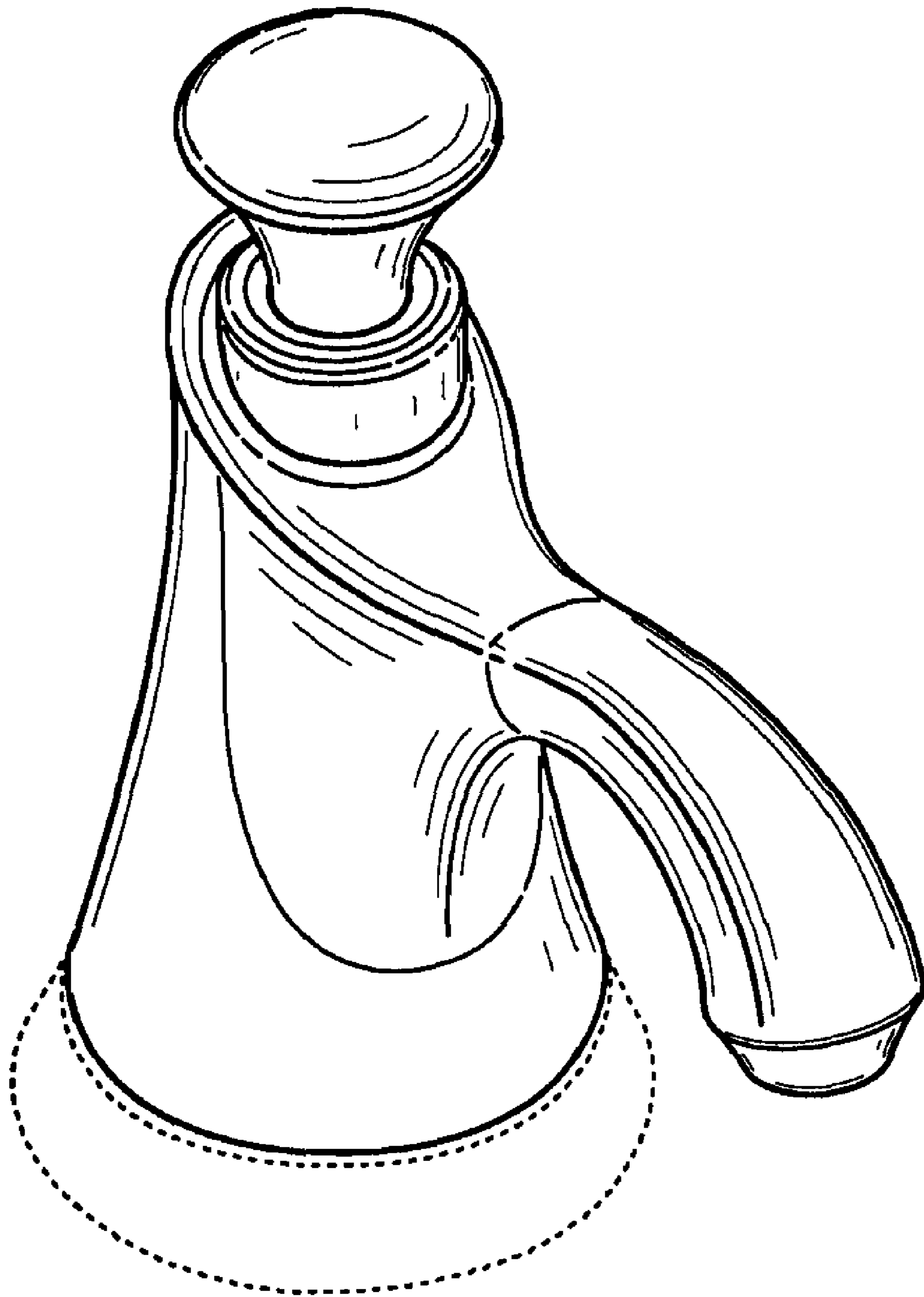


FIG. 1

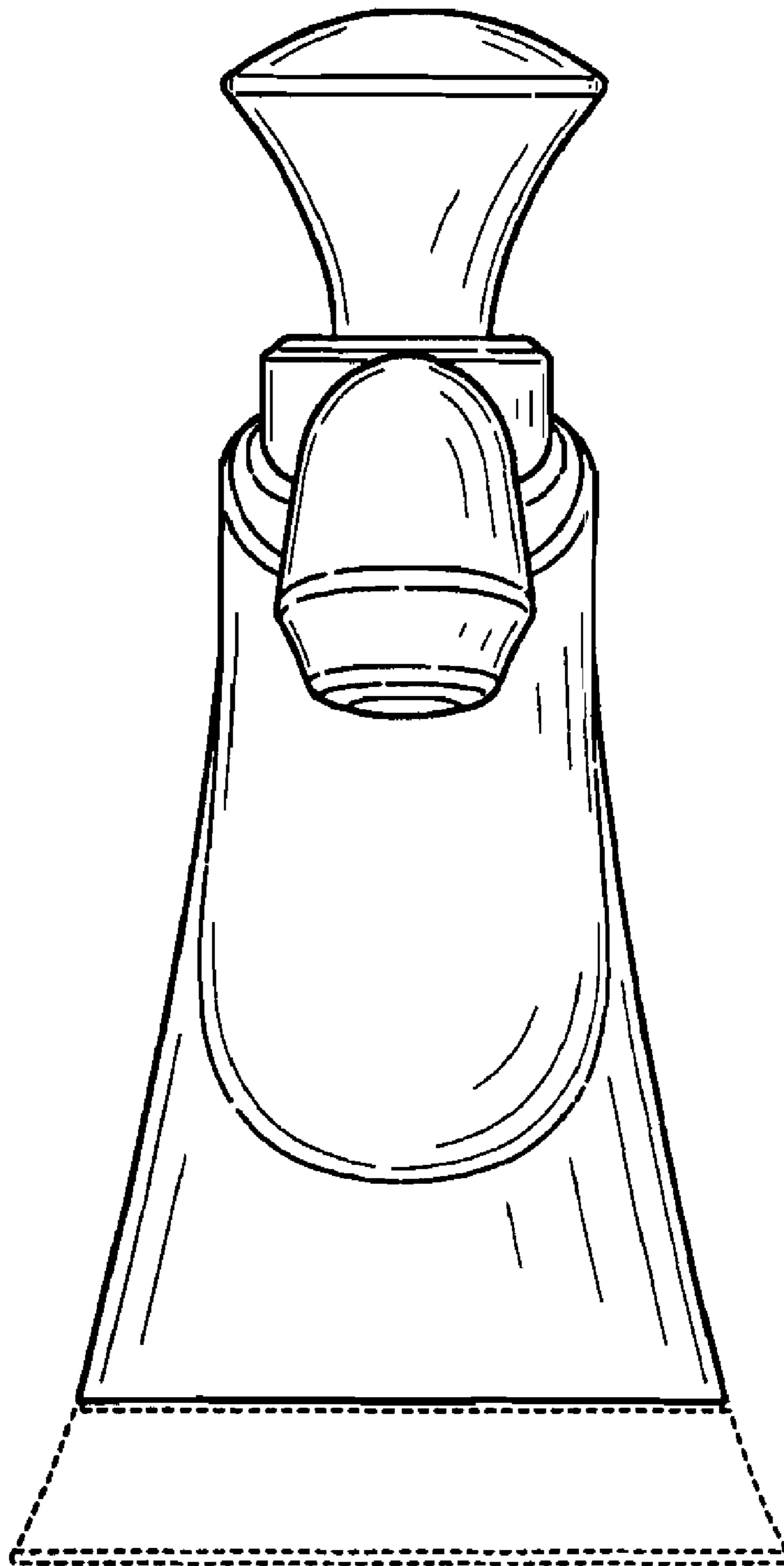


FIG. 2




FIG. 3




FIG. 4




FIG. 5

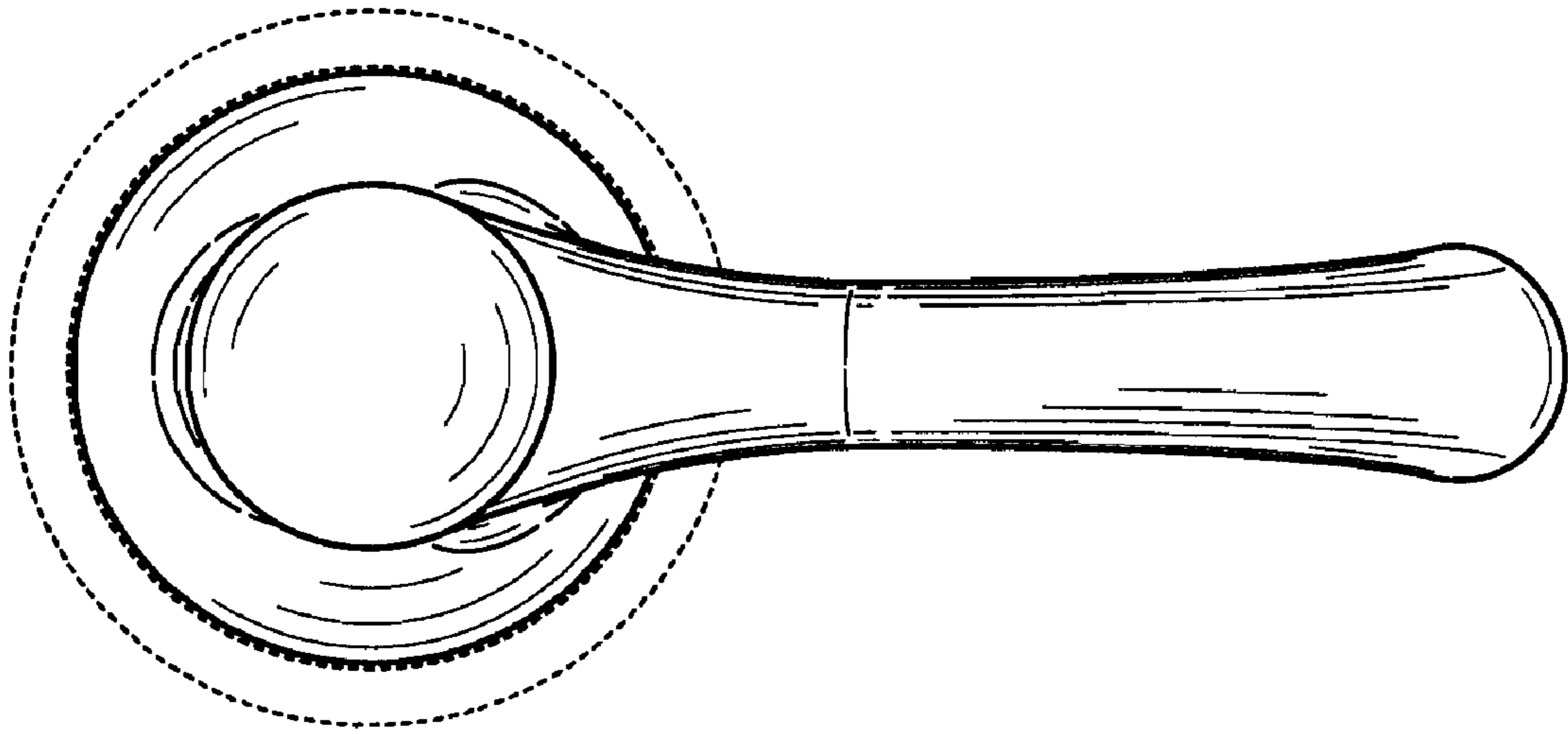


FIG. 6