



US00D559595S

(12) **United States Design Patent**  
**Sellars**

(10) **Patent No.:** **US D559,595 S**

(45) **Date of Patent:** **\*\* Jan. 15, 2008**

(54) **PRODUCT DISPLAY TRAY**

(75) Inventor: **John C. Sellars**, Wauwatosa, WI (US)

(73) Assignee: **Sellars Absorbent Materials, Inc.**,  
Milwaukee, WI (US)

(\*\*) Term: **14 Years**

(21) Appl. No.: **29/233,463**

(22) Filed: **Jun. 30, 2005**

(51) **LOC (8) Cl.** ..... **06-07**

(52) **U.S. Cl.** ..... **D6/511**

(58) **Field of Classification Search** ..... D6/410-415,  
D6/449, 407-408, 473, 515-517, 509-511;  
211/59.3, 59.2, 126, 128, 13; 206/524, 524.1;  
312/72, 35

See application file for complete search history.

(56) **References Cited**

**U.S. PATENT DOCUMENTS**

1,655,183 A \* 1/1928 Gibson ..... 206/83  
2,668,648 A \* 2/1954 Carlsen ..... 53/260  
D232,508 S \* 8/1974 Carlsen ..... D6/510

4,364,481 A \* 12/1982 Ricci ..... 211/184  
D290,670 S \* 7/1987 Nathan et al. .... D6/511  
4,785,944 A \* 11/1988 March ..... 211/59.2  
D384,229 S \* 9/1997 Verrangia ..... D6/509

\* cited by examiner

*Primary Examiner*—Caron D. Veynar

*Assistant Examiner*—Sydney R. Buffalow

(74) *Attorney, Agent, or Firm*—Fredrikson & Byron, P.A.

(57) **CLAIM**

The ornamental design for a product display tray, as shown and described.

**DESCRIPTION**

FIG. 1 is a perspective view of the product display tray of my design;

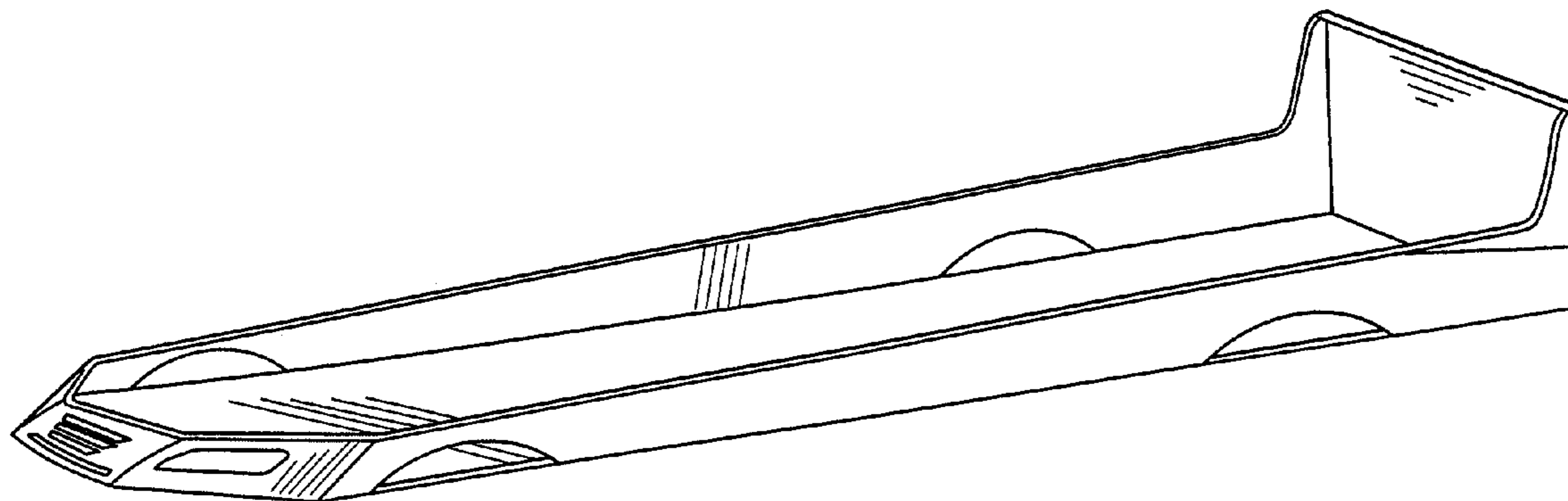
FIG. 2 is a top view of my design;

FIG. 3 is an enlarged front view of my design;

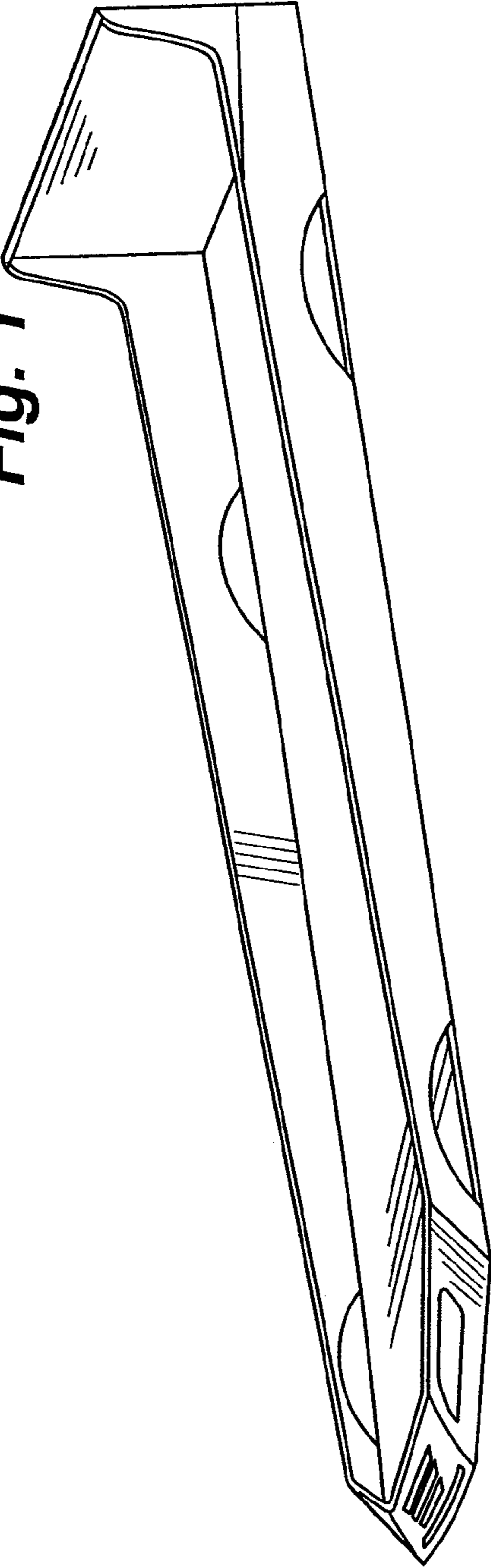
FIG. 4 is an enlarged back view of my design; and,

FIG. 5 is a bottom view of a my design.

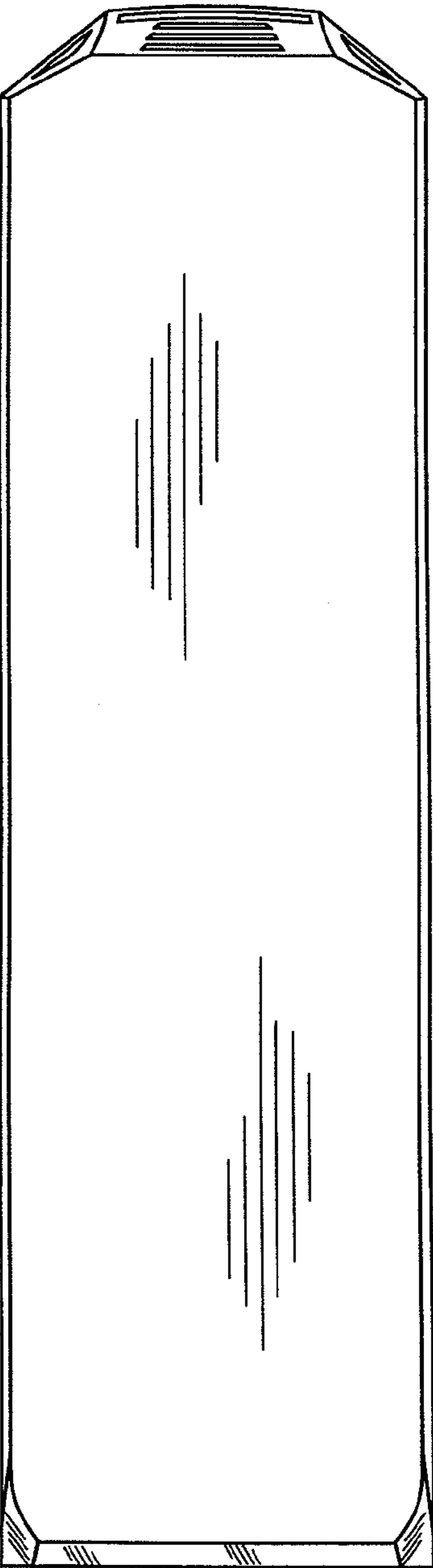
**1 Claim, 3 Drawing Sheets**



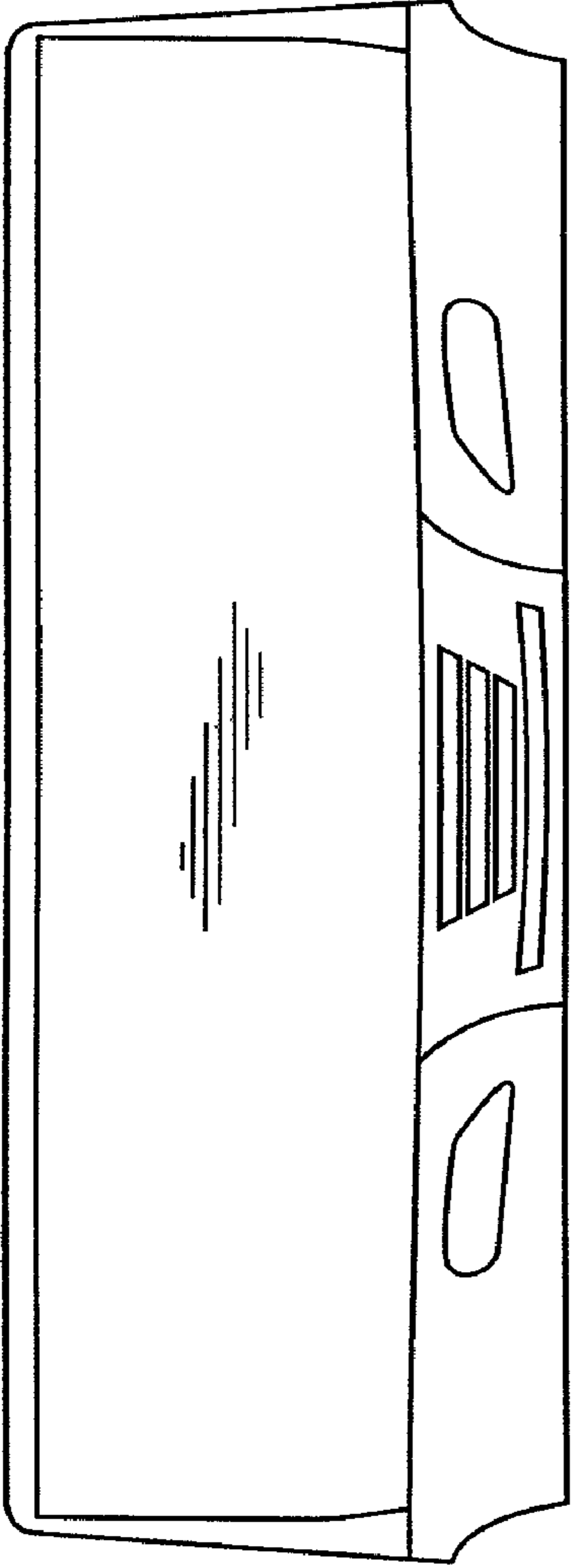
**Fig. 1**



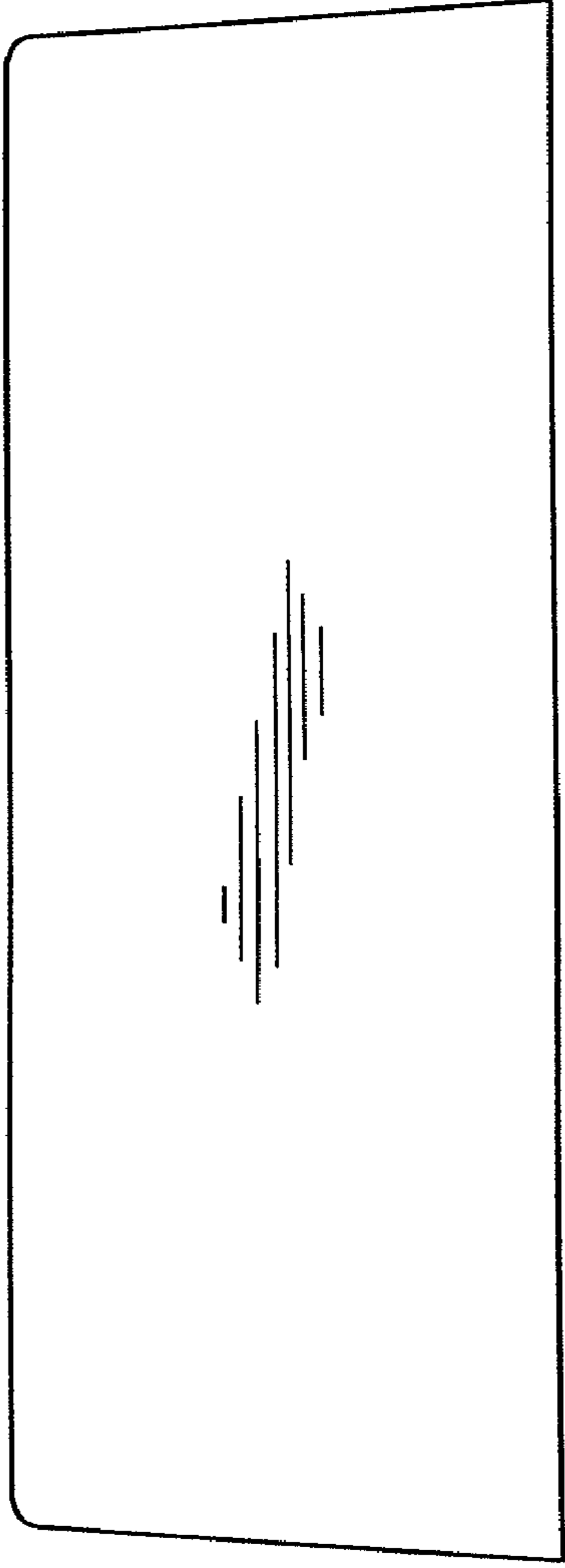
**Fig. 2**



**Fig. 3**



**Fig. 4**



**Fig. 5**

