



US00D559591S

(12) **United States Design Patent**  
**Thompson**

(10) **Patent No.:** **US D559,591 S**  
(45) **Date of Patent:** **\*\* Jan. 15, 2008**

(54) **FURNITURE COMPONENT**

(75) **Inventor:** **David W. Thompson**, New Albany, OH (US)

(73) **Assignee:** **American Signature, Inc.**, Columbus, OH (US)

(\*\*) **Term:** **14 Years**

(21) **Appl. No.:** **29/257,524**

(22) **Filed:** **Apr. 5, 2006**

(51) **LOC (8) Cl.** ..... **06-06**

(52) **U.S. Cl.** ..... **D6/495**

(58) **Field of Classification Search** ..... D6/382,  
D6/383, 389-395, 495, 503; 5/279.1, 280,  
5/281, 907; D25/126, 128, 129  
See application file for complete search history.

(56) **References Cited**

**U.S. PATENT DOCUMENTS**

D421,347 S *	3/2000	O'Hare	.....	D6/393
D423,246 S *	4/2000	Cain	.....	D6/393
D445,592 S *	7/2001	O'Hare et al.	.....	D6/393
D459,920 S *	7/2002	Sutton	.....	D6/497
D475,218 S *	6/2003	Schmitt	.....	D6/393

**OTHER PUBLICATIONS**

Spiegel, Spring 1985, p. 291. bed post.\*

\* cited by examiner

*Primary Examiner*—Janice E. Seeger

(74) *Attorney, Agent, or Firm*—Wood, Herron & Evans, L.L.P.

(57) **CLAIM**

The ornamental design for a furniture component, as shown and described.

**DESCRIPTION**

FIG. 1 is a front elevational view of a furniture component showing my new design.


FIG. 2 is an enlarged front elevational view thereof, with the right-side elevational view, left-side elevational view, and the rear elevational views thereof being identical.

FIG. 3 is a top plan view thereof; and,

FIG. 4 is a bottom plan view thereof.

The broken lines in FIG. 1 depict environment and form no part of the claimed design.

**1 Claim, 2 Drawing Sheets**






FIG. 1

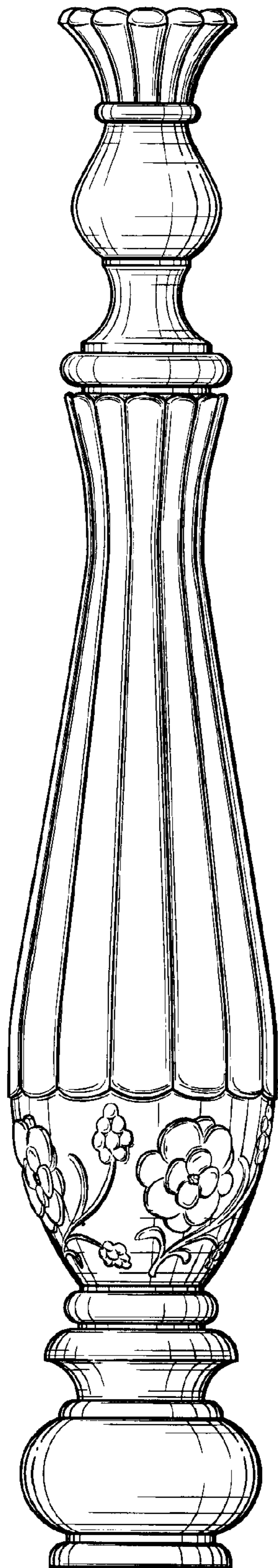


FIG. 2




FIG. 3

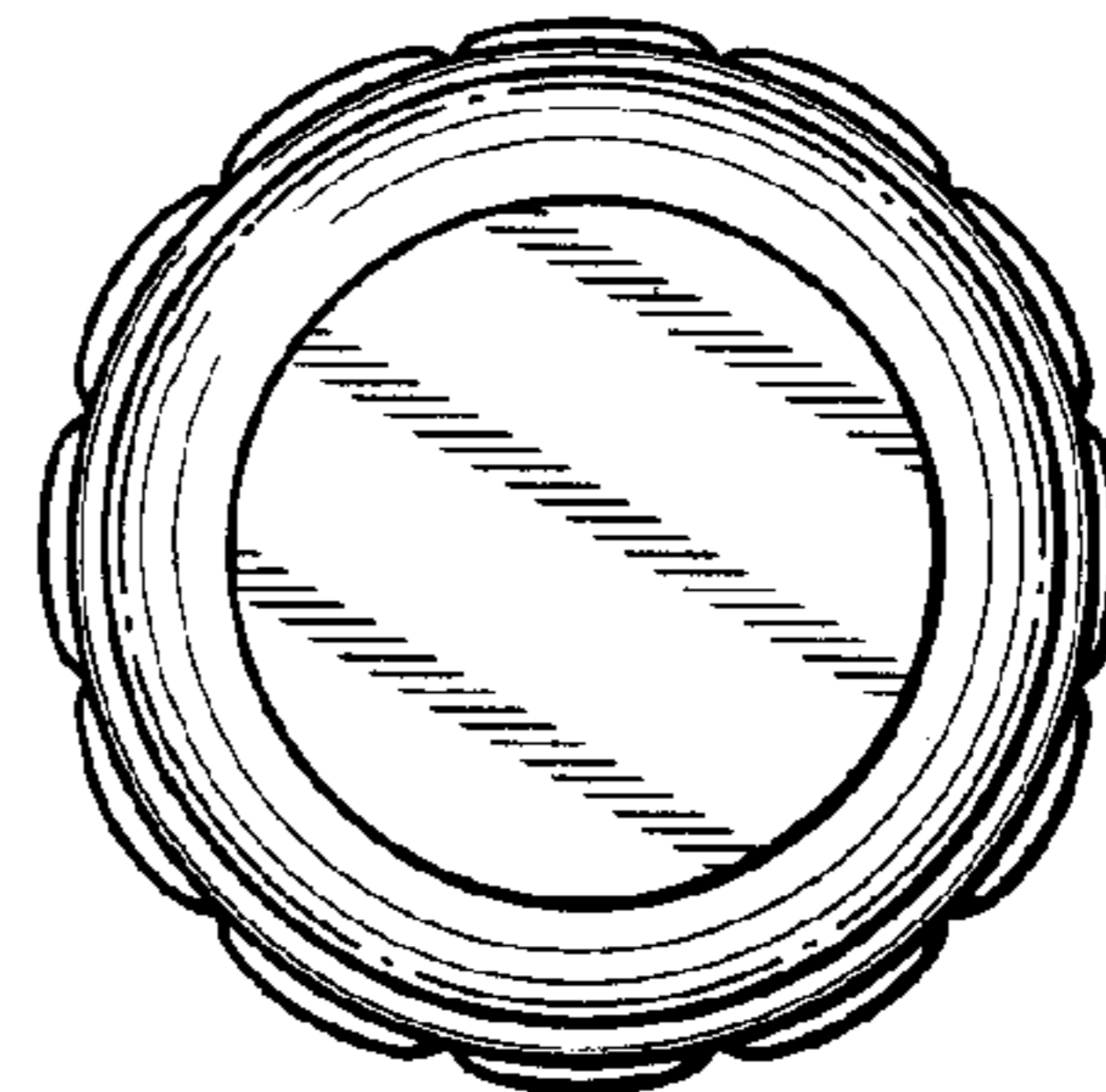


FIG. 4