



US00D559585S

(12) **United States Design Patent**
Lara

(10) **Patent No.:** **US D559,585 S**
(45) **Date of Patent:** **** Jan. 15, 2008**

- (54) **AUDIO/VIDEO CABINET**
- (75) Inventor: **Louis Lara**, Willington, FL (US)
- (73) Assignee: **Becker Designed, Inc.**, Chantilly, VA (US)
- (**) Term: **14 Years**
- (21) Appl. No.: **29/279,362**
- (22) Filed: **Apr. 27, 2007**
- (51) **LOC (8) Cl.** **06-04**
- (52) **U.S. Cl.** **D6/436**
- (58) **Field of Classification Search** D6/432-448, D6/470-472, 477-479; 312/7.2, 9.1, 114, 312/117, 118, 204, 224; 108/59; 211/41.41, 211/42, 74, 90.01, 133.1
See application file for complete search history.

- D542,059 S * 5/2007 Moyle et al. D6/479
- D547,297 S * 7/2007 Nakamura D6/477
- D548,488 S * 8/2007 Weatherly et al. D6/470

OTHER PUBLICATIONS

Ikea, Bonde Sideboard, p. 65, 2002.
 Ikea Kitchen Catalog, Varde Counter Storage Unit (#4), p. 30, 2002.
 Ikea, Varde Counter Storage Unit, p. 129, 2003.
 Furniture Toda, Ampag Curio, p. 222, Oct. 14, 2002.
 Furniture Today, Ampag Chest, p. 131, Apr. 1, 2003.
 Soundwood Furniture model SW81 audio/video cabinet—on sale at least as early as Sep. 7, 2005.

* cited by examiner

Primary Examiner—Mimosa De
 (74) *Attorney, Agent, or Firm*—Design IP

(56) **References Cited**

U.S. PATENT DOCUMENTS

- D46,248 S 8/1914 Curtis
- D127,831 S * 6/1941 Pahlmann D6/435
- D259,316 S 5/1981 Offredi
- D271,733 S 12/1983 Daventry
- D301,419 S 6/1989 Rosen
- D347,753 S 6/1994 Pauer et al.
- D365,472 S 12/1995 Rehnberg
- D378,717 S 4/1997 Lenger
- D400,732 S 11/1998 Paus
- D440,431 S * 4/2001 Alexandersson D6/446
- D446,047 S 8/2001 Stone et al.
- D446,405 S 8/2001 Sabo et al.
- D448,203 S 9/2001 Jeup
- D450,488 S 11/2001 Stone et al.
- D455,027 S 4/2002 Hokanson
- D462,008 S 8/2002 Stone et al.
- D481,558 S * 11/2003 Milligan D6/470
- D499,274 S 12/2004 Juneau et al.
- D499,582 S 12/2004 McDiarmid
- D507,428 S * 7/2005 Weatherly D6/437
- D521,776 S * 5/2006 Moyle et al. D6/479
- D522,773 S 6/2006 Becker
- D528,827 S 9/2006 Becker
- D534,379 S * 1/2007 Juneau D6/477

(57) **CLAIM**

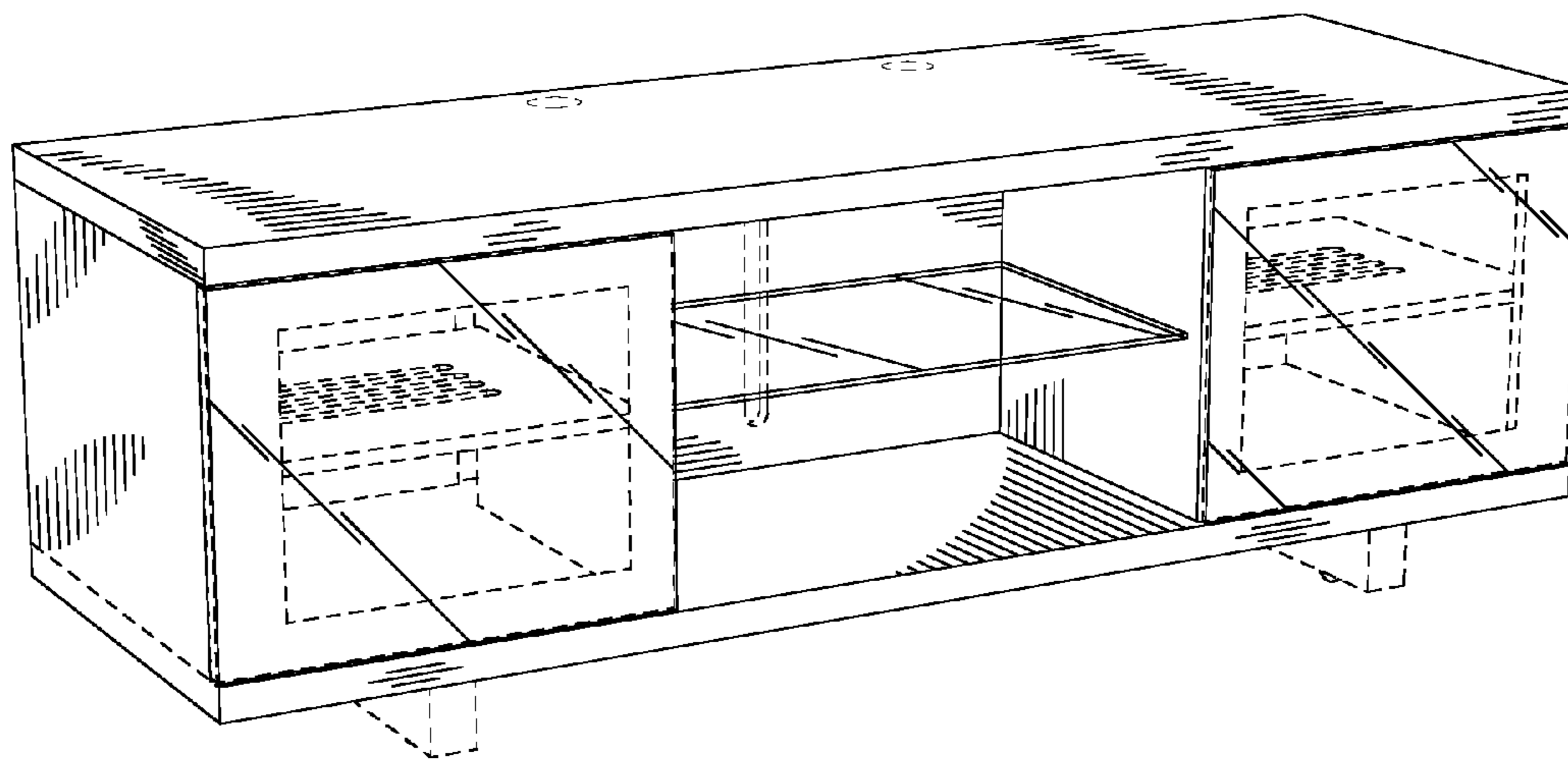
The ornamental design for an audio/video cabinet, as shown and described.

DESCRIPTION

FIG. 1 is a perspective view of an audio/video cabinet showing my new design;
 FIG. 2 is a front orthographic view thereof;
 FIG. 3 is a top orthographic view thereof;
 FIG. 4 is a right side orthographic view thereof; and,
 FIG. 5 is a left orthographic view thereof.

The broken lines shown in FIGS. 1-5 are included for the purpose of illustrating environmental elements only and form no part of the claimed design. Elements that are shaded for transparency in FIGS. 1 and 2 may be either transparent or translucent. In accordance with USPTO drawing convention, elements (both claimed and environmental) located behind elements shaded for transparency are visible in FIGS. 1 and 2. It should be understood that such elements may be partially obscured in an embodiment of the claimed design in which the elements that are shaded for transparency are translucent. The rear and bottom views are omitted and form no part of the claimed design.

1 Claim, 5 Drawing Sheets



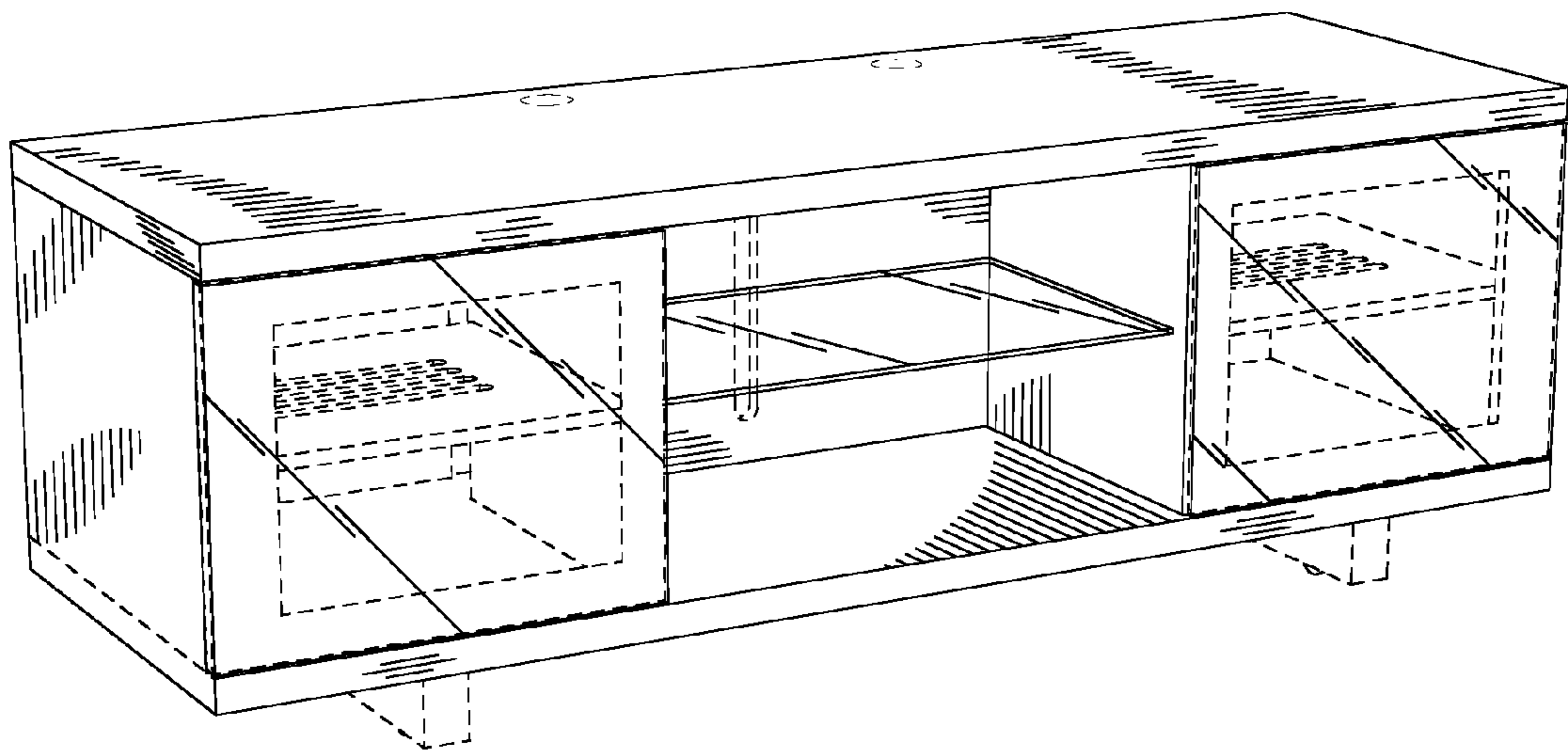


Fig. 1

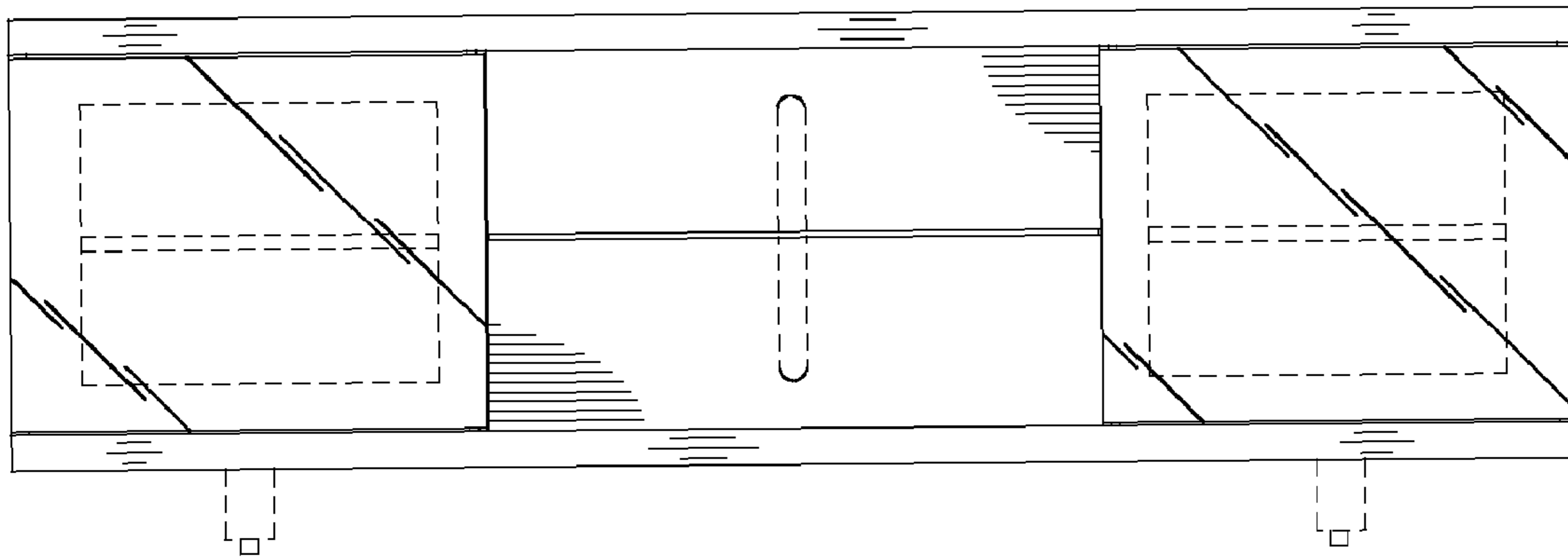


Fig. 2




Fig. 3

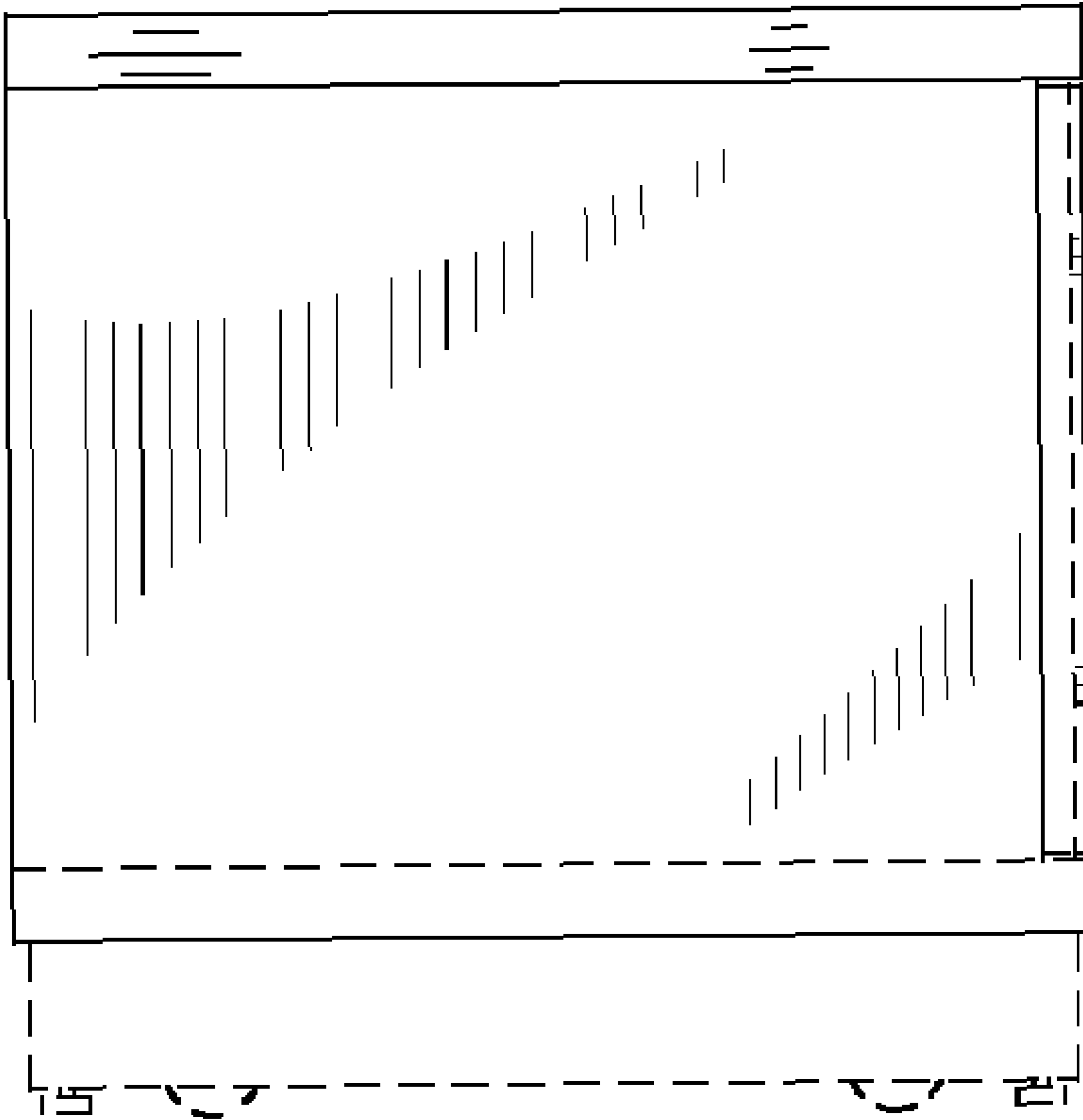


Fig. 4

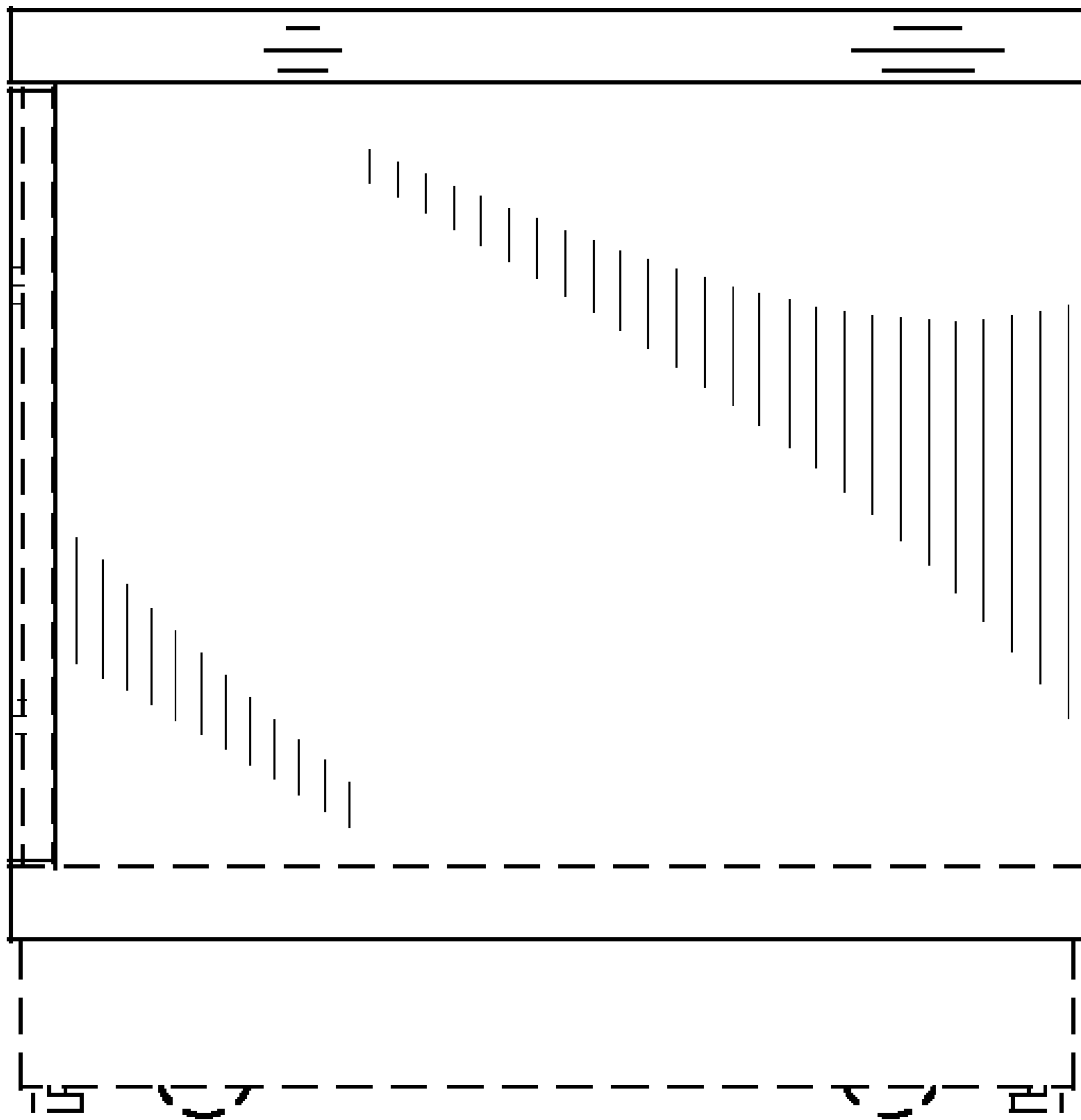


Fig. 5