



US00D559564S

(12) **United States Design Patent**
Bakker et al.

(10) **Patent No.:** **US D559,564 S**
(45) **Date of Patent:** **** Jan. 15, 2008**

(54) **OFFICE PARTITION PANEL**
(75) Inventors: **Mitchell Bakker**, Holland, MI (US);
Aaron M. DeJule, Chicago, IL (US)
(73) Assignee: **Kimball International, Inc.**, Jasper, IN
(US)

D242,100 S 11/1976 Casey
3,990,204 A * 11/1976 Haworth et al. 52/239
4,068,700 A * 1/1978 Legler 160/351
4,085,789 A * 4/1978 Steiner et al. 160/135
4,121,645 A * 10/1978 Behr 160/135
4,161,850 A * 7/1979 Peterson et al. 52/65
4,194,313 A * 3/1980 Downing 40/610

(**) Term: **14 Years**

(Continued)

(21) Appl. No.: **29/247,248**

Primary Examiner—Sandra Snapp
(74) *Attorney, Agent, or Firm*—Baker & Daniels LLP

(22) Filed: **Jun. 8, 2006**

(57) **CLAIM**

(51) **LOC (8) Cl.** **06-01**
(52) **U.S. Cl.** **D6/332**
(58) **Field of Classification Search** D6/332,
D6/396, 421, 449, 462, 509, 397; D20/10;
D25/58; D14/307; 108/60, 61; 211/134,
211/180; 312/4-6, 406, 265.5, 265.6; 52/238.1,
52/239; 160/130, 131, 135, 351, 352, 353,
160/371, DIG. 9
See application file for complete search history.

The ornamental design for an office partition panel, as shown and described.

DESCRIPTION

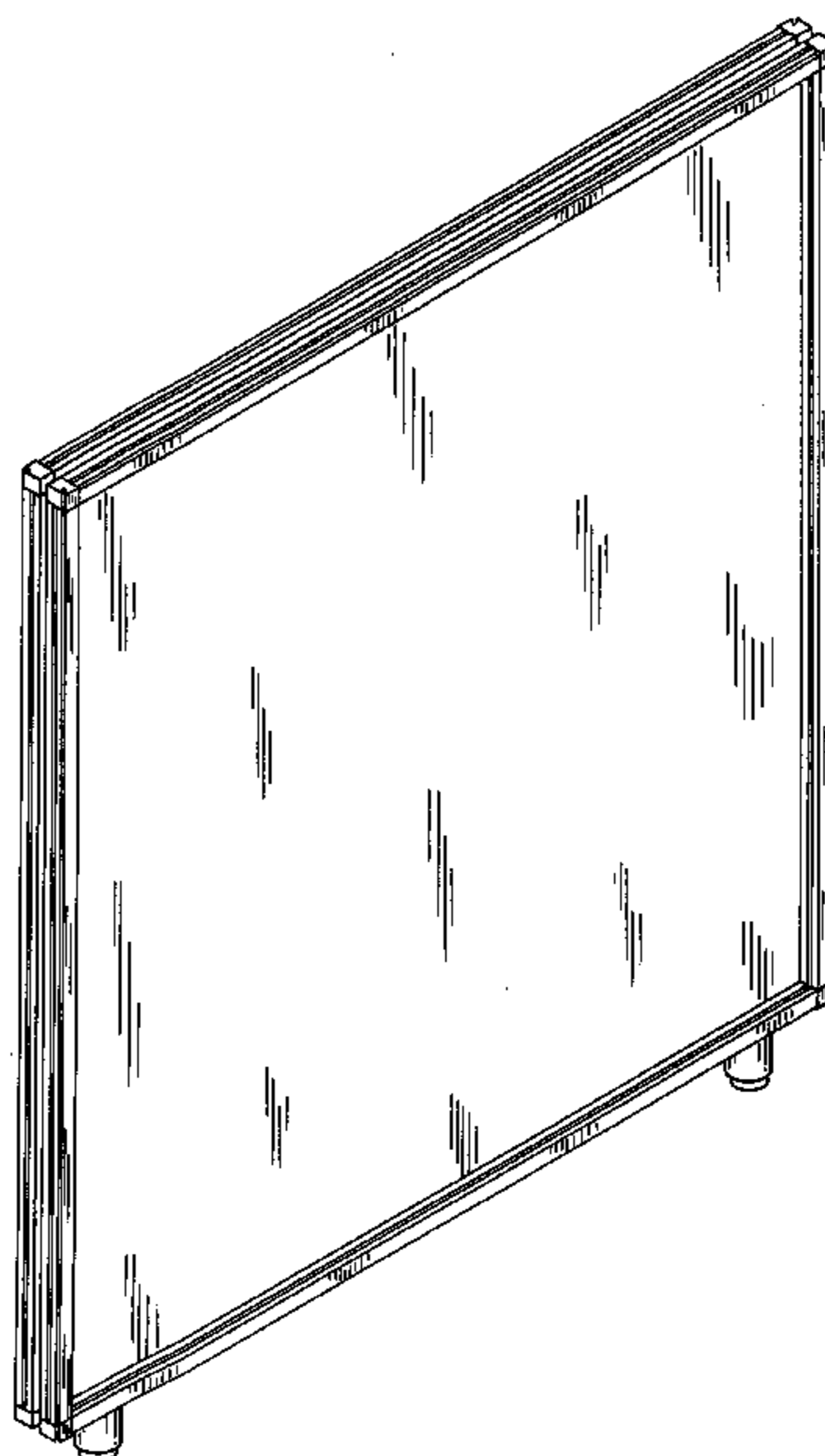
(56) **References Cited**

U.S. PATENT DOCUMENTS

D135,362 S 3/1943 Myers
2,636,224 A 4/1953 Murdoch et al.
2,781,558 A 2/1957 Tarzia
2,823,744 A 2/1958 Garris
2,914,872 A * 12/1959 Goodrich 40/124
D197,159 S * 12/1963 Nelson et al. D6/409
3,370,389 A 2/1968 Macaluso
3,371,454 A 3/1968 Anderson
3,592,288 A * 7/1971 Walter 181/30
3,592,289 A * 7/1971 Aysta et al. 160/135
3,691,709 A 9/1972 Ostborg
3,768,222 A * 10/1973 Birum, Jr. 52/239
3,978,631 A * 9/1976 Diersing 52/239

FIG. 1 is a front perspective view of an office partition panel according to a first embodiment of my new design, including an opaque panel insert;
FIG. 2 is a front/rear view thereof, wherein the front and rear views are identical;
FIG. 3 is a right/left side view thereof, wherein the left and right side views are identical; and
FIG. 4 is a top view thereof;
FIG. 5 is a front perspective view of an office partition panel according to a second embodiment of my new design, including an opaque panel insert;
FIG. 6 is a front/rear view thereof, wherein the front and rear views are identical;
FIG. 7 is a right/left side view thereof, wherein the left and right side views are identical; and,
FIG. 8 is a top view thereof.

1 Claim, 6 Drawing Sheets



US D559,564 S

Page 2

U.S. PATENT DOCUMENTS

D255,196 S	6/1980	Durrant	D422,796 S *	4/2000	Milligan et al.	D6/332
4,535,577 A	8/1985	Tenser et al.	D427,783 S	7/2000	Luedke	
4,606,394 A *	8/1986	Bannister	D431,913 S	10/2000	Rowan	
4,631,881 A *	12/1986	Charman	D442,398 S	5/2001	Waisbrod	
4,635,417 A *	1/1987	Larouche	6,260,324 B1	7/2001	Miedema et al.	
D296,619 S	7/1988	Charman	6,349,516 B1	2/2002	Powell et al.	
D299,985 S	2/1989	Helstab	6,389,773 B1	5/2002	Reuter et al.	
4,843,675 A	7/1989	Diamantis	6,430,880 B1	8/2002	Kemeny	
4,949,490 A *	8/1990	Miller	6,533,019 B1	3/2003	King et al.	
4,958,671 A *	9/1990	Bove	D473,385 S *	4/2003	Joergensen	D6/332
5,056,577 A *	10/1991	DeLong et al.	D479,883 S *	9/2003	Gresham et al.	D25/58
5,097,643 A *	3/1992	Wittler	D481,466 S *	10/2003	Mueller et al.	D25/58
5,207,037 A	5/1993	Giles et al.	D484,336 S	12/2003	Hansen et al.	
D358,662 S	5/1995	Good	6,658,805 B1	12/2003	Yu et al.	
5,431,210 A	7/1995	Nelson et al.	D485,080 S *	1/2004	Stewich	D6/332
D363,997 S	11/1995	Nomura	6,684,929 B2	2/2004	MacDonald et al.	
5,486,391 A *	1/1996	Tyner	6,775,953 B2	8/2004	Burken et al.	
5,561,960 A *	10/1996	Minnick et al.	D496,798 S	10/2004	Berg et al.	
D382,736 S	8/1997	Kopish	D500,604 S	1/2005	Ashby	
D395,365 S *	6/1998	Verbeek et al.	D511,258 S	11/2005	Sandy	
D397,562 S *	9/1998	DePottay et al.	7,051,482 B2	5/2006	MacDonald et al.	
D402,047 S	12/1998	Sadovenko	D524,063 S *	7/2006	Berg et al.	D6/332
D402,476 S	12/1998	Thorp et al.	2003/0154672 A1	8/2003	Spransy et al.	
5,852,904 A	12/1998	Yu et al.	2005/0000168 A1	1/2005	Wright	
6,009,930 A *	1/2000	Jantschek				

* cited by examiner

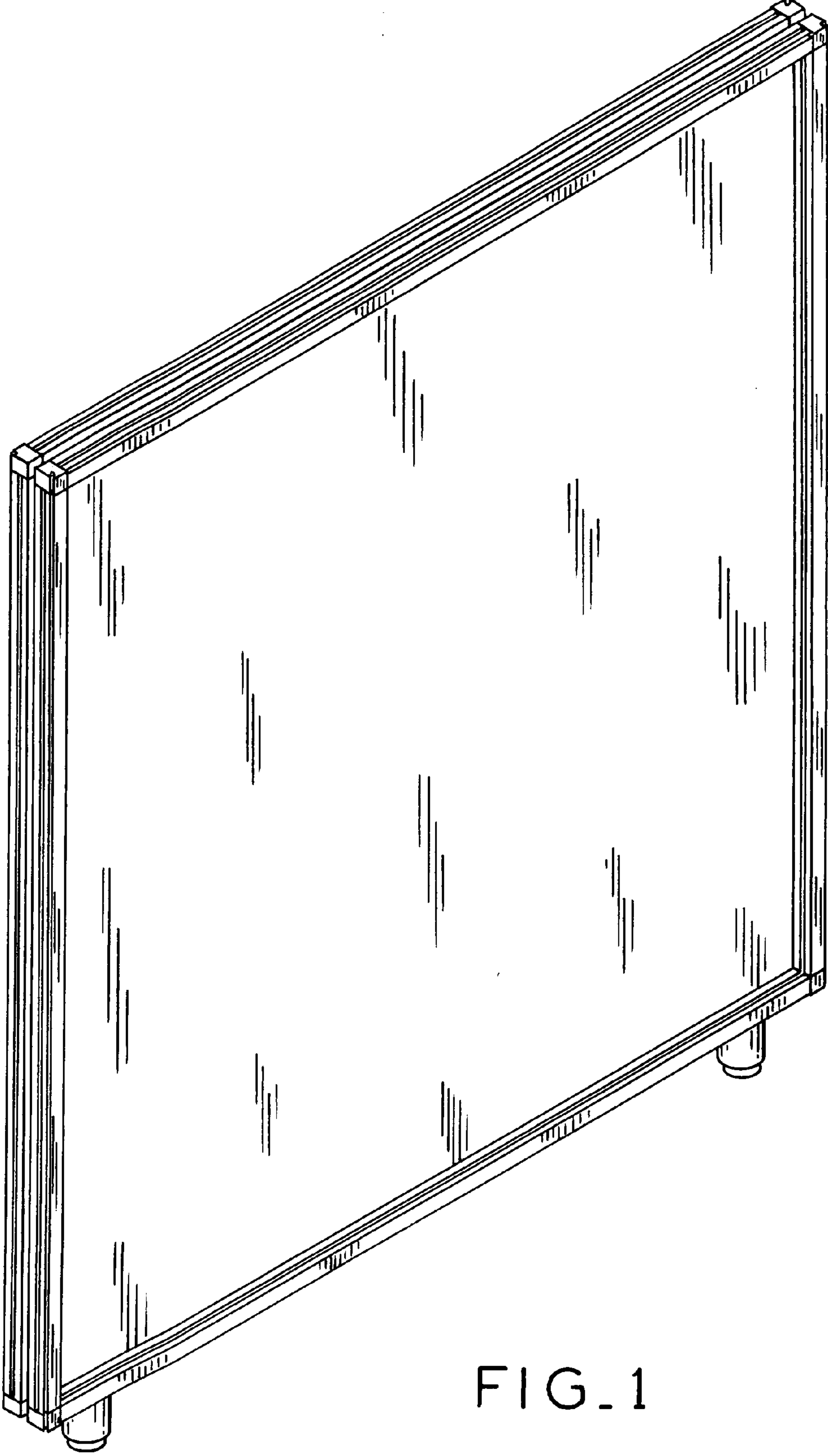


FIG. 1




FIG. 2



FIG. 3




FIG. 4

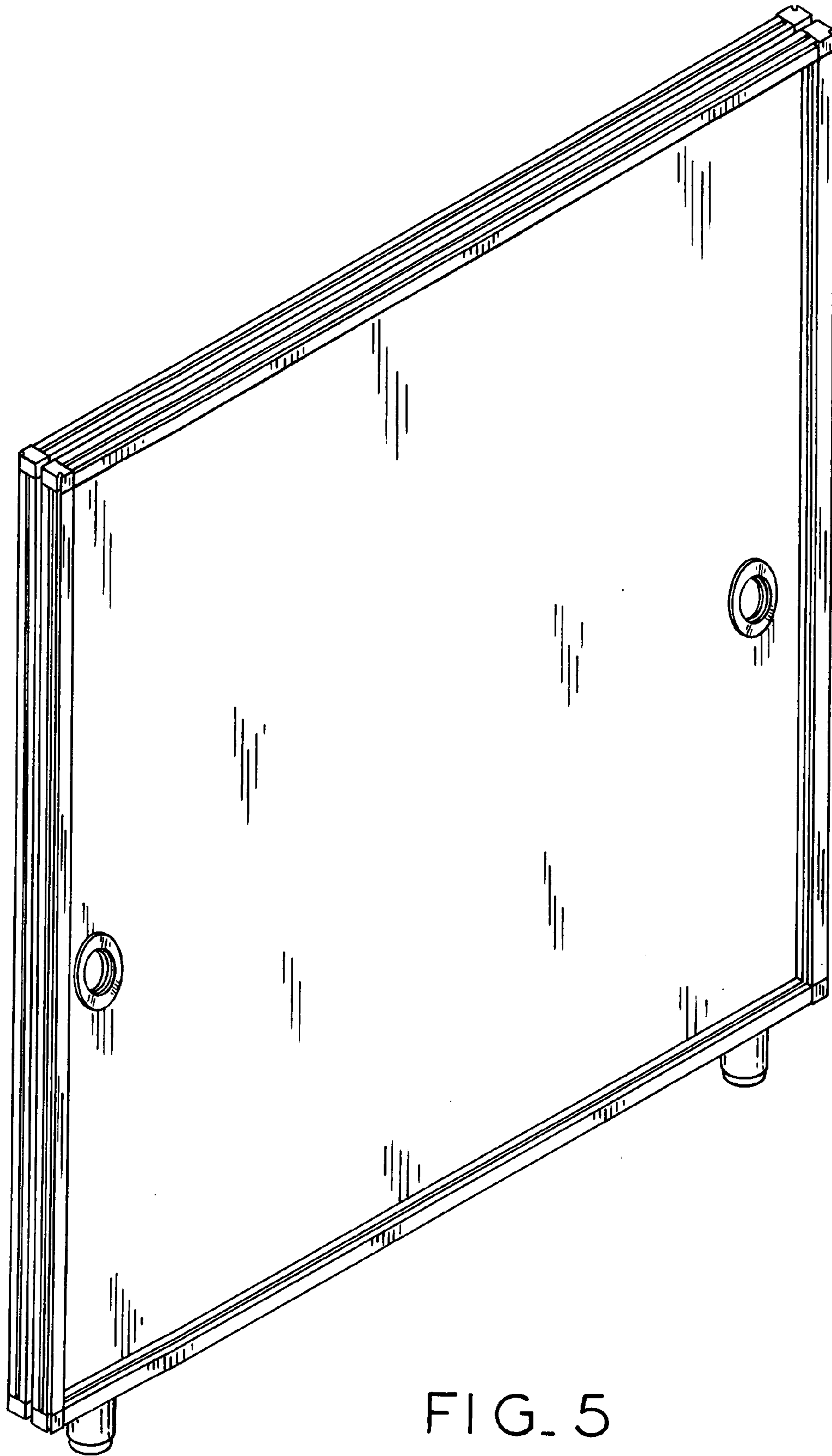


FIG. 5

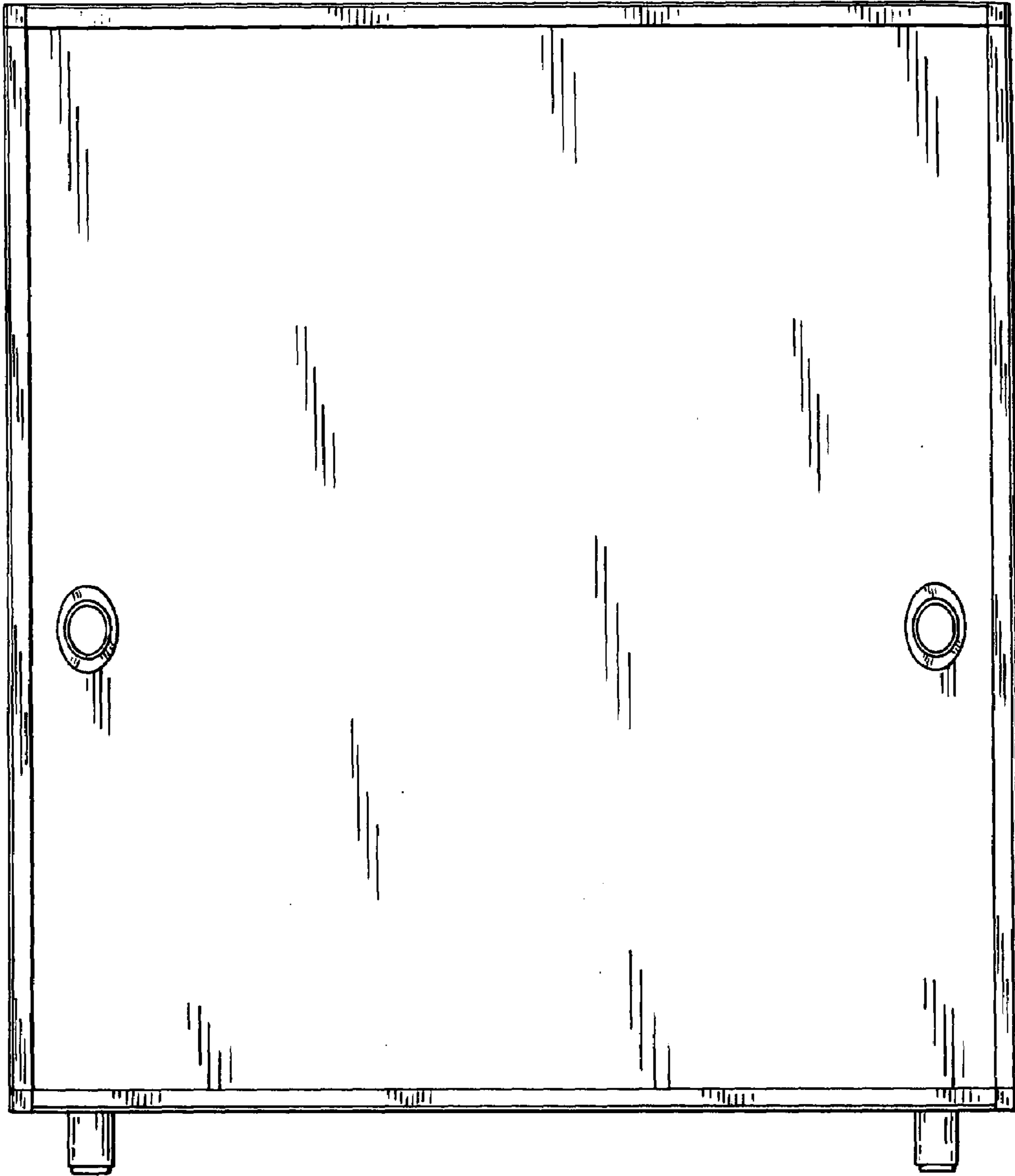


FIG. 6




FIG. 7




FIG. 8