

US00D559558S

(12) **United States Design Patent**
Mischel, Jr.

(10) **Patent No.:** **US D559,558 S**

(45) **Date of Patent:** **** *Jan. 15, 2008**

(54) **BACKLIT MIRROR WITH TV**

(75) Inventor: **James Vernon Mischel, Jr.**, Seattle,
WA (US)

(73) Assignee: **Electric Mirror, L.L.C.**, Edmonds, WA
(US)

(*) Notice: This patent is subject to a terminal dis-
claimer.

(**) Term: **14 Years**

(21) Appl. No.: **29/266,211**

(22) Filed: **Sep. 14, 2006**

(51) **LOC (8) Cl.** **06-04**

(52) **U.S. Cl.** **D6/300**

(58) **Field of Classification Search** D6/300-314,
D6/444; D20/10; 40/700, 735, 738, 744,
40/798, 732, 124; D28/64.1; 250/492.23;
D19/52; D14/129; D11/52

See application file for complete search history.

(56) **References Cited**

U.S. PATENT DOCUMENTS

501,262	A	*	7/1893	Walker	40/735
D114,451	S		4/1939	Lazarus		
D141,640	S	*	6/1945	Mandl	D6/303
3,786,584	A	*	1/1974	Holson	40/124
D239,998	S	*	5/1976	Barber	D6/300
D327,370	S	*	6/1992	Mittelstrass	D6/301
D339,921	S		10/1993	Nourse		
D345,379	S		3/1994	Chan		
D346,907	S	*	5/1994	Howell	D6/310
5,367,802	A	*	11/1994	Rosenberg	40/732
D370,353	S	*	6/1996	Valls et al.	D6/300

D382,121	S	*	8/1997	Otto	D6/302
D390,010	S	*	2/1998	Fry	D6/302
D403,166	S	*	12/1998	Parker	D6/307
D405,473	S		2/1999	Tikhonski et al.		
D433,573	S		11/2000	Rochon		
D437,121	S	*	2/2001	Henry et al.	D6/302
D527,914	S	*	9/2006	Sakaguchi	D6/301

* cited by examiner

Primary Examiner—Caron D. Veynar

Assistant Examiner—Sydney R Buffalow

(74) *Attorney, Agent, or Firm*—Christensen O'Connor
Johnson Kindness PLLC

(57) **CLAIM**

The ornamental design for a backlit mirror with TV, as
shown and described.

DESCRIPTION

FIG. 1 is a perspective view of a backlit mirror with TV,
showing my new design;

FIG. 2 is a front view thereof;

FIG. 3 is a left side view and a right side view thereof;

FIG. 4 is a top view and a bottom view thereof;

FIG. 5 is a back view thereof;

FIG. 6 is a perspective view of a second embodiment of a
backlit mirror with TV, showing my new design;

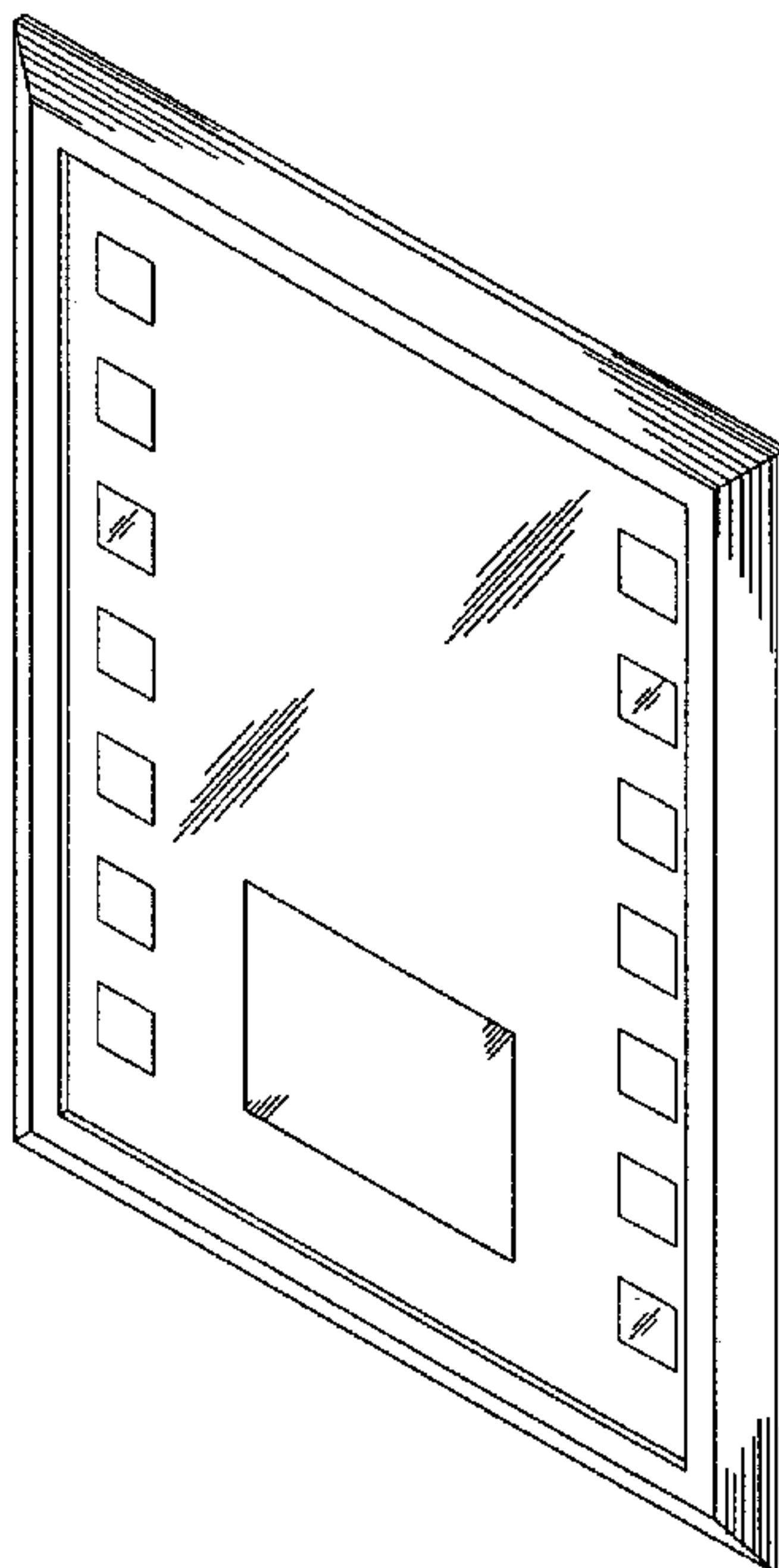
FIG. 7 is a front view thereof;

FIG. 8 is a left side view and a right side view thereof;

FIG. 9 is a top view and a bottom view thereof; and,

FIG. 10 is a back view thereof.

1 Claim, 6 Drawing Sheets






Fig. 1.




Fig. 2.



Fig. 3.




Fig. 4.




Fig. 5.

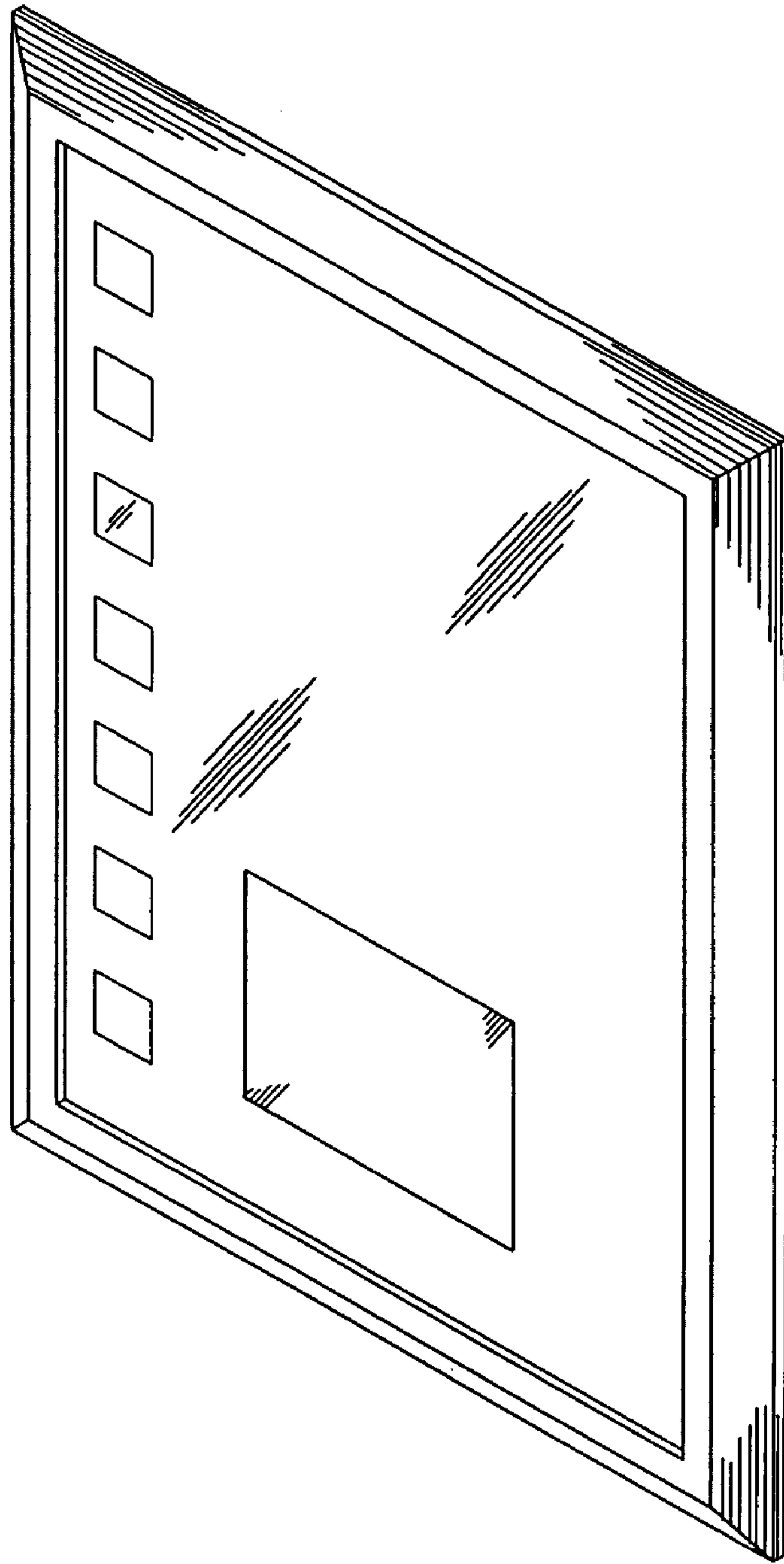


Fig. 6.

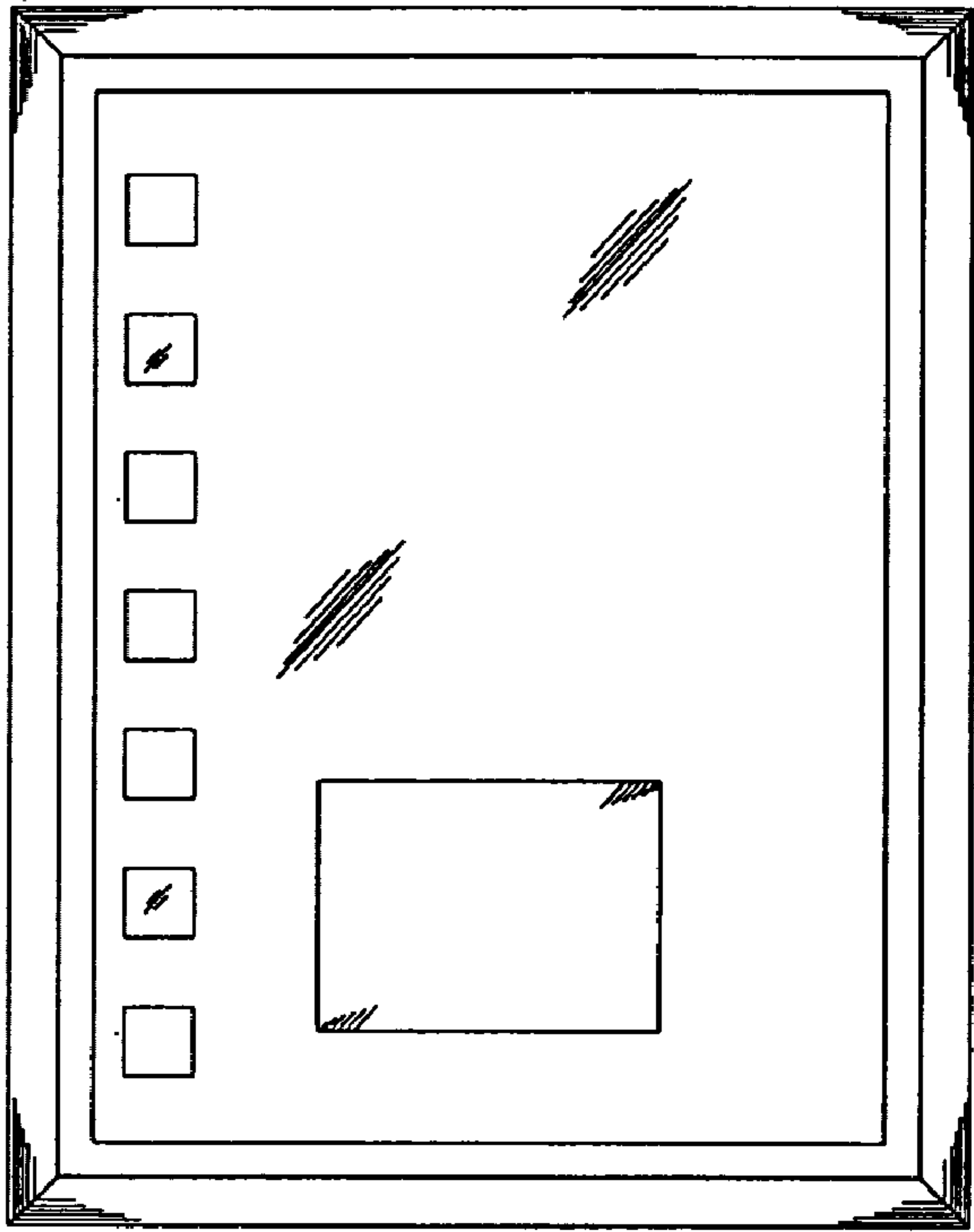


Fig. 7.



Fig. 8.




Fig. 9.




Fig. 10.