



US00D559548S

(12) **United States Design Patent**
Dovellos

(10) **Patent No.:** **US D559,548 S**
(45) **Date of Patent:** **** Jan. 15, 2008**

(54) **PAINT BRUSH HEAD**

(75) Inventor: **Gus Dovellos**, Dyer, IN (US)

(73) Assignee: **Royal Brush Manufacturing, Inc.**,
Merrillville, IN (US)

(**) Term: **14 Years**

(21) Appl. No.: **29/220,905**

(22) Filed: **Jan. 6, 2005**

(51) **LOC (8) Cl.** **04-04**

(52) **U.S. Cl.** **D4/135**

(58) **Field of Classification Search** D4/132,
D4/135; 28/7, 20, 31; 15/166, 168, 159.1,
15/160, 190, 191.1, 192-193, 194-196, DIG. 5;
132/202, 207, 212, 313, 317, 320

See application file for complete search history.

(56) **References Cited**

U.S. PATENT DOCUMENTS

68,022 A	8/1867	Wood	
74,224 A	2/1868	Hergesheimer	
376,540 A	1/1888	Mcquide	
D20,006 S	7/1890	Lessard	
857,239 A	6/1907	Hawkins	
907,850 A	12/1908	Mountford	
2,138,012 A	11/1938	Perr	
2,147,310 A	2/1939	Morrison	
2,155,004 A *	4/1939	Blossom	401/284
D134,797 S	1/1943	Lubkin	
2,674,759 A	4/1954	Solberg	
2,861,371 A	11/1958	Leshik	
3,031,708 A	5/1962	Smyth	
3,186,765 A	6/1965	Gentoso	
D204,449 S	4/1966	Zavodsky	
3,349,781 A *	10/1967	Poole et al.	132/208
3,609,051 A	9/1971	Braun	
3,751,751 A	8/1973	Karl	
3,924,287 A	12/1975	Brown	
4,088,413 A	5/1978	Rosignol de la Ronde et al.	
4,144,611 A	3/1979	Brown	
D260,406 S	8/1981	Itoh	

4,471,507 A	9/1984	Schwartz
D279,729 S	7/1985	Polanish
4,590,637 A	5/1986	Marino
D297,889 S	10/1988	Ries et al.
D311,455 S	10/1990	Snipes

(Continued)

FOREIGN PATENT DOCUMENTS

BE 563991 6/1960

(Continued)

OTHER PUBLICATIONS

WIPO DM/066163 Industrial Design Application, (Bourjois) Sep. 16, 2004, [online], [Retrieved on Mar. 7, 2007] Retrieved from the Hague Express Design Database of the WIPO Intellectual Property Digital Library using Internet □□<URL:http://www.wipo.int/ipdl>.*

Primary Examiner—Cathron Brooks

Assistant Examiner—Lavone D. Tabor

(74) *Attorney, Agent, or Firm*—Brinks Hofer Gilson & Lione

(57) **CLAIM**

I claim the ornamental design for a paint brush head, as shown and described.

DESCRIPTION

FIG. 1 is a side perspective view of a paint brush head in accordance with the present invention;

FIG. 2 is a bottom plan view thereof;

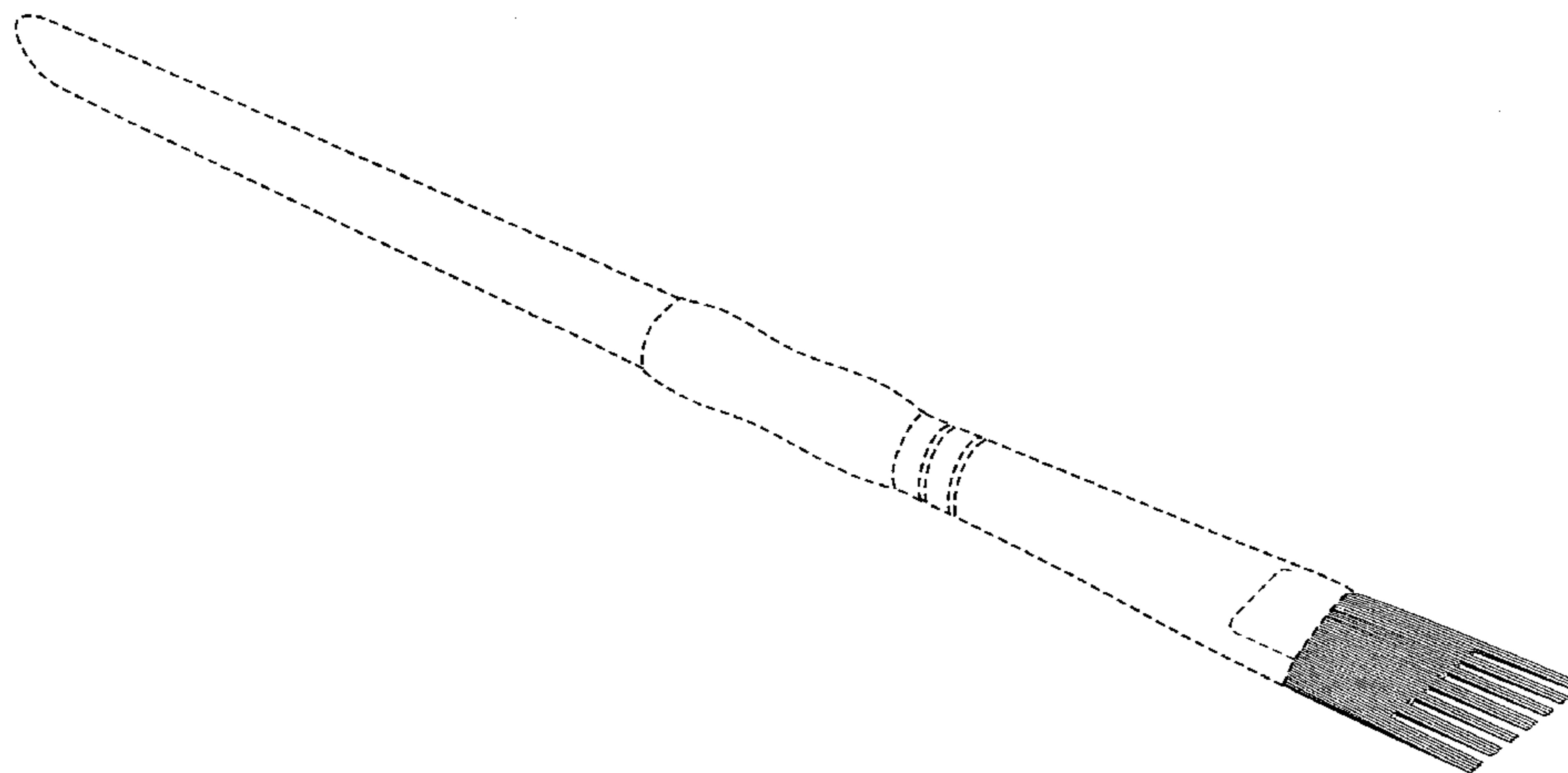
FIG. 3 is a left side elevation view thereof;

FIG. 4 is a right side elevation view thereof; and,

FIG. 5 is a top plan view thereof.

The ornamental design which is claimed is shown in solid lines in the drawings. Any broken lines in the drawings are for illustrative purposes only and form no part of the claimed design.

1 Claim, 2 Drawing Sheets



US D559,548 S

Page 2

U.S. PATENT DOCUMENTS

5,001,803	A	3/1991	Discko, Jr.	
5,150,495	A	9/1992	Discko, Jr. et al.	
5,220,702	A	6/1993	Howell et al.	
5,323,505	A	6/1994	Montabaur et al.	
D351,065	S	10/1994	Lee	
D357,585	S	4/1995	Mollack	
D360,985	S	* 8/1995	Geigle	D4/132
D361,435	S	8/1995	Joseph	
D362,550	S	9/1995	Narubin	
5,507,063	A	* 4/1996	Hirsch	15/160
D376,049	S	12/1996	Harris et al.	
D378,323	S	3/1997	Lee	
D380,615	S	7/1997	Roberts	
D384,817	S	10/1997	Narubin et al.	
D392,103	S	3/1998	Zaccheria	
5,800,751	A	9/1998	Barker	
5,836,036	A	11/1998	Ivory	
5,913,348	A	6/1999	Horton	
5,920,943	A	7/1999	Barker	
D414,343	S	9/1999	Isaacson	
D416,688	S	11/1999	Baltierra	
5,991,956	A	11/1999	Chapman	
6,012,194	A	1/2000	Eshbach et al.	
D427,777	S	7/2000	Kim	
6,138,313	A	10/2000	Barton et al.	

6,145,151	A	11/2000	Herron et al.
D435,349	S	12/2000	Kim
D436,449	S	1/2001	Baltierra
D439,415	S	3/2001	Mink et al.
6,202,241	B1	3/2001	Hassell et al.
D441,537	S	5/2001	Tapley et al.
6,314,605	B1	11/2001	Solanki et al.
6,367,113	B1	4/2002	Usui
D458,761	S	6/2002	Mason et al.
6,421,867	B1	7/2002	Weihrauch
6,438,786	B2	8/2002	Harada
D463,136	S	9/2002	Mink
D471,018	S	3/2003	Mink
D480,217	S	10/2003	Mink
6,726,789	B1	4/2004	Weihrauch

FOREIGN PATENT DOCUMENTS

DE	35 23 175	C2	1/1987
DE	196 46 723	C2	5/1998
FR	1494582		7/1967
FR	2642283		8/1990
FR	2 784 014	A1	4/2000
GB	351858		7/1931
GB	2159699	A *	12/1985
JP	8-19429		1/1996

* cited by examiner

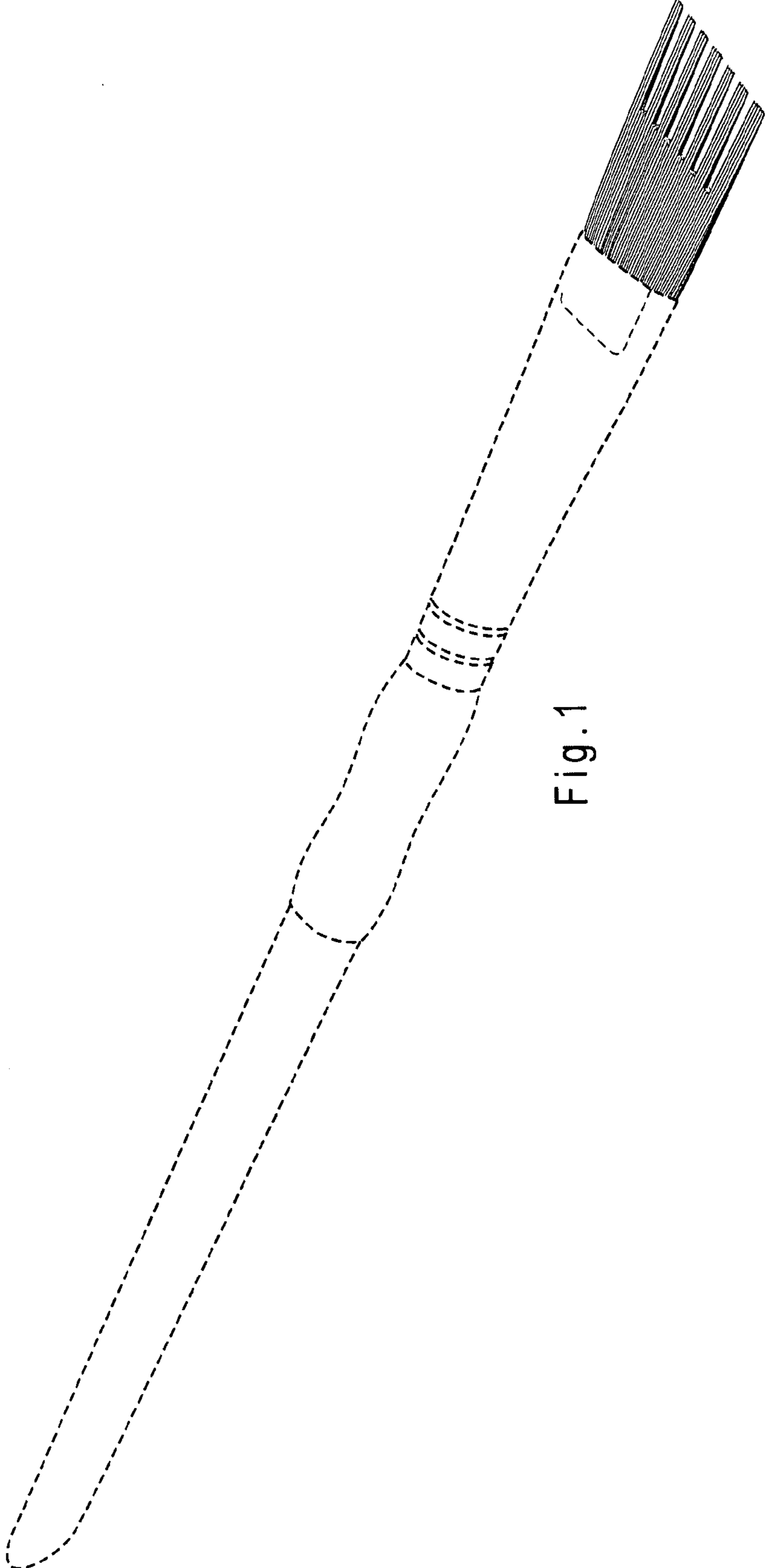


Fig. 1

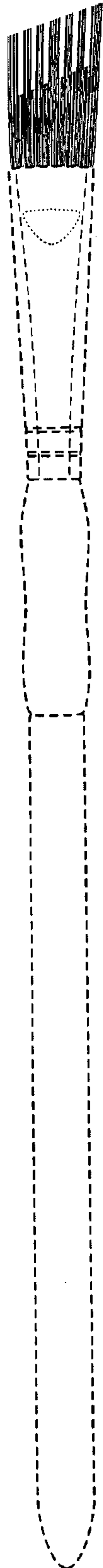


Fig. 2




Fig. 3




Fig. 4

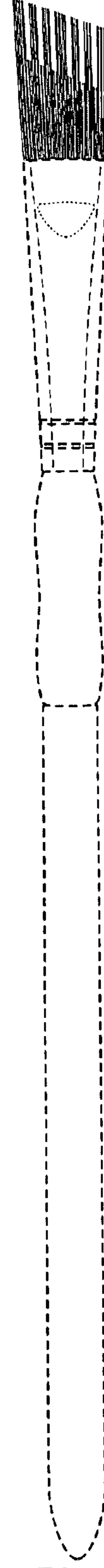


Fig. 5