



US00D559546S

(12) **United States Design Patent** (10) **Patent No.:** **US D559,546 S**
Wong (45) **Date of Patent:** **** *Jan. 15, 2008**

(54) **TOOTHBRUSH**

2006/0064833 A1* 3/2006 Jacobs 15/110

(75) Inventor: **Peng Soon Wong**, Selangor (MY)

FOREIGN PATENT DOCUMENTS

(73) Assignee: **Sinorita Sendirian Berhad**, Selangor (MY)

JP 2001070043 A * 3/2001

(*) Notice: This patent is subject to a terminal disclaimer.

OTHER PUBLICATIONS

(**) Term: **14 Years**

WIPO DM/063096 Industrial Design Deposit, (Coronet-Werke GmbH) Feb. 27, 2003, [online], [retrieved on Apr. 16, 2007] Retrieved from Hague Express Design Database of the WIPO Intellectual Property Digital Library using the Internet <URL: http://www.wipo.int/ipdl>.*

(21) Appl. No.: **29/257,882**

* cited by examiner

(22) Filed: **Apr. 13, 2006**

Primary Examiner—Cathron Brooks
Assistant Examiner—Lavone D. Tabor

(51) **LOC (8) Cl.** **04-02**

(74) *Attorney, Agent, or Firm*—Bacon & Thomas, PLLC

(52) **U.S. Cl.** **D4/104; D4/108**

(58) **Field of Classification Search** D4/104–112, D4/132, 134, 138; 15/110, 143.1, 167.1, 15/167.2, 188, 207.2, DIG. 5, DIG. 6; 16/430, 16/431; 132/308, 309, 311; 601/139, 141; 606/161, 235

(57) **CLAIM**

See application file for complete search history.

The ornamental design for a toothbrush, as shown and described.

DESCRIPTION

(56) **References Cited**

U.S. PATENT DOCUMENTS

D420,515 S *	2/2000	Van Gelder	D4/104
D421,844 S *	3/2000	Stark et al.	D4/104
D483,569 S *	12/2003	Wong	D4/104
D494,370 S *	8/2004	Wong	D4/104
D502,603 S *	3/2005	Seifert et al.	D4/104
D531,412 S *	11/2006	Wong	D4/104
2004/0134007 A1 *	7/2004	Davies	15/110
2005/0210612 A1 *	9/2005	Hohlbein et al.	15/110
2006/0010628 A1 *	1/2006	Moskovich	15/111

FIG. 1 is a front elevation view of my design for a toothbrush;

FIG. 2 is a rear view thereof;

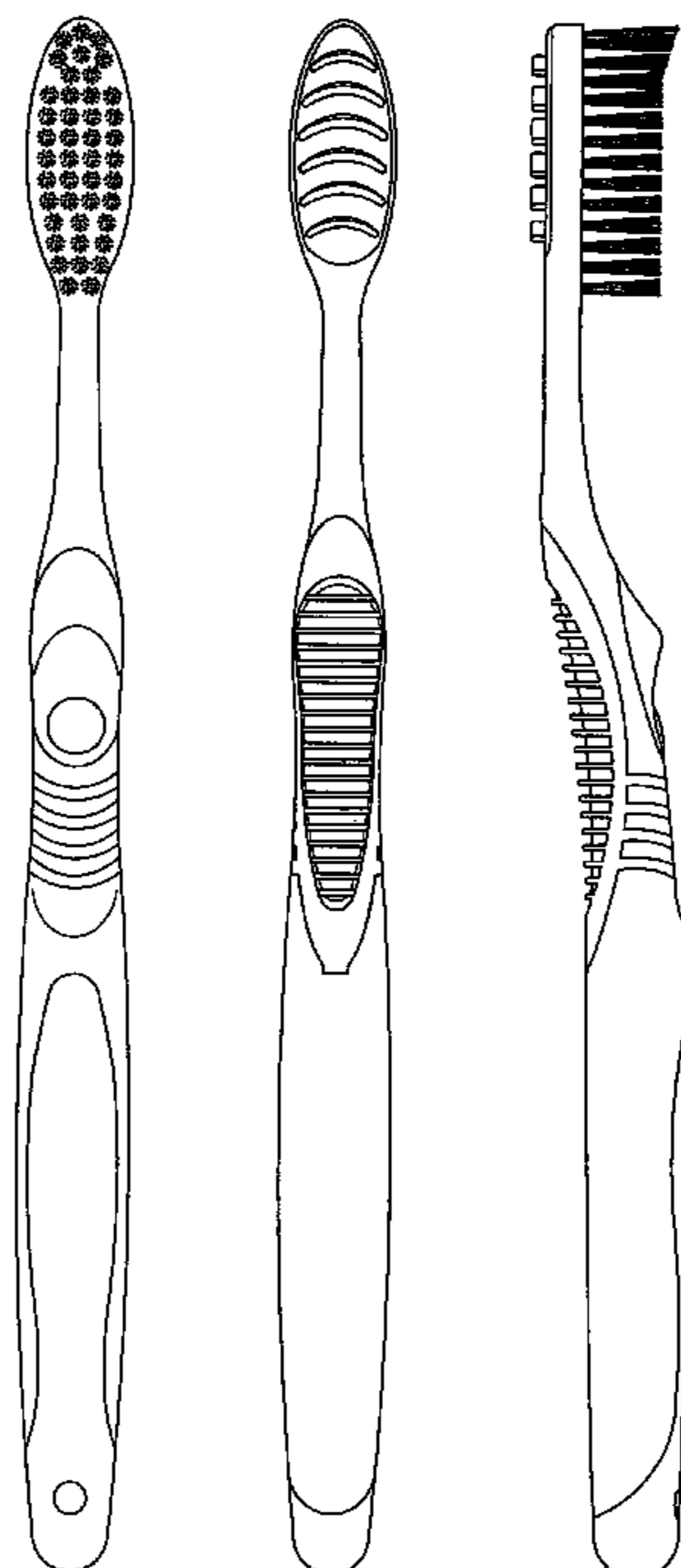
FIG. 3 is a left side view thereof, the right side being a mirror image thereof;

FIG. 4 is a front elevation view of a second embodiment of my design for a toothbrush, the shading denoting color;

FIG. 5 is a is a rear view thereof; and,

FIG. 6 is a left side view thereof, the right side being a mirror image thereof.

1 Claim, 2 Drawing Sheets



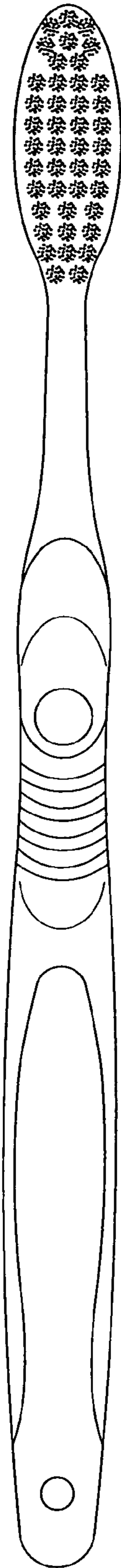


FIG. 1

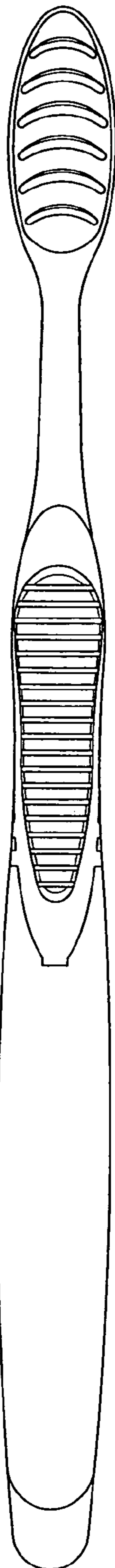


FIG. 2

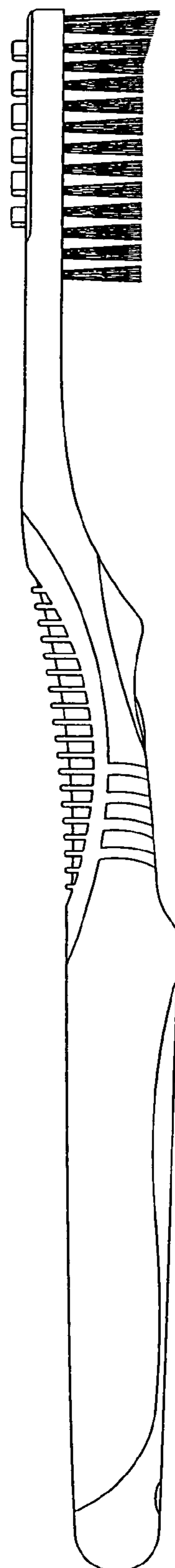


FIG. 3

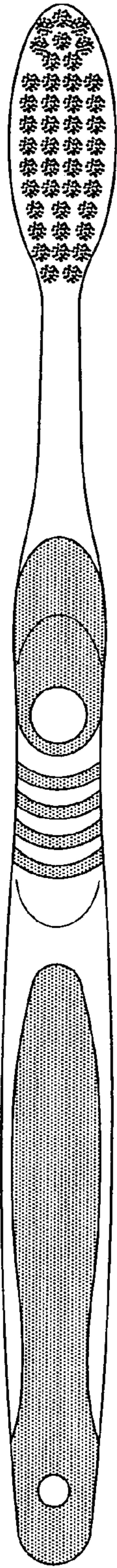


FIG. 4

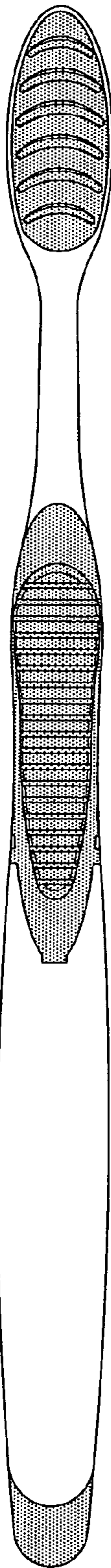


FIG. 5

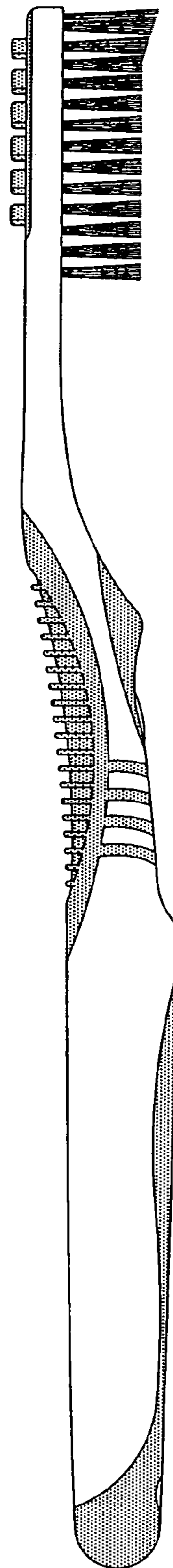


FIG. 6