



US00D559540S

(12) **United States Design Patent**
Choi

(10) **Patent No.:** **US D559,540 S**
(45) **Date of Patent:** **** Jan. 15, 2008**

(54) **CLUTCH**

(75) Inventor: **Sandra Choi**, London (GB)

(73) Assignee: **J. Choo (Jersey) Limited**, St. Helier, Jersey (GB)

(**) Term: **14 Years**

(21) Appl. No.: **29/257,698**

(22) Filed: **Apr. 7, 2006**

(51) **LOC (8) Cl.** **03-01**

(52) **U.S. Cl.** **D3/243**

(58) **Field of Classification Search** D3/232,
D3/234, 238, 240–246, 303, 318–326, 900,
D3/902; 150/100, 107–110, 118–120; 190/100,
190/108–112, 115, 900, 902–903

See application file for complete search history.

(56) **References Cited**

U.S. PATENT DOCUMENTS

D82,349 S	10/1930	Schell	
D418,976 S	1/2000	du Sartel	
D485,979 S *	2/2004	Chue	D3/203.2
D507,882 S *	8/2005	Gonzalez	D3/326
D520,242 S *	5/2006	Gonzalez	D3/323
D524,538 S *	7/2006	Gonzalez	D3/247
D532,200 S *	11/2006	Gonzalez	D3/326
D543,356 S *	5/2007	Gonzalez	D3/247
D544,030 S *	6/2007	LaDue	D19/27

OTHER PUBLICATIONS

J. Choo (Jersey) Limited—Tulita Swing, Cruise 2003 Catalogue.

J. Choo (Jersey) Limited—Rendition of Zebra clutch, Cruise 2004 Catalogue.

U.S. Appl. No. 29/263,195, filed on Jul. 17, 2006.

* cited by examiner

Primary Examiner—Ian Simmons

Assistant Examiner—Michelle E Wilson

(74) *Attorney, Agent, or Firm*—Fross Zelnick Lehrman & Zissu, P.C.; Lawrence E. Apolzon, Esq.

(57) **CLAIM**

The ornamental design for a clutch, as shown and described.

DESCRIPTION

FIG. 1 is a front perspective view of a clutch showing my new design;

FIG. 2 is a front view of the clutch shown in FIG. 1;

FIG. 3 is a rear view of the clutch shown in FIG. 1;

FIG. 4 is a left side view of the clutch shown in FIG. 1;

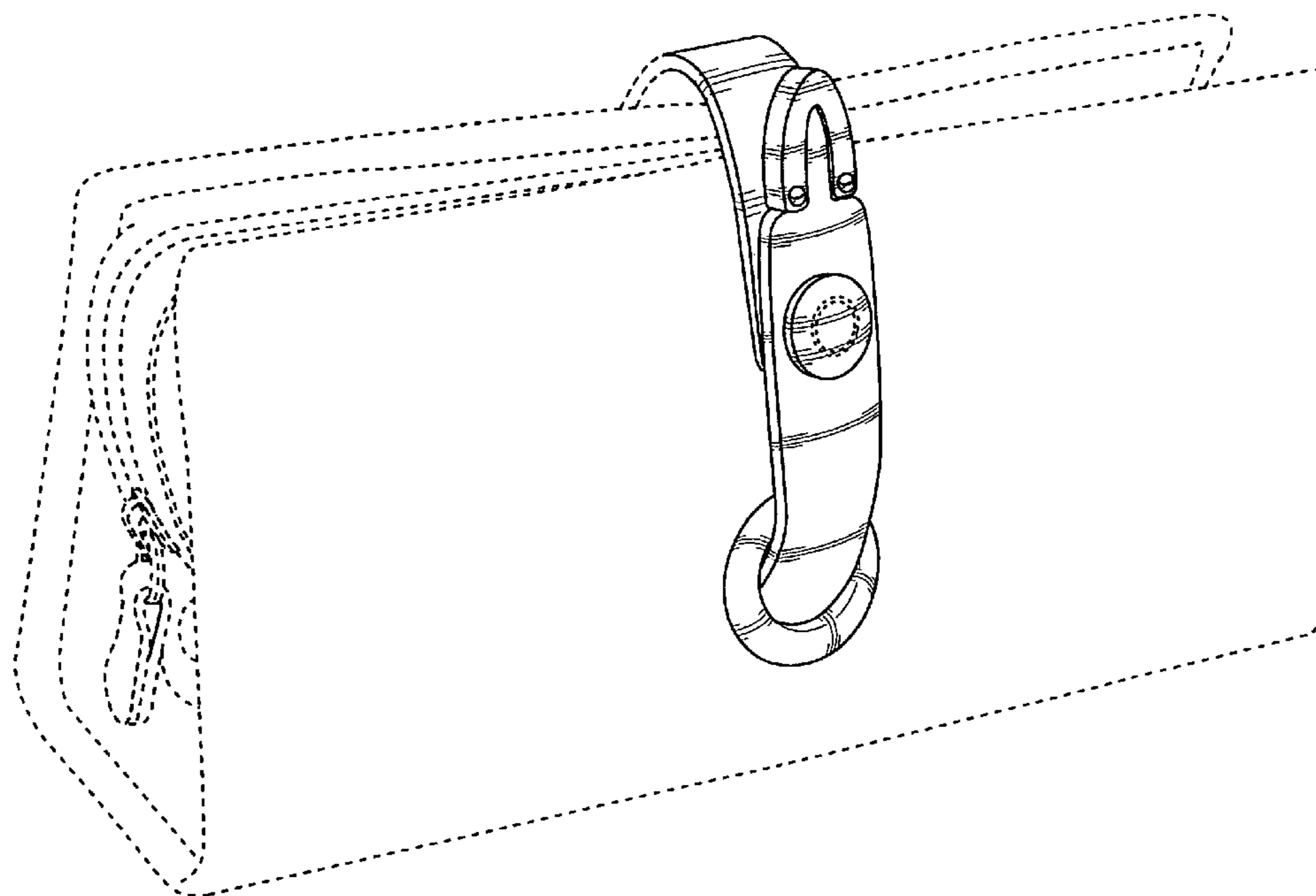
FIG. 5 is a right side view of the clutch shown in FIG. 1;

FIG. 6 is a top view of the clutch shown in FIG. 1; and,

FIG. 7 is a bottom view of the clutch shown in FIG. 1.

The broken line showing of the zipper, zipper track, portion of the clutch, and portion of the closure flap is for illustrative purposes only and forms no part of the claimed design.

1 Claim, 6 Drawing Sheets



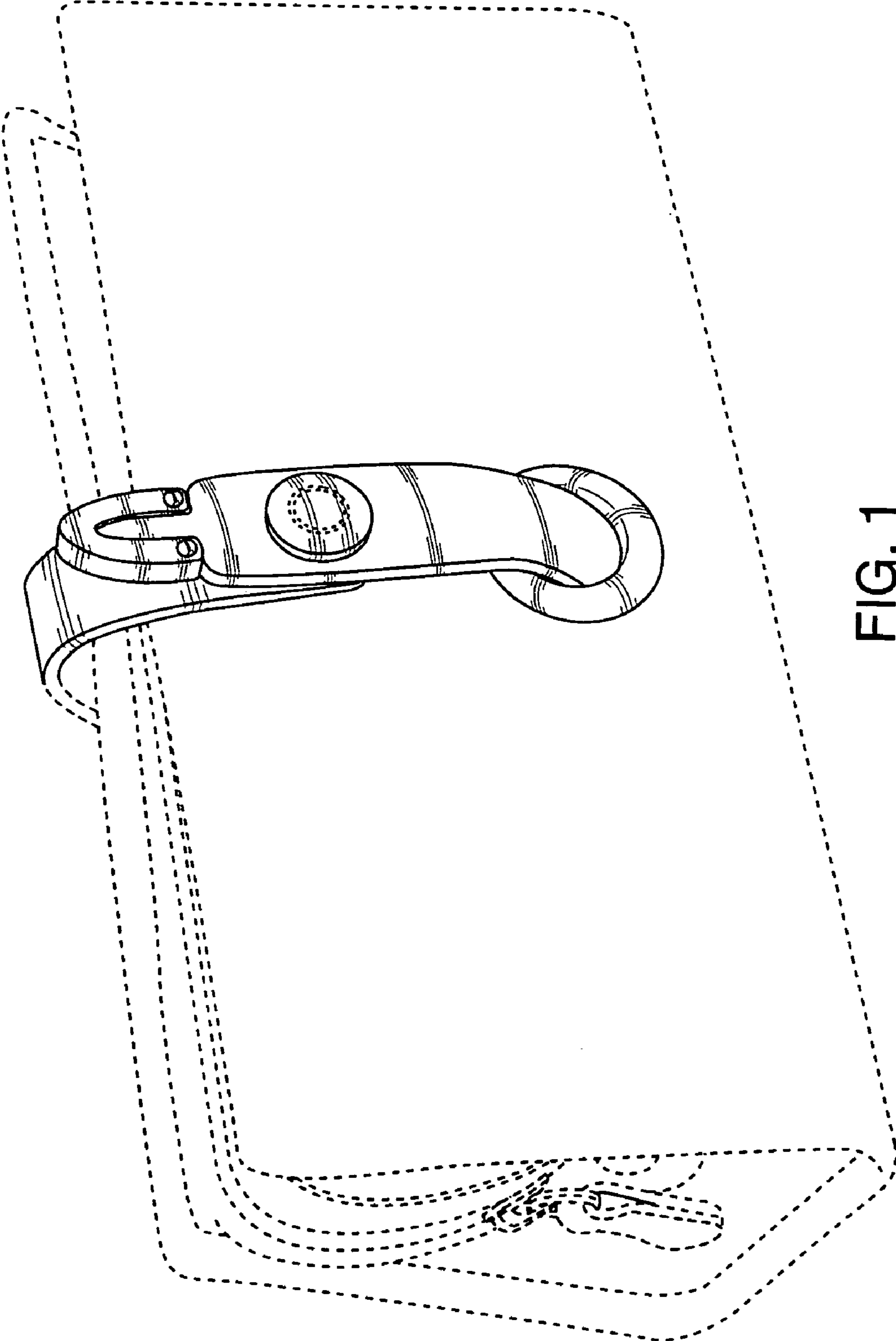


FIG. 1

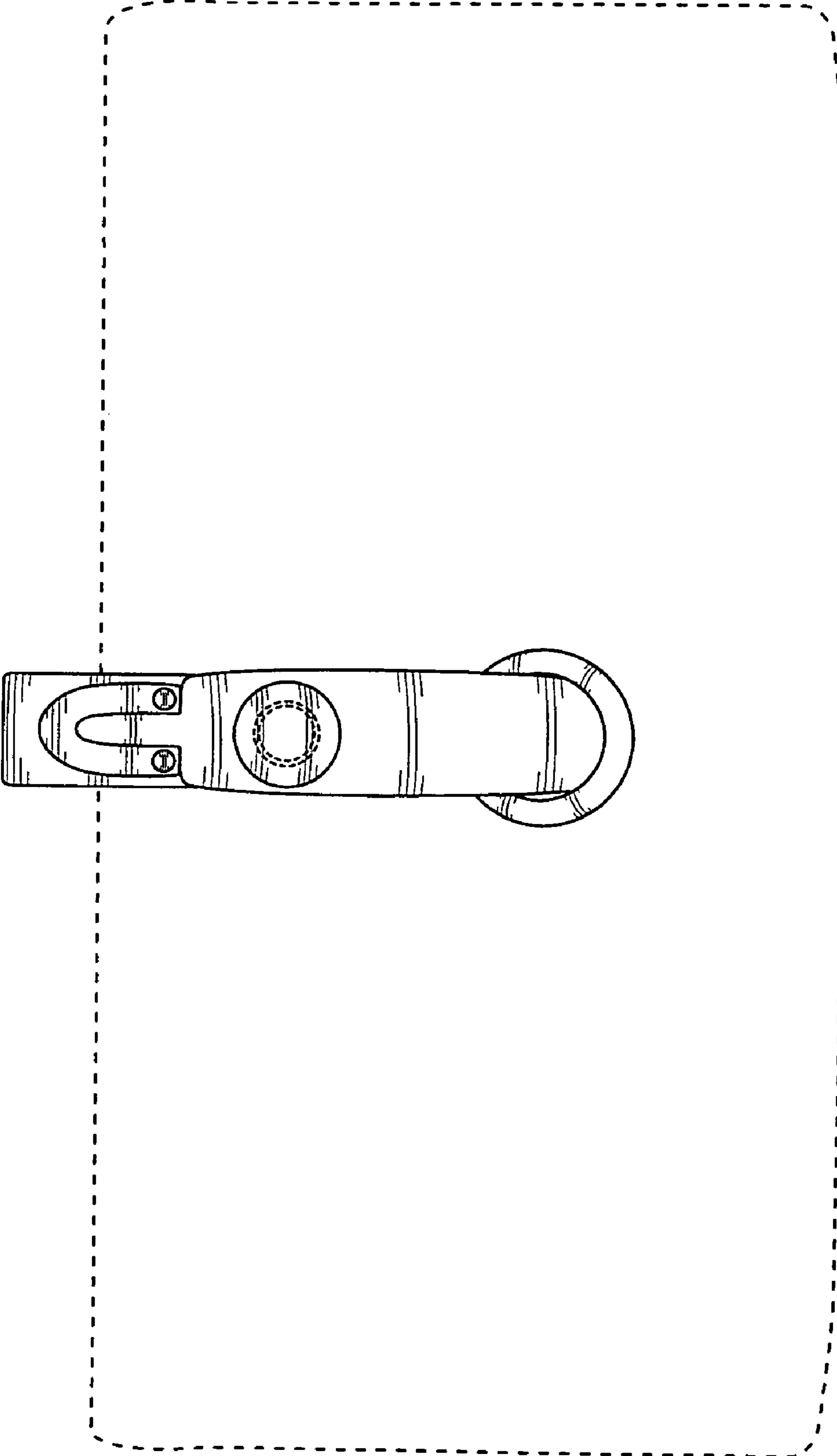


FIG. 2




FIG. 3

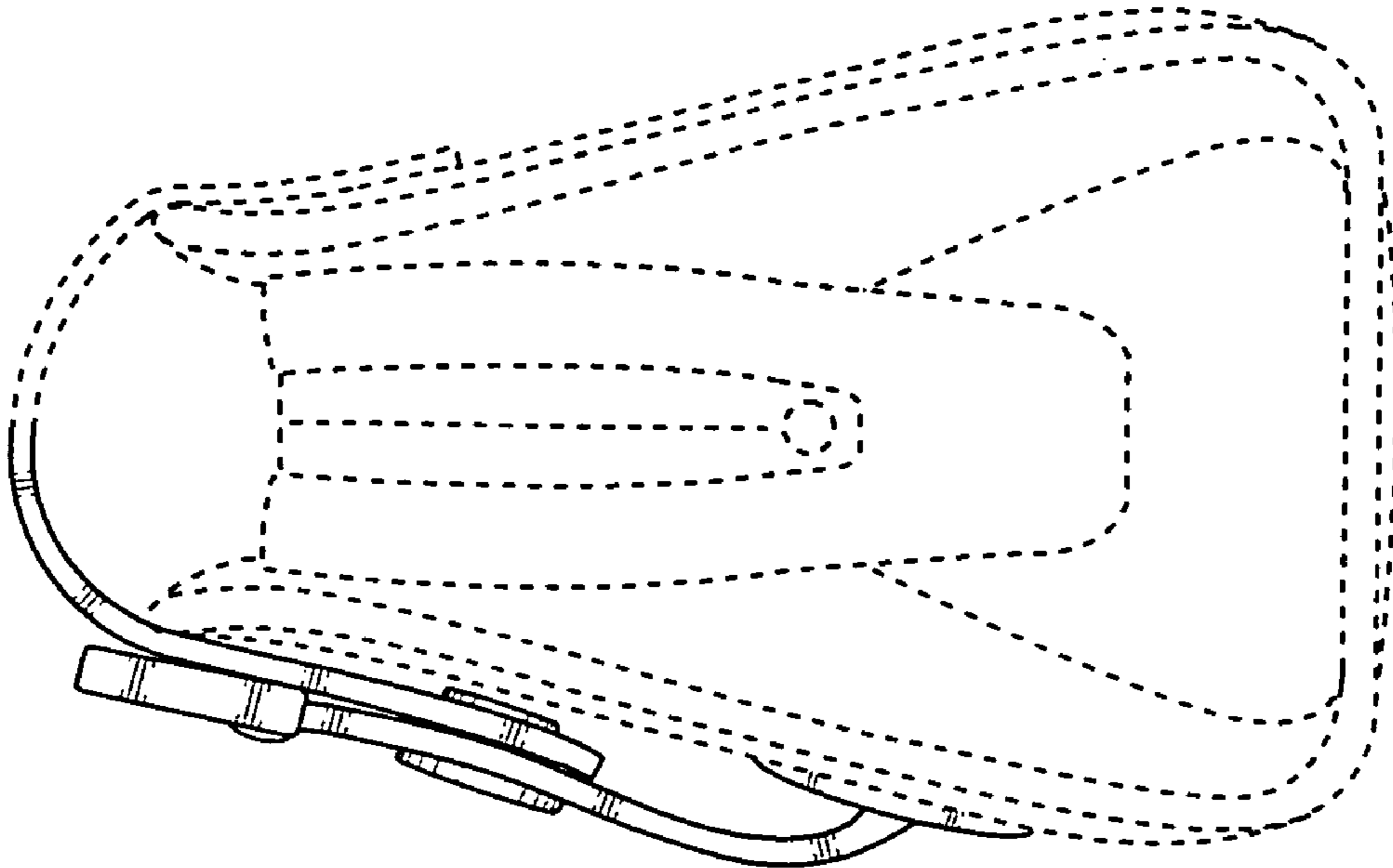


FIG. 4

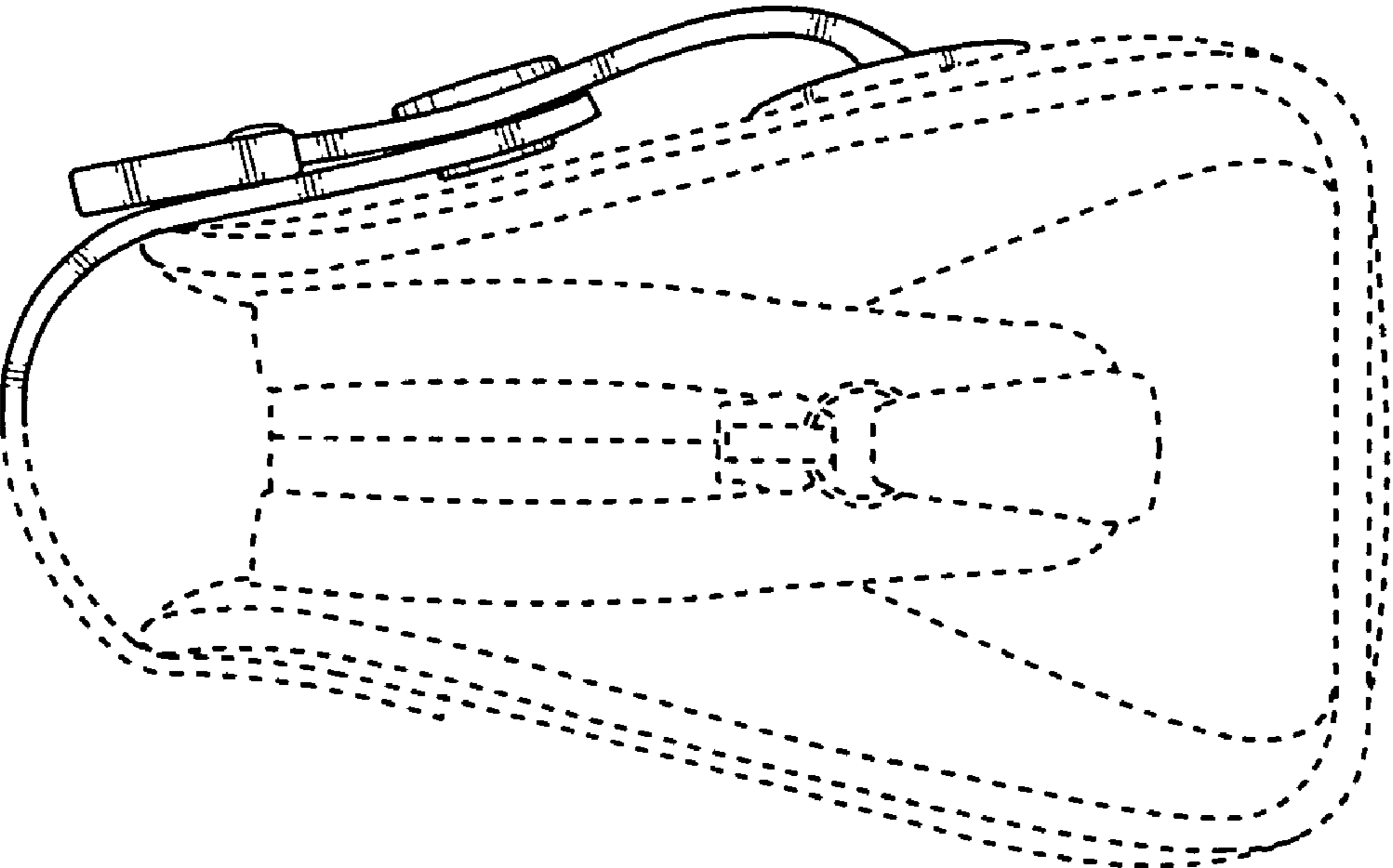


FIG. 5

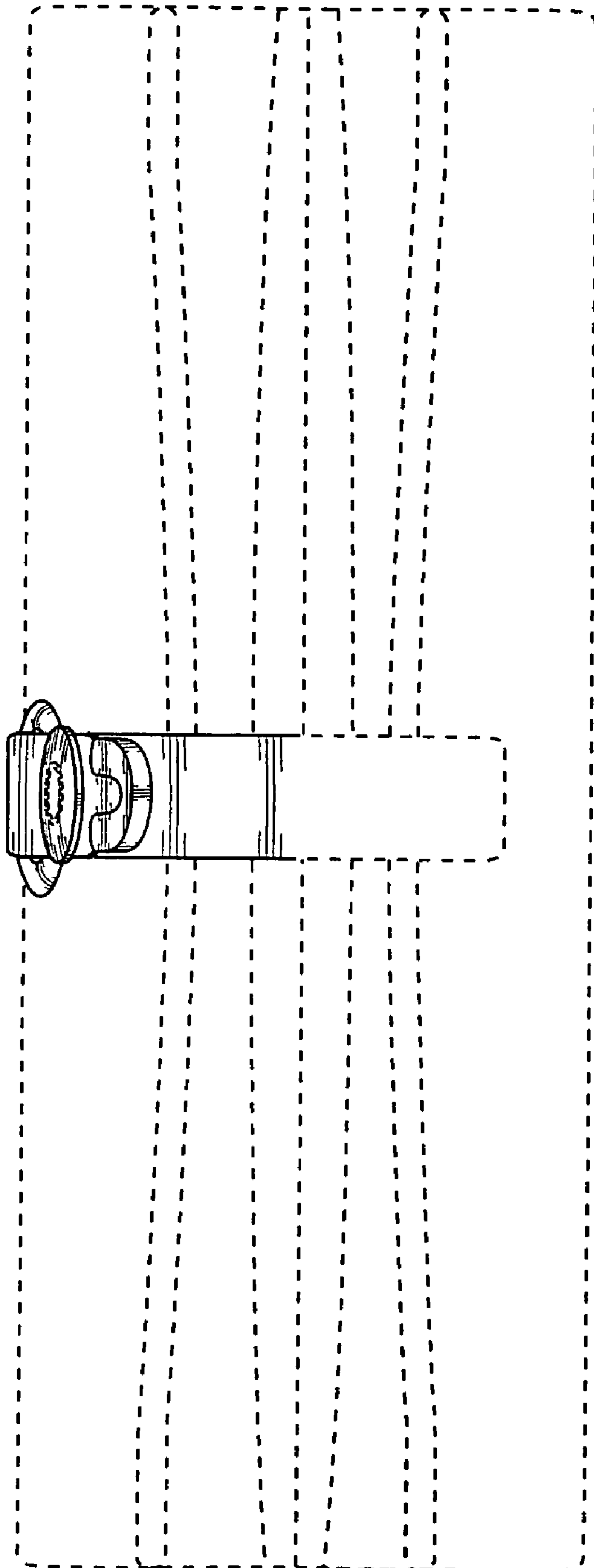


FIG. 6




FIG. 7