



US00D559539S

(12) **United States Design Patent**  
**Gonzalez**

(10) **Patent No.:** **US D559,539 S**  
(45) **Date of Patent:** **\*\* Jan. 15, 2008**

(54) **HANDBAG**

D542,539 S \* 5/2007 Gonzalez ..... D3/322

(75) Inventor: **Alvaro Gonzalez**, Florence (IT)

(73) Assignee: **J. Choo (Jersey) Limited**, St. Helier, Jersey (GB)

(\*\*) Term: **14 Years**

(21) Appl. No.: **29/255,776**

(22) Filed: **Mar. 9, 2006**

(30) **Foreign Application Priority Data**

Sep. 9, 2005 (EM) ..... 000401484-0021

(51) **LOC (8) Cl.** ..... **03-01**

(52) **U.S. Cl.** ..... **D3/243**

(58) **Field of Classification Search** ..... D3/232,  
D3/234, 238, 240-246, 303, 318-326, 900,  
D3/902; 150/100, 107, 108-111, 118-120;  
190/100, 108-112, 115, 900, 902, 903  
See application file for complete search history.

(56) **References Cited**

**U.S. PATENT DOCUMENTS**

D164,621 S *	9/1951	Biene	.....	D3/233
D326,016 S	5/1992	Guaresi		
D471,707 S *	3/2003	Galliano	.....	D3/243
D501,082 S *	1/2005	Morelli	.....	D3/246
D502,805 S *	3/2005	Gonzalez	.....	D3/243
D502,813 S *	3/2005	Gonzalez	.....	D3/326
D507,403 S *	7/2005	Hanley	.....	D3/243
D507,882 S *	8/2005	Gonzalez	.....	D3/326
D525,425 S *	7/2006	Gerbi	.....	D3/246
D529,281 S *	10/2006	Gonzalez	.....	D3/243
D532,200 S *	11/2006	Gonzalez	.....	D3/326

**OTHER PUBLICATIONS**

U.S. Appl. No. 29/238,643, filed Sep. 19, 2005.  
U.S. Appl. No. 29/243,045, filed Nov. 17, 2005.  
U.S. Appl. No. 29/238,635, filed Sep. 19, 2005.  
U.S. Appl. No. 29/255,773, filed Mar. 9, 2006.  
U.S. Appl. No. 29/255,777, filed Mar. 9, 2006.

\* cited by examiner

*Primary Examiner*—Joel A. Sincavage

*Assistant Examiner*—Michelle E Wilson

(74) *Attorney, Agent, or Firm*—Fross Zelnick Lehrman & Zissu, P.C.; Lawrence E. Apolzon, Esq.

(57) **CLAIM**

The ornamental design for a handbag, as shown and described.

**DESCRIPTION**

FIG. 1 is a front perspective view of a handbag showing my handbag design;

FIG. 2 is a front view of the handbag thereof;

FIG. 3 is a rear view of the handbag thereof;

FIG. 4 is a right side view of the handbag thereof;

FIG. 5 is a left side view of the handbag thereof;

FIG. 6 is a top view of the handbag thereof; and,

FIG. 7 is a bottom view of the handbag thereof.

The broken line showing of the handles, portion of the closure flap, grommets, studs, portion of the rope, and portions of the bag structure is for illustrative purposes only and forms no part of the claimed design.

**1 Claim, 7 Drawing Sheets**





FIG. 1

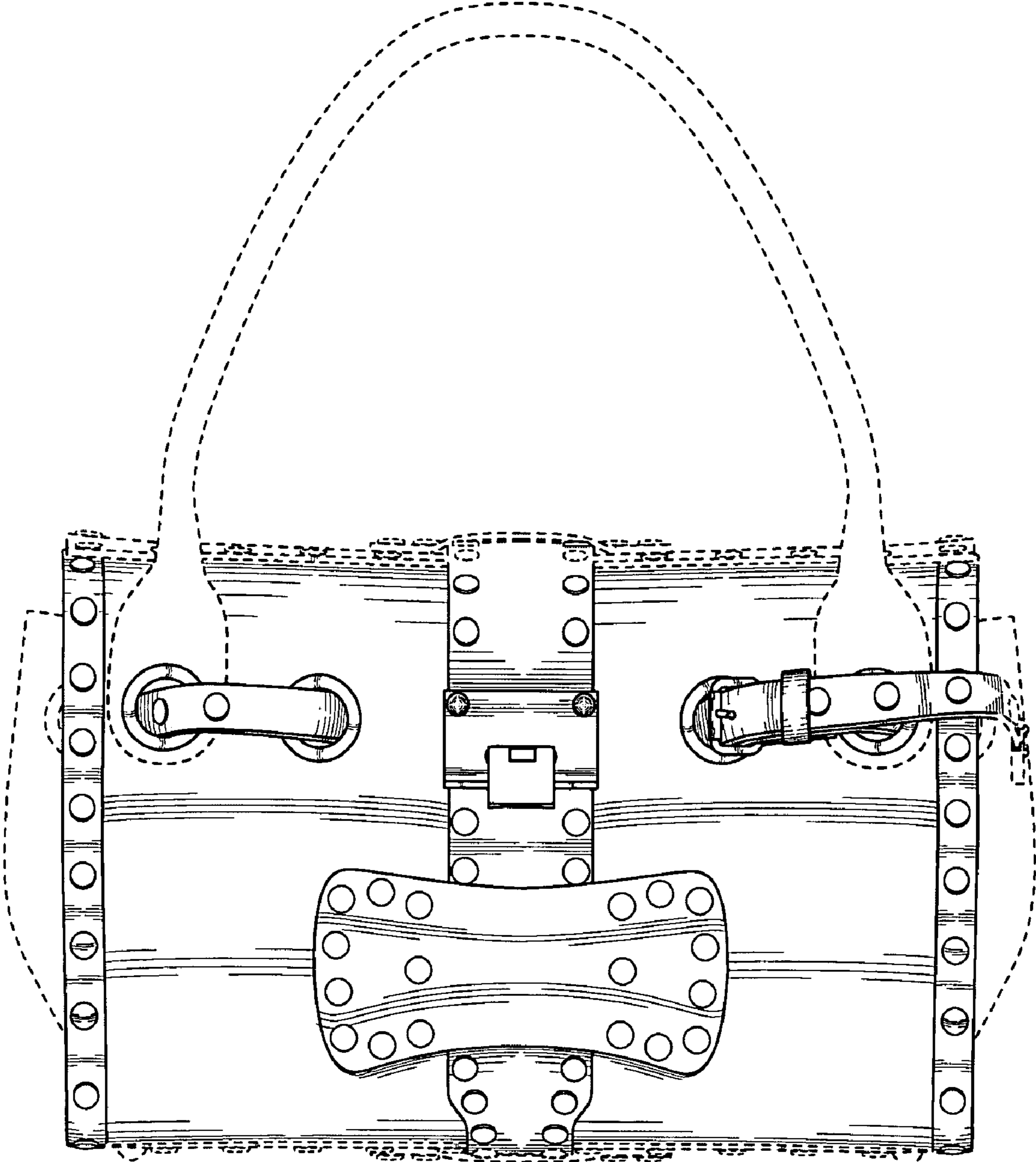


FIG. 2

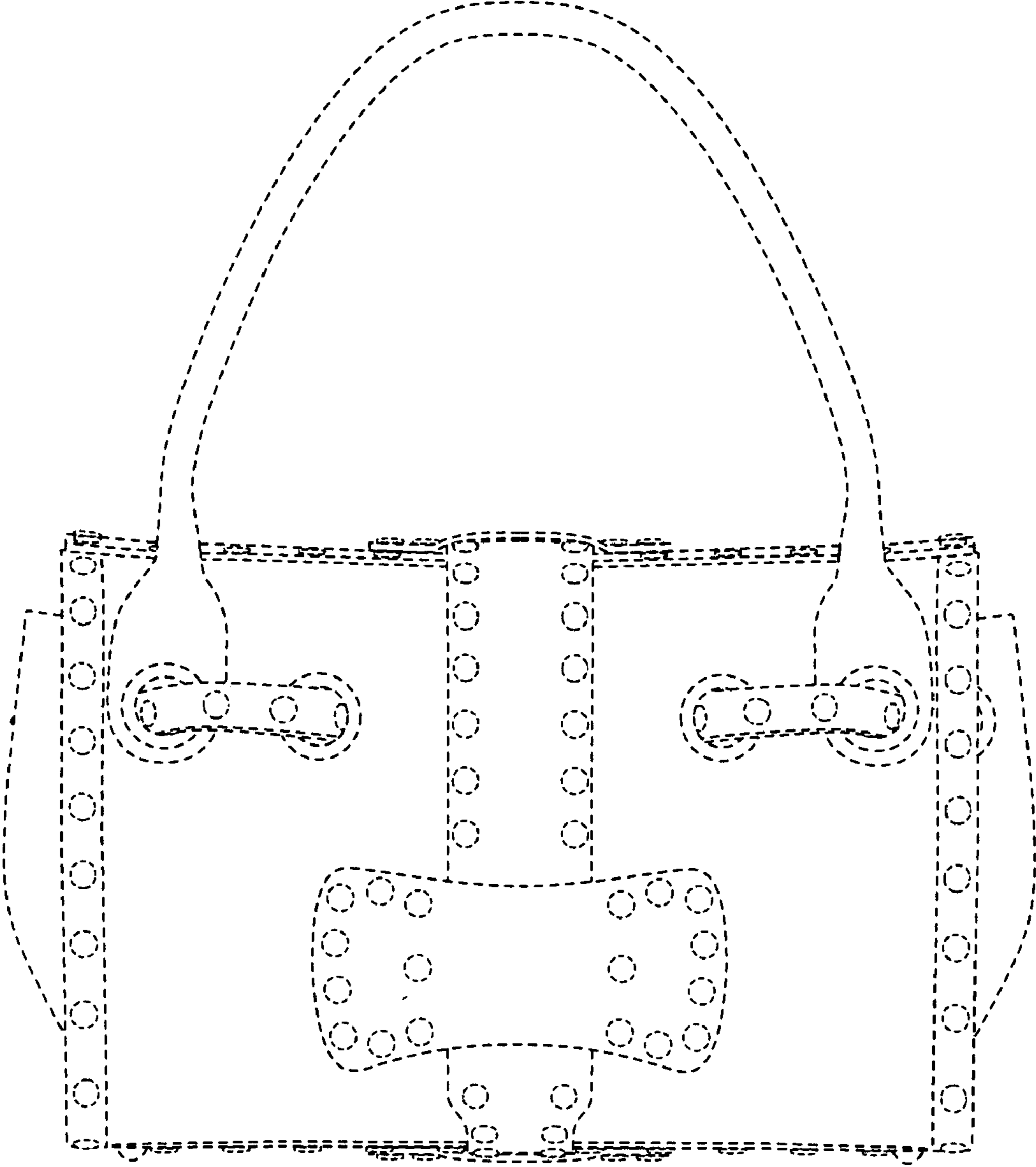


FIG. 3

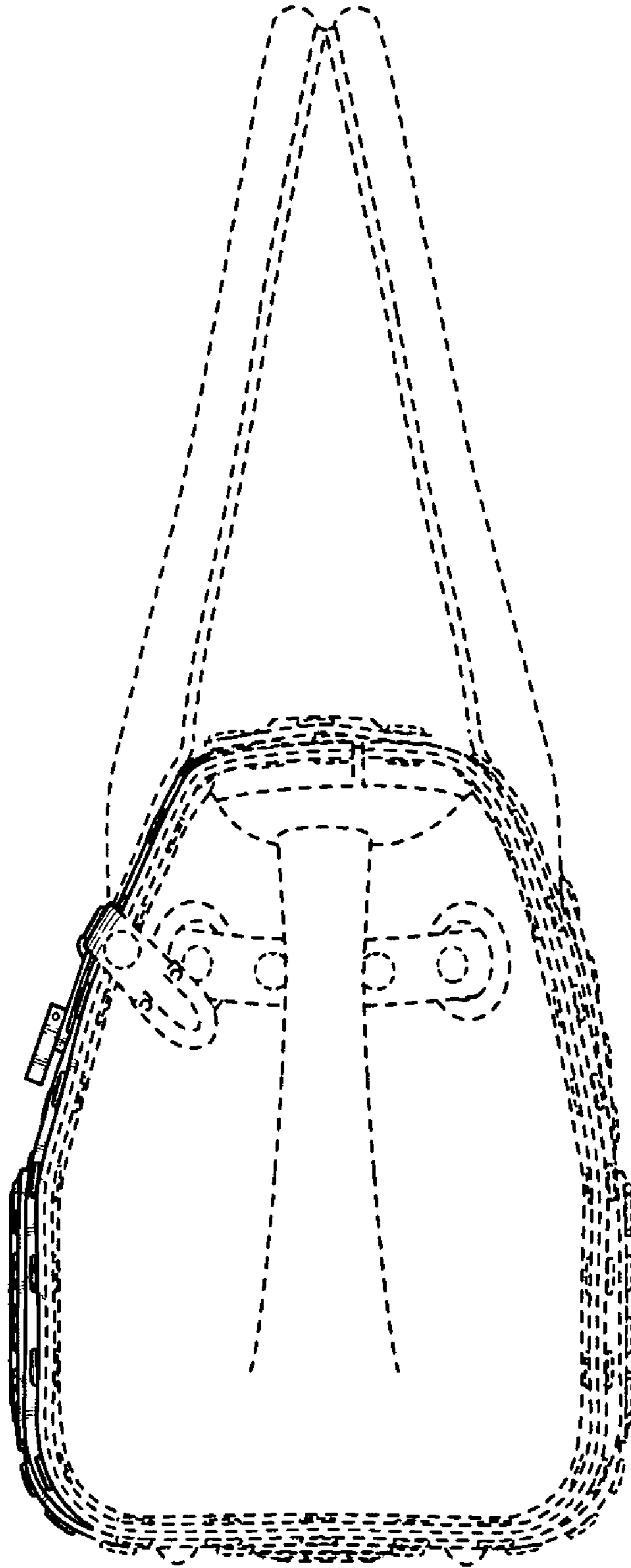


FIG. 4

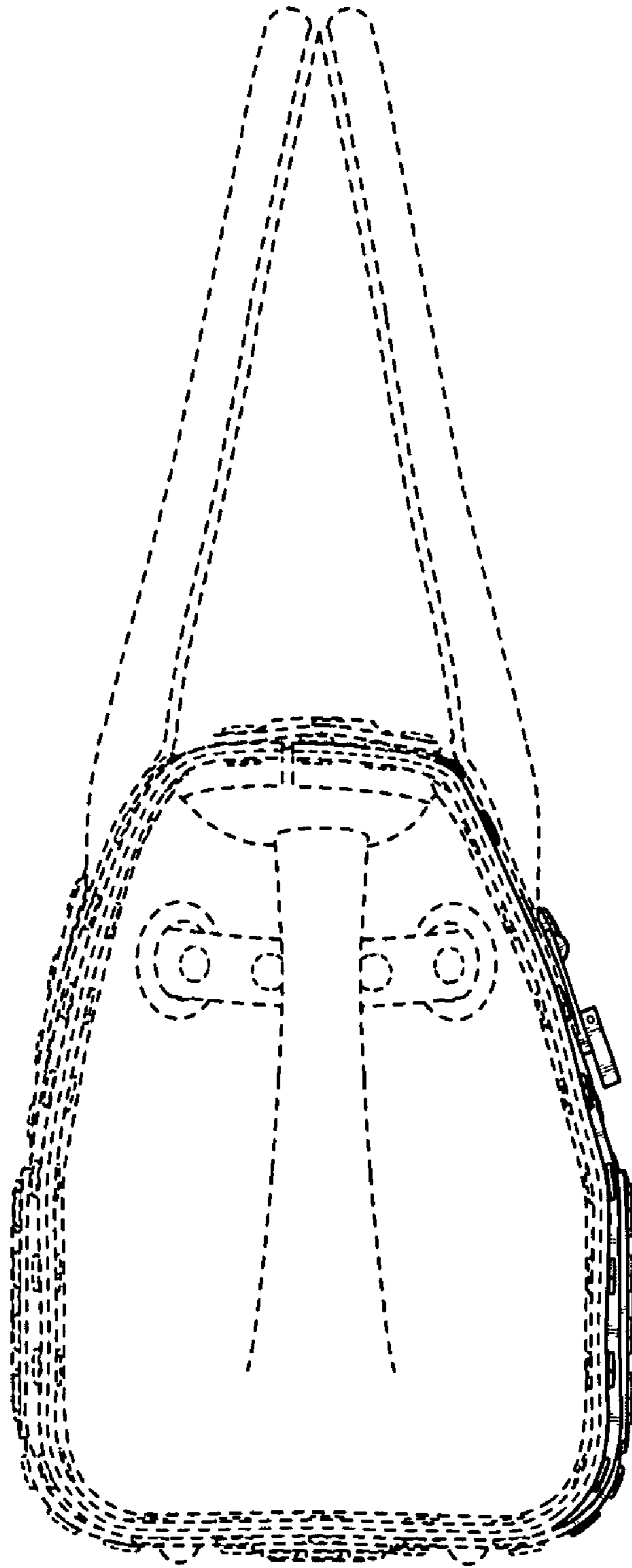


FIG. 5

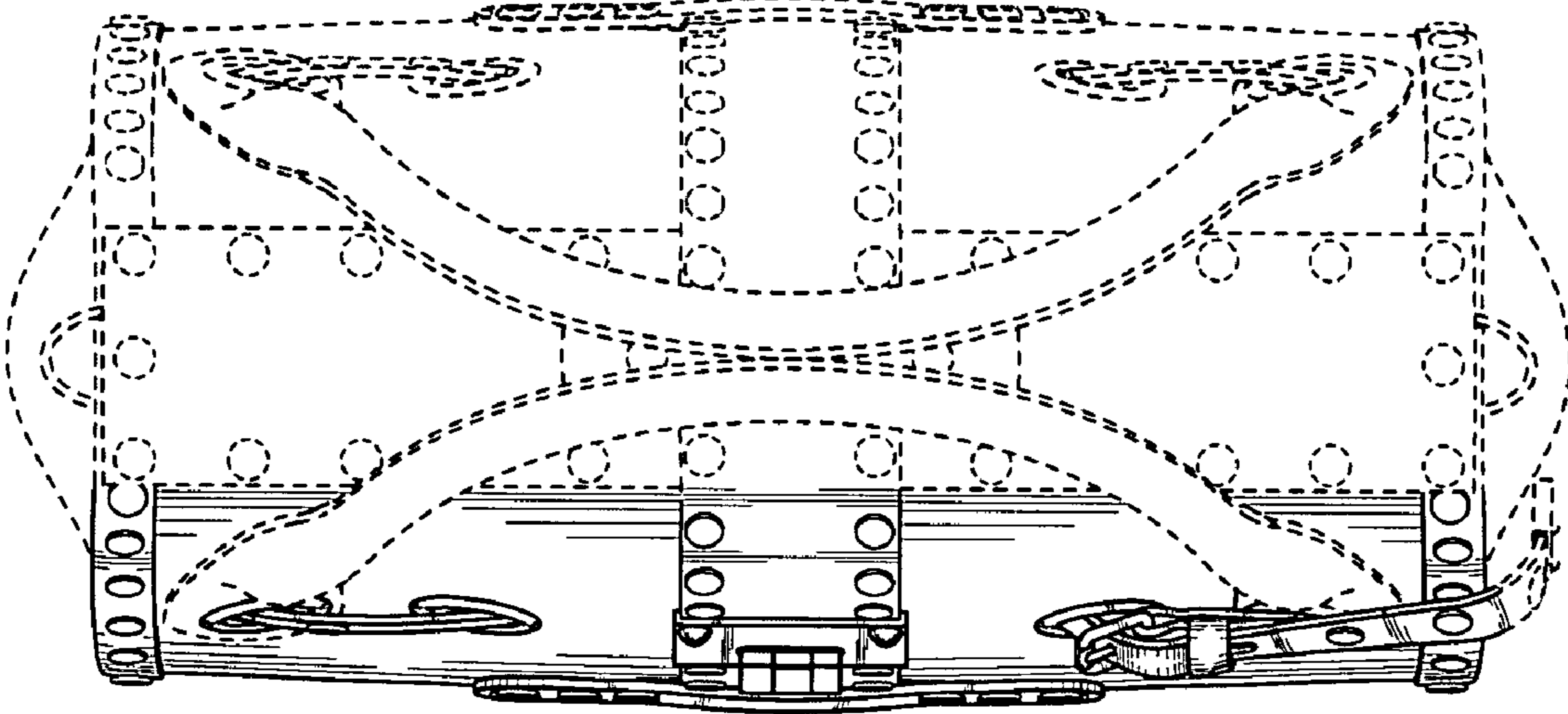


FIG. 6

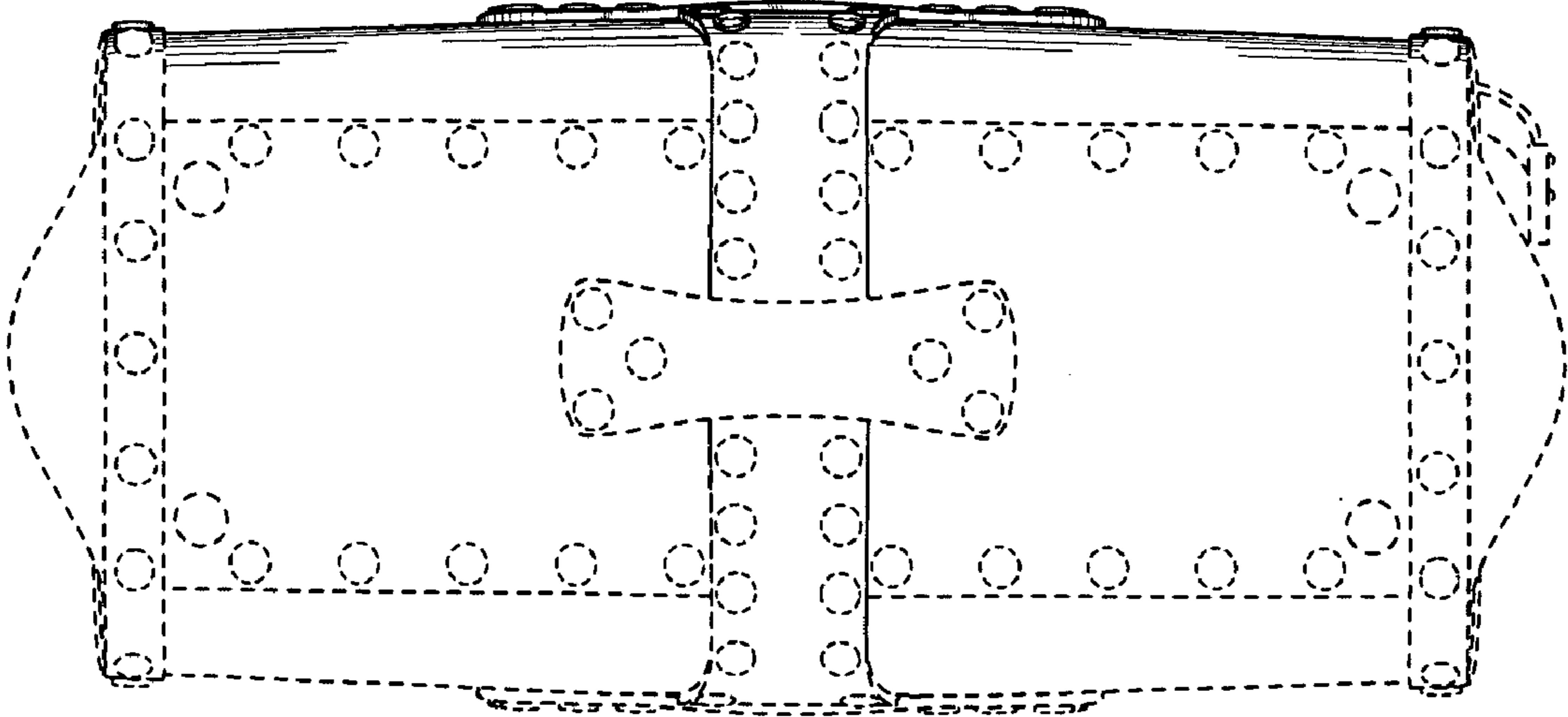


FIG. 7