



US00D559524S

(12) **United States Design Patent**  
**Guers-Neyrud**

(10) **Patent No.:** **US D559,524 S**  
(45) **Date of Patent:** **\*\* Jan. 15, 2008**

(54) **FOOTWEAR**

(75) Inventor: **Elisabeth Guers-Neyrud**, Paris (FR)

(73) Assignee: **J. Choo Limited**, London (GB)

(\*\*) Term: **14 Years**

(21) Appl. No.: **29/271,745**

(22) Filed: **Jan. 24, 2007**

(30) **Foreign Application Priority Data**

Jul. 28, 2006 (EM) ..... 000572219-042

(51) **LOC (8) Cl.** ..... **02-99**

(52) **U.S. Cl.** ..... **D2/971**

(58) **Field of Classification Search** ..... D2/916-918,  
D2/925-945, 971; 36/1, 1.5, 11.5, 9 R  
See application file for complete search history.

(56) **References Cited**

**U.S. PATENT DOCUMENTS**

D84,254 S *	5/1931	Miller	.....	D2/930
D86,347 S *	3/1932	Bancroft	.....	D2/930
1,877,432 A *	9/1932	Topoozian	.....	36/11.5
D92,065 S *	4/1934	De Liso	.....	D2/930
D92,238 S *	5/1934	Elkin	.....	D2/933
D92,594 S *	6/1934	Elkin	.....	D2/933
D92,764 S *	7/1934	Miller	.....	D2/937
D92,860 S *	7/1934	Miller	.....	D2/930
D93,561 S *	10/1934	Levin	.....	D2/930
D95,680 S	5/1935	Goodkind		
D97,762 S	12/1935	Elkin		
D100,784 S *	8/1936	Kozak	.....	D2/933
D106,003 S	9/1937	Weinstat		
D156,870 S	1/1950	Delman		

D166,424 S	4/1952	Stern		
D529,264 S	10/2006	Choi		
D533,338 S *	12/2006	Kelsey	.....	D2/971
D540,526 S *	4/2007	Kelsey	.....	D2/971
D541,036 S *	4/2007	Kelsey	.....	D2/971

**OTHER PUBLICATIONS**

U.S. Appl. No. 29/271,660, filed on Jan. 23, 2007.  
Vintage Shoe, received from client on Jan. 23, 2007.

\* cited by examiner

*Primary Examiner*—Dominic Simone  
(74) *Attorney, Agent, or Firm*—Fross Zelnick Lehrman &  
Zissu, P.C.; Lawrence E. Apolzon, Esq.

(57) **CLAIM**

The ornamental design for footwear, as shown and described.

**DESCRIPTION**

FIG. 1 is a front perspective view of footwear showing my design;

FIG. 2 is a left side view of the footwear shown in FIG. 1;

FIG. 3 is a right side view of the footwear shown in FIG. 1;

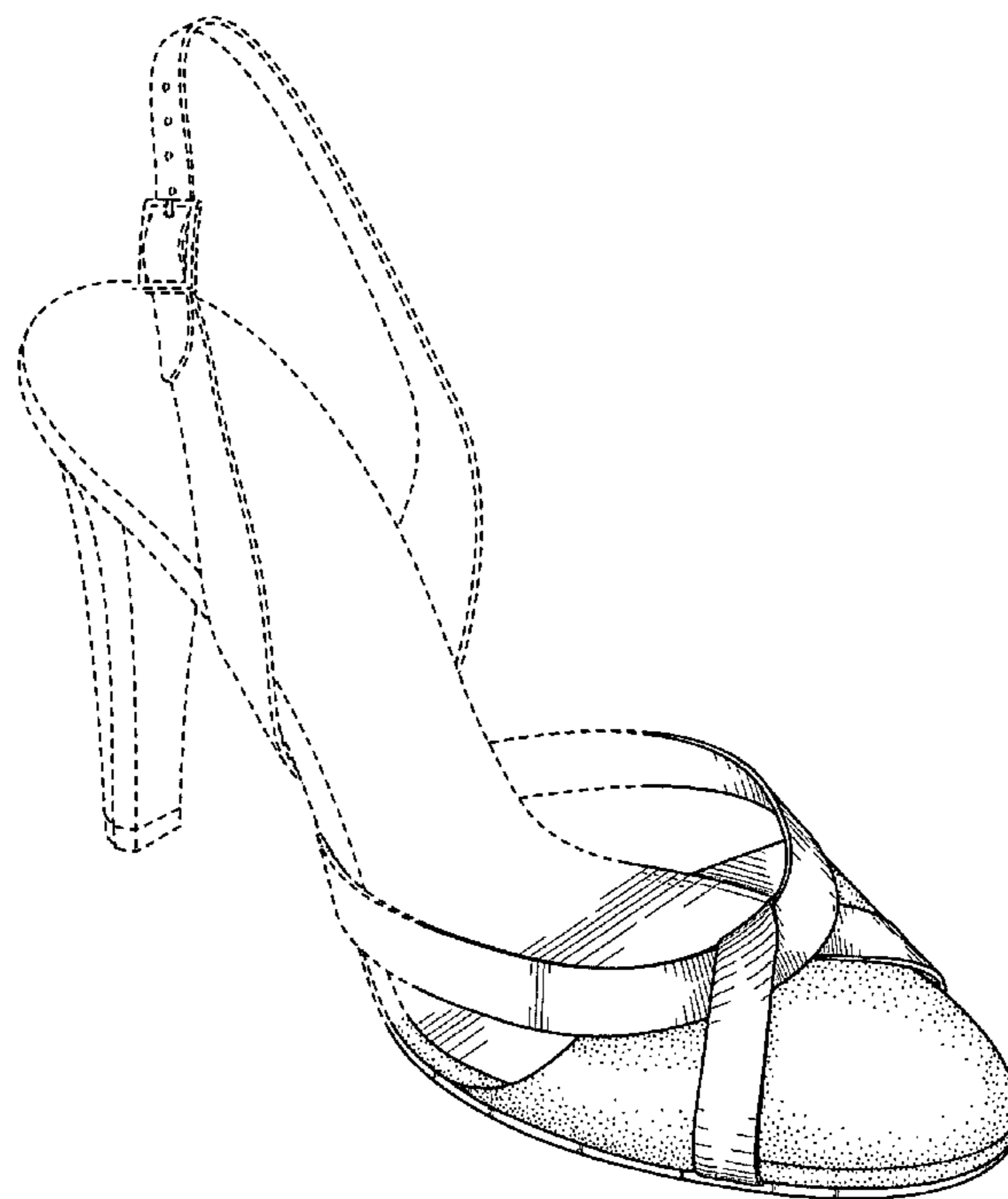
FIG. 4 is a front view of the footwear shown in FIG. 1;

FIG. 5 is a rear view of the footwear shown in FIG. 1; and,

FIG. 6 is a top view of the footwear shown in FIG. 1.

The broken line showing of the portion of sole, buckle, buckle holes, strap, portion of strap, heel, heel cap and back portion of footbed is for illustrative purposes only and forms no part of the claimed design.

**1 Claim, 6 Drawing Sheets**



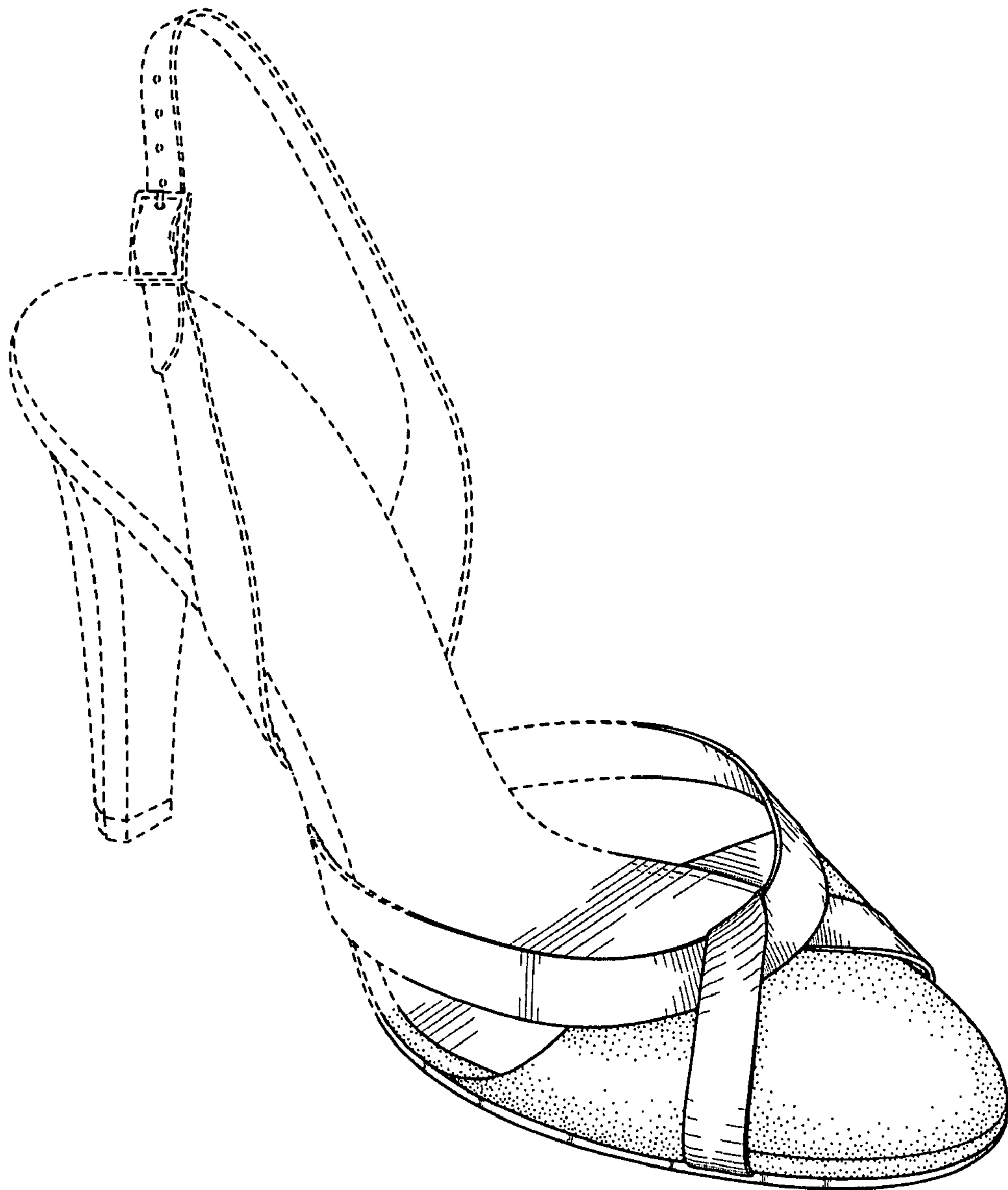


FIG. 1

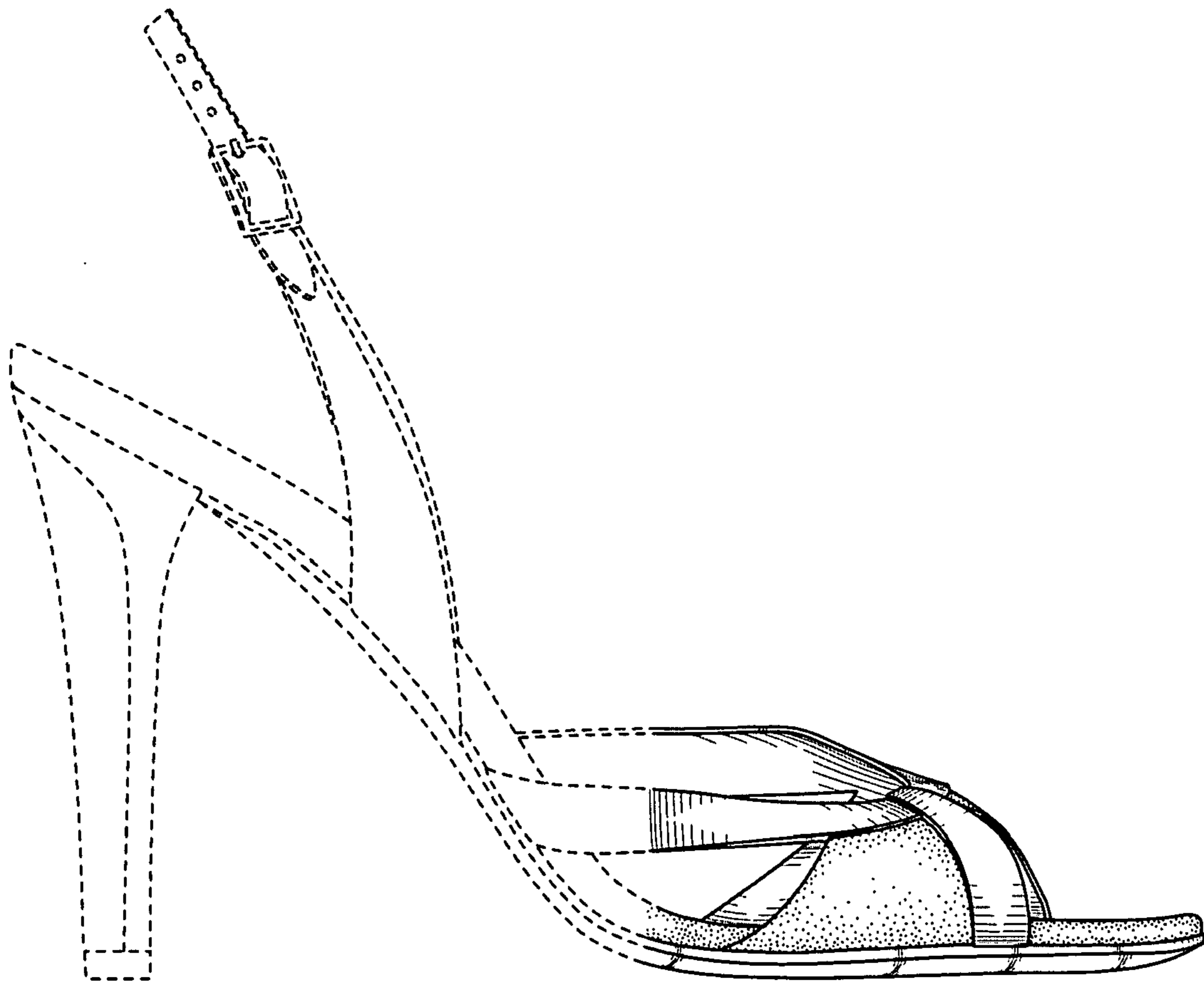


FIG. 2

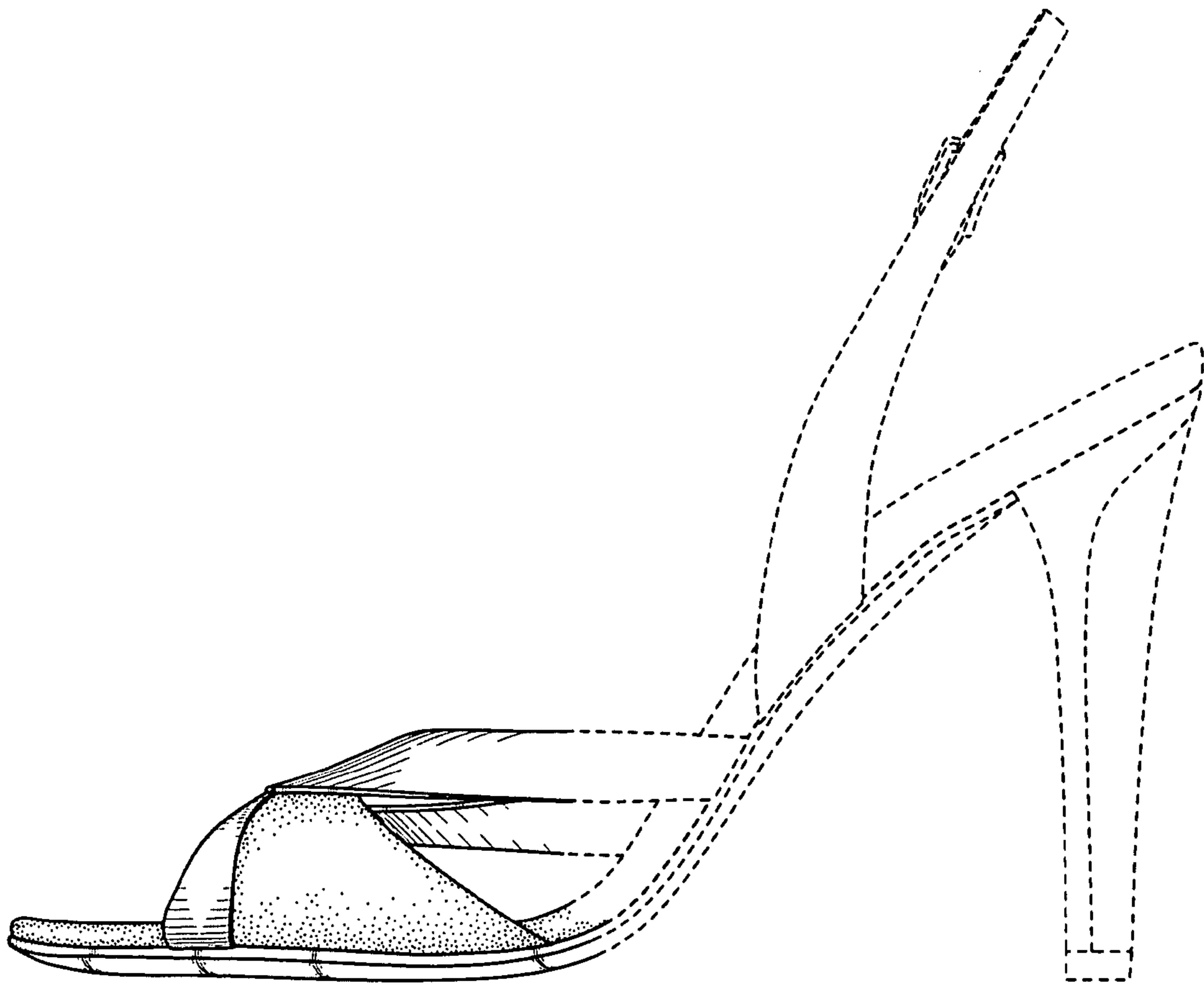


FIG. 3

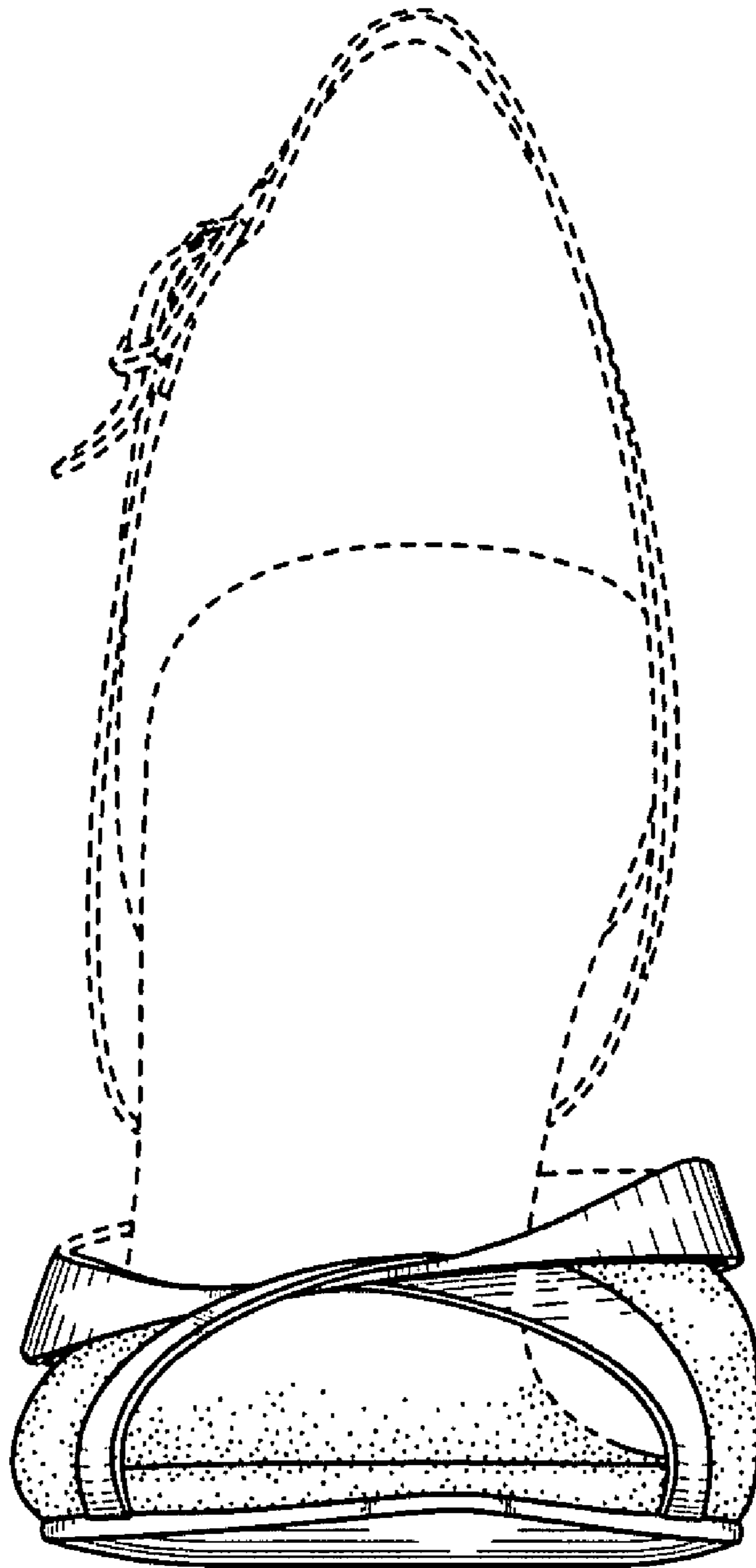


FIG. 4

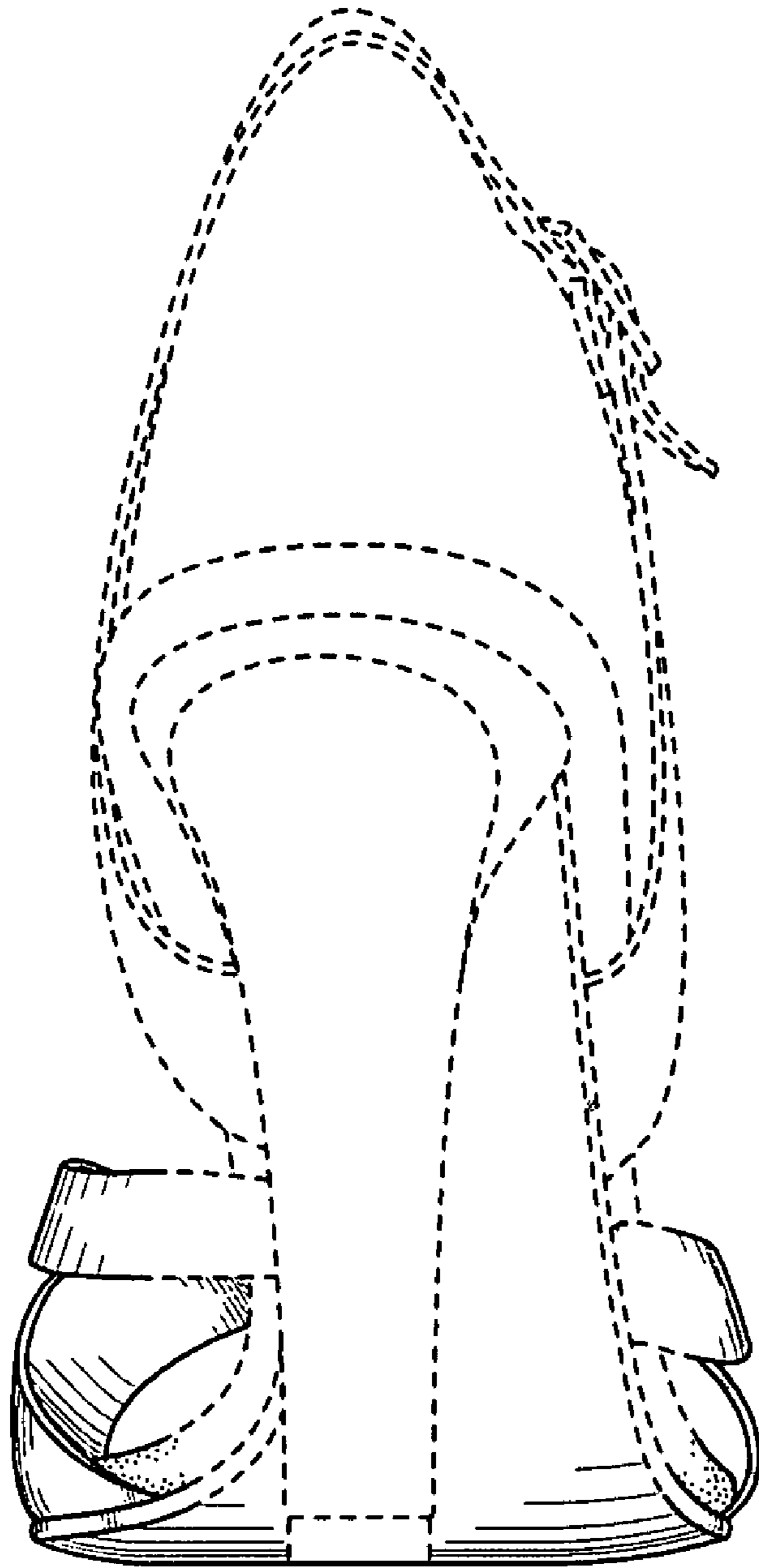


FIG. 5

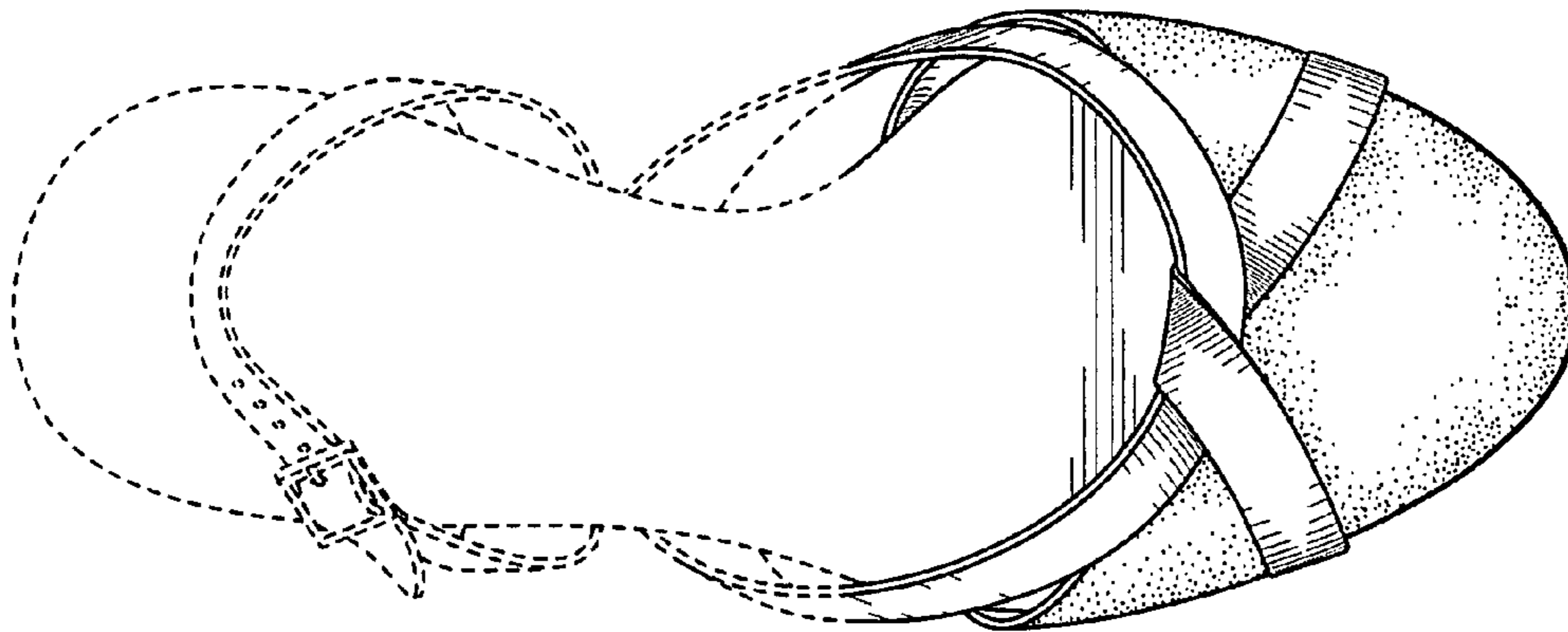


FIG. 6