



US00D559518S

(12) **United States Design Patent**  
**Belley**

(10) **Patent No.:** **US D559,518 S**

(45) **Date of Patent:** **\*\* Jan. 15, 2008**

(54) **FOOTWEAR UPPER**

(75) Inventor: **Manon Belley**, Laval (CA)

(73) Assignee: **Wolverine World Wide, Inc.**,  
Rockford, MI (US)

(\*\*) Term: **14 Years**

(21) Appl. No.: **29/260,075**

(22) Filed: **May 18, 2006**

(51) **LOC (8) Cl.** ..... **02-99**

(52) **U.S. Cl.** ..... **D2/969**

(58) **Field of Classification Search** ..... D2/896,  
D2/900, 902, 903, 905, 907, 908, 916, 919-921,  
D2/923-925, 943, 944, 969, 972-974, 977;  
36/8.1, 9 R, 10, 45, 50.1, 77 M, 77 R, 78,  
36/83, 88, 112-114, 126-131

See application file for complete search history.

(56) **References Cited**

**U.S. PATENT DOCUMENTS**

- D156,604 S \* 12/1949 Codish ..... D2/900
- D237,427 S \* 11/1975 Thornberry ..... D2/907
- D425,292 S 5/2000 Matis
- D441,180 S 5/2001 Matis et al.
- D444,936 S 7/2001 Matis et al.
- D448,150 S 9/2001 Matis et al.
- D481,859 S 11/2003 Belley et al.
- D499,241 S 12/2004 Belley et al.
- D500,406 S 1/2005 Belley et al.
- D500,915 S 1/2005 Belley et al.
- D502,798 S 3/2005 Belley et al.
- D505,005 S 5/2005 Bandini et al.
- D505,252 S 5/2005 Belley et al.
- D506,601 S 6/2005 Bandini et al.
- D513,555 S 1/2006 Le
- D514,792 S 2/2006 Ardissono

- D538,517 S \* 3/2007 Della Valle ..... D2/907
- D539,019 S \* 3/2007 Matis et al. .... D2/969
- D540,018 S \* 4/2007 Belley et al. .... D2/969
- D542,517 S \* 5/2007 Hulbert ..... D2/969
- D546,042 S \* 7/2007 Matis ..... D2/969
- D546,044 S \* 7/2007 Matis et al. .... D2/969
- D546,046 S \* 7/2007 Schoenborn et al. .... D2/969

**OTHER PUBLICATIONS**

Hogan Footwear, purchased on or about Jan. 2006 (2 pp).

\* cited by examiner

*Primary Examiner*—Dominic Simone

(74) *Attorney, Agent, or Firm*—Warner Norcross & Judd  
LLP

(57) **CLAIM**

The ornamental design for footwear upper, as shown and described.

**DESCRIPTION**

FIG. 1 is a perspective view of the footwear upper embodying the new design;

FIG. 2 is a top view thereof;

FIG. 3 is a right side view thereof;


FIG. 4 is a left side view thereof;

FIG. 5 is a front view thereof; and,

FIG. 6 is a rear view thereof.

FIGS. 1-6 show features of an article of footwear in phantom lines. These features are shown for environmental purposes and do not form any part of the claimed design. Further, the phantom lines immediately adjacent the solid-line portions of the design form the boundary of the design, with the phantom lines forming no part of the claimed design.

**1 Claim, 4 Drawing Sheets**






Fig. 1

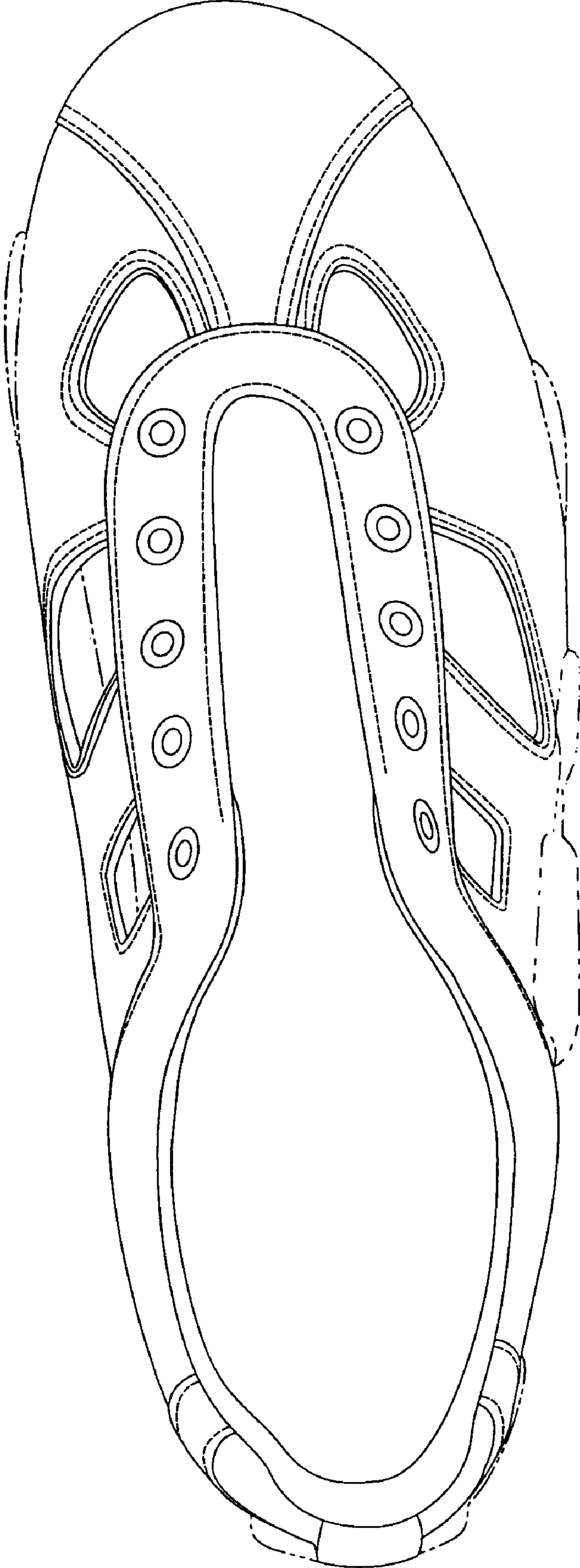


Fig. 2

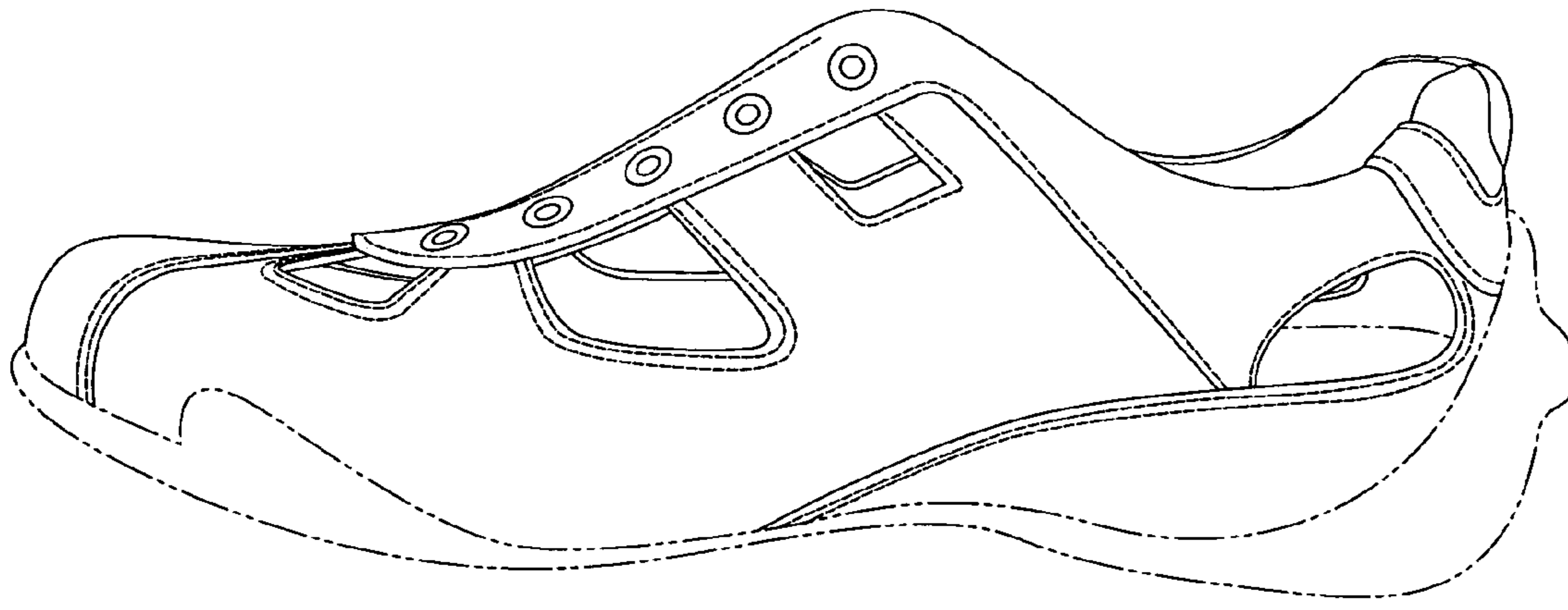


Fig. 3

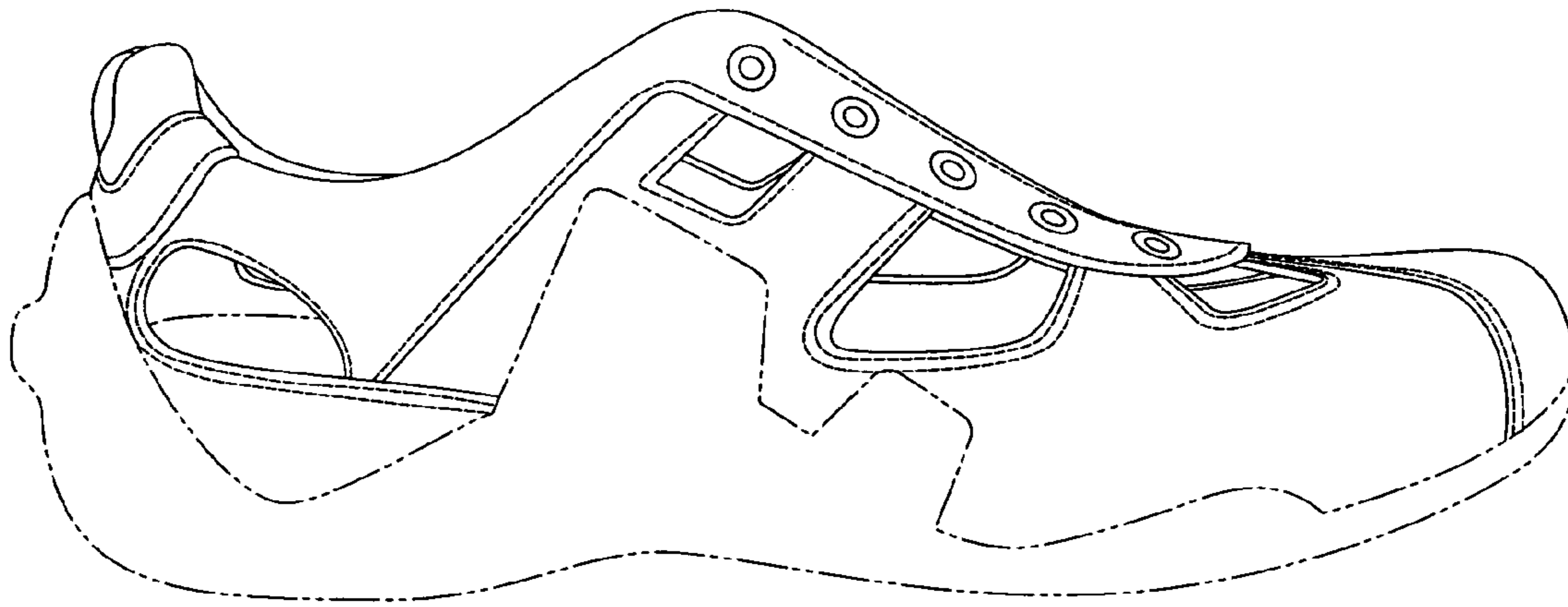


Fig. 4




Fig. 5

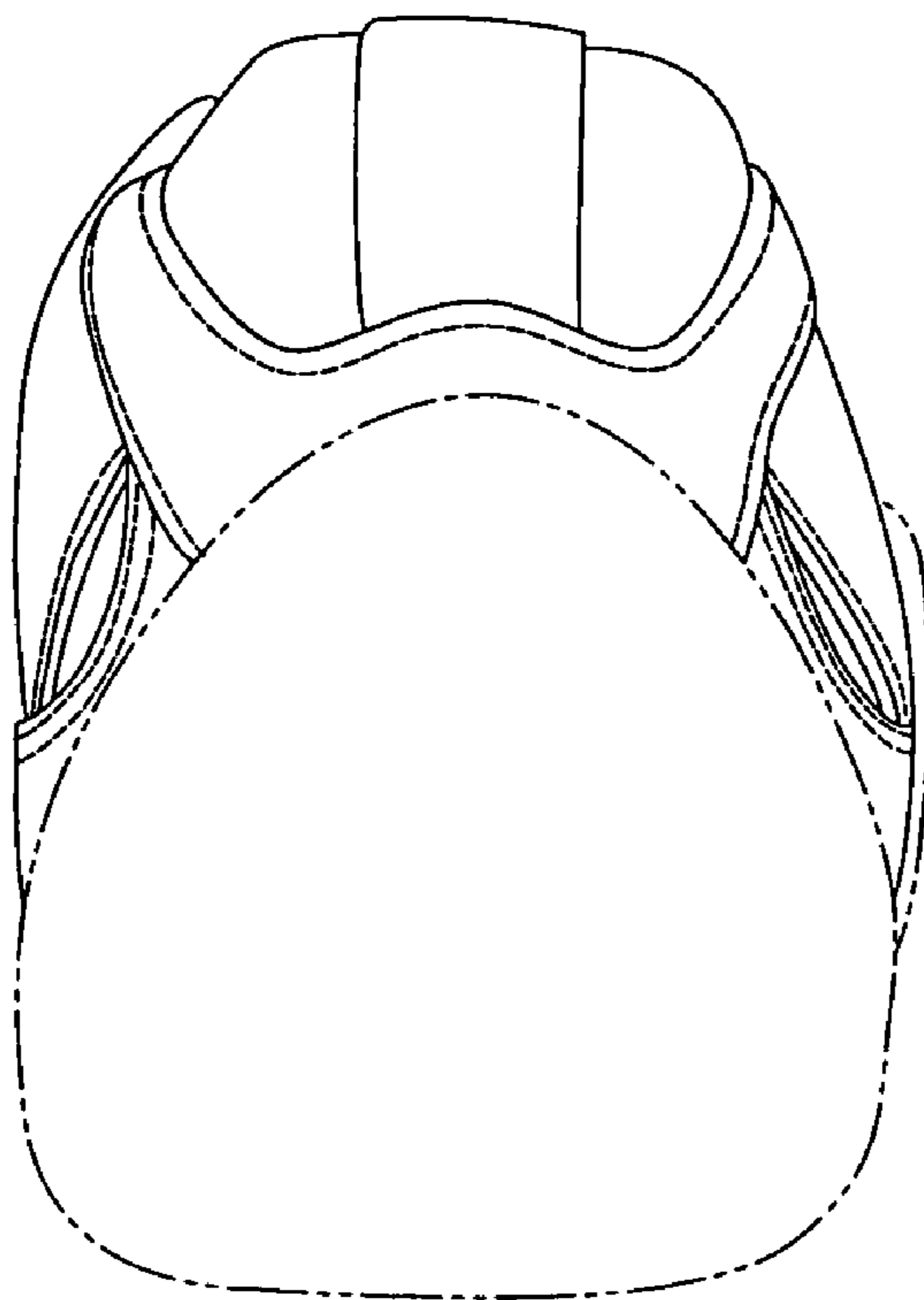


Fig. 6