



US00D559514S

(12) **United States Design Patent**
Norton et al.

(10) **Patent No.:** **US D559,514 S**
(45) **Date of Patent:** **** Jan. 15, 2008**

(54) **FOOTWEAR**

(75) Inventors: **Douglas E. Norton**, Scarborough, ME (US); **David K. Washburn**, Portland, ME (US); **Daniel J Richard**, Rye, NH (US)

(73) Assignee: **32north Corporation**, Biddeford, ME (US)

(**) Term: **14 Years**

(21) Appl. No.: **29/246,893**

(22) Filed: **May 18, 2006**

Related U.S. Application Data

(63) Continuation-in-part of application No. 29/246,863, filed on May 17, 2006, and a continuation-in-part of application No. 29/258,500, filed on Apr. 21, 2006, and a continuation-in-part of application No. 29/258,501, filed on Apr. 21, 2006.

(51) **LOC (8) Cl.** **02-99**

(52) **U.S. Cl.** **D2/962**

(58) **Field of Classification Search** D2/962, D2/896, 906, 914, 915, 946, 969; D6/533; 36/7.7, 7.6, 65, 67 A, 126-129, 134
See application file for complete search history.

(56) **References Cited**

U.S. PATENT DOCUMENTS

938,843 A * 11/1909 Golden 36/59 R
2,189,489 A 2/1940 Fritz
3,355,823 A 12/1967 Vogt
4,299,037 A * 11/1981 Carey 36/7.6
D262,157 S * 12/1981 Kinchen et al. D2/962

D277,899 S 3/1985 Hutchinson
D316,926 S * 5/1991 St. John D2/962
D336,559 S * 6/1993 Carmichael D2/962
D377,710 S * 2/1997 Poust D2/914
D394,740 S 6/1998 Poust
D405,246 S * 2/1999 Singer D2/946

OTHER PUBLICATIONS

“Notice of Allowance and Fee(s) Due”, Received in U.S. Appl. No. 29/258,501, mailed on Aug. 09, 2007.

“Notice of Allowance and Fee(s) Due”, Received in U.S. Appl. No. 29/258,500, mailed on Aug. 09, 2007.

“Notice of Allowance and Fee(s) Due”, Received in U.S. Appl. No. 29/246,863, mailed on Aug. 09, 2007.

* cited by examiner

Primary Examiner—Dominic Simone

Assistant Examiner—Rashida C. McCoy

(74) *Attorney, Agent, or Firm*—Strategic Patents, P.C.

(57) **CLAIM**

The ornamental design for footwear, as shown and described.

DESCRIPTION

FIG. 1 is a bottom perspective view of footwear showing my new design.

FIG. 2 is a back view of the design.

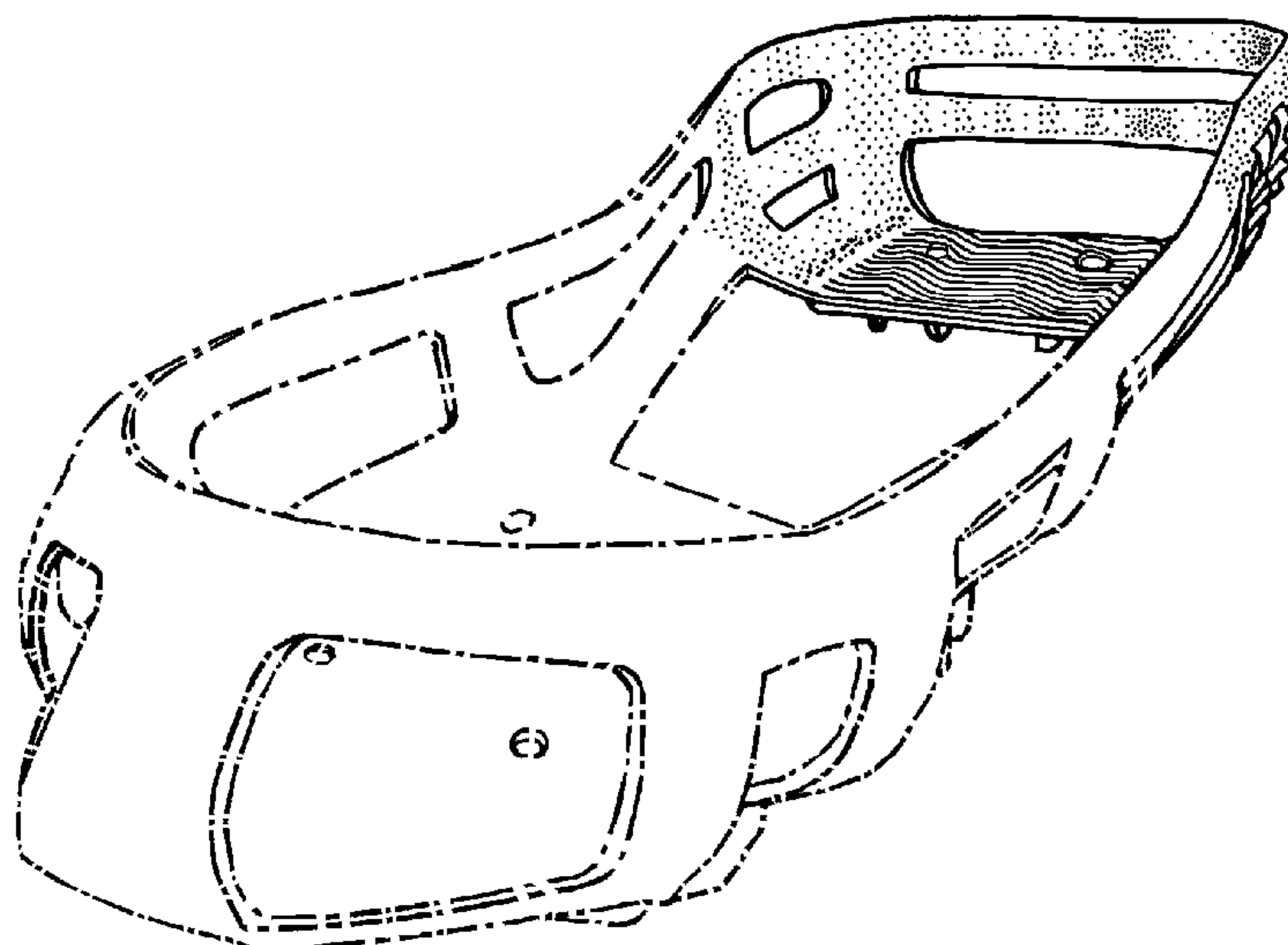
FIG. 3 is a view of the design from the right side.

FIG. 4 is a view of the design from the left side; and,

FIG. 5 is a bottom view of the design.

The broken lines showing portions of an item of footwear in FIGS. 1-5 are for illustrative purposes only and form no part of the claimed design.

1 Claim, 3 Drawing Sheets



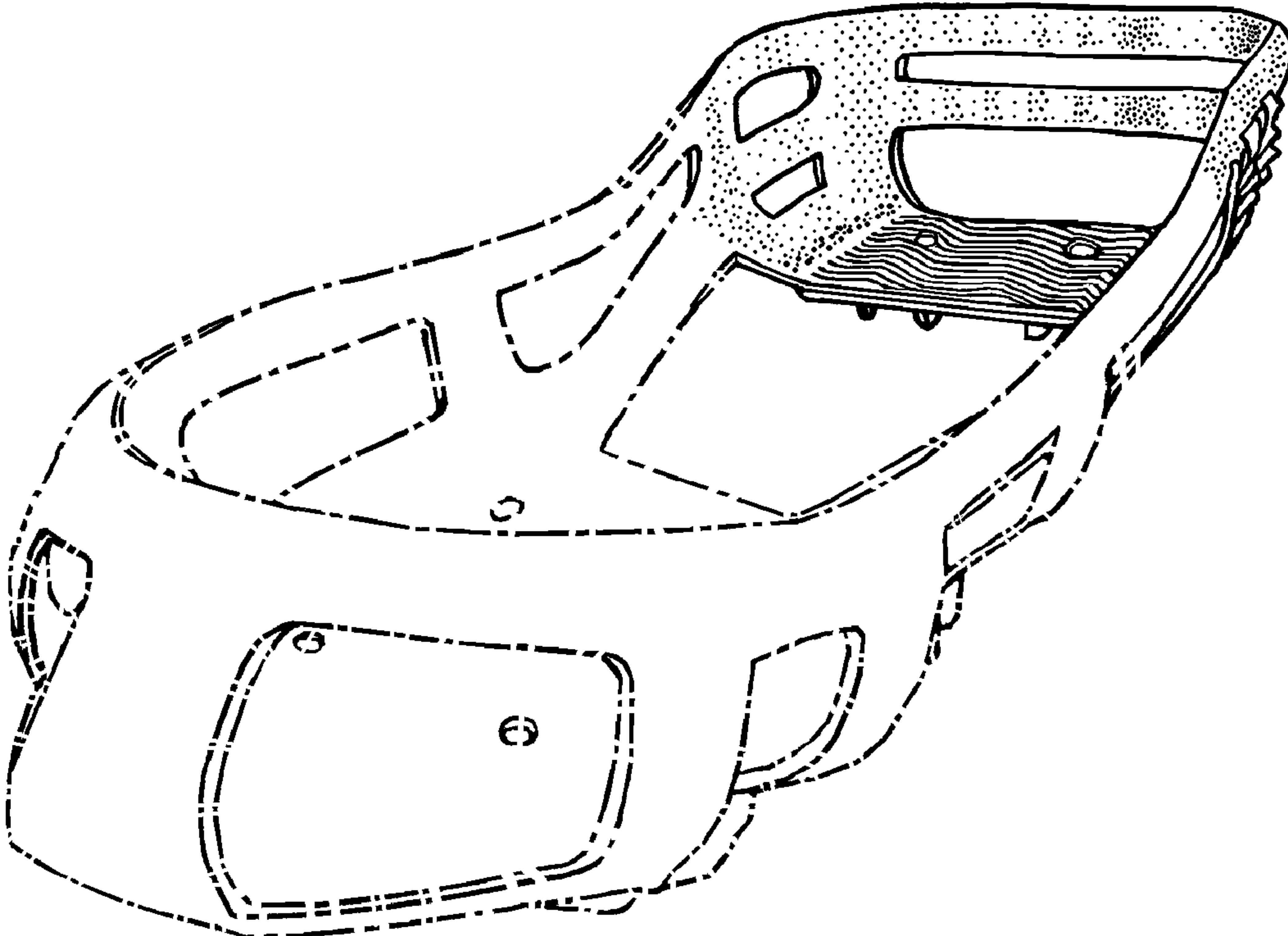


FIG. 1

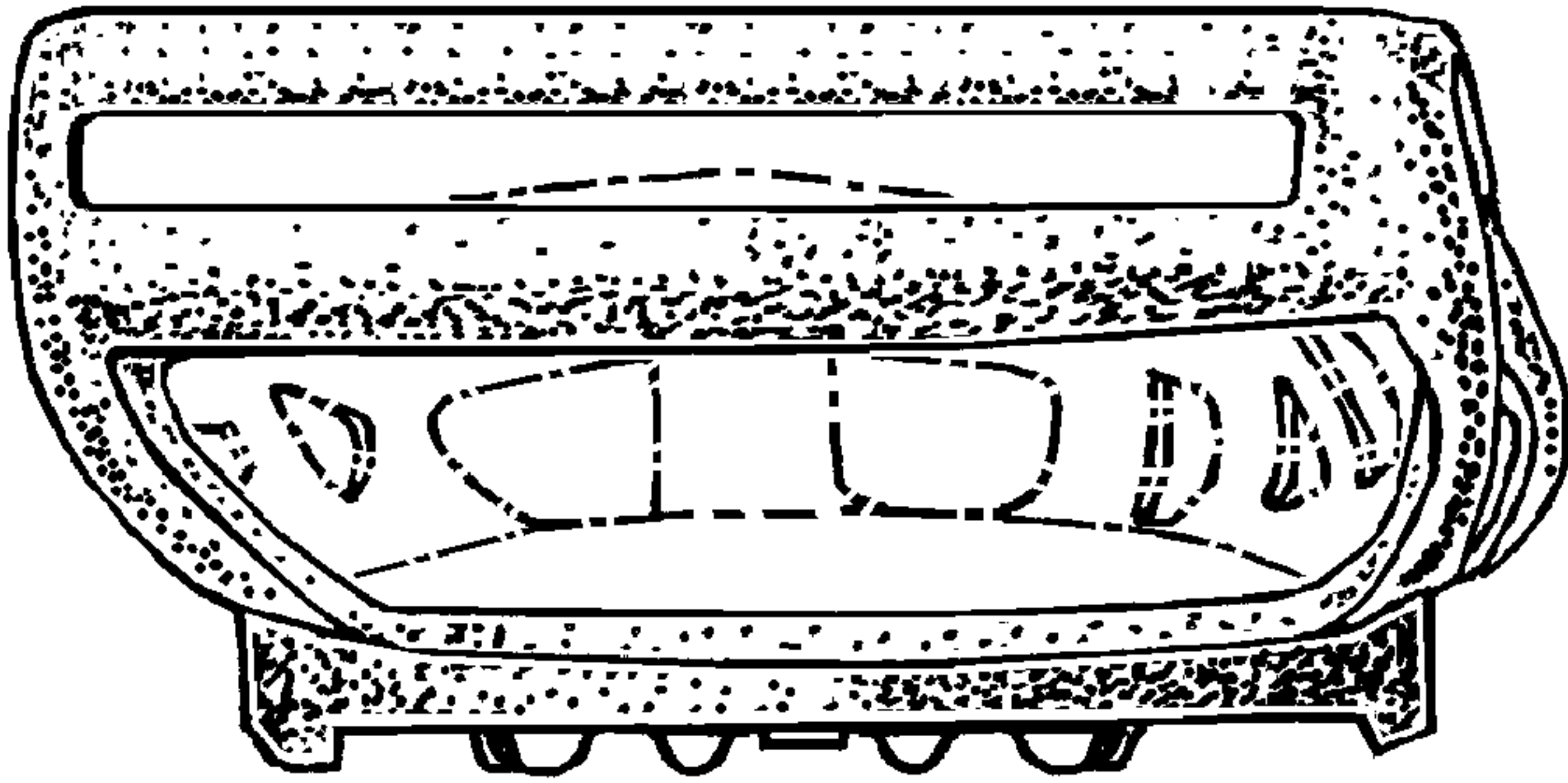


FIG. 2



FIG. 3

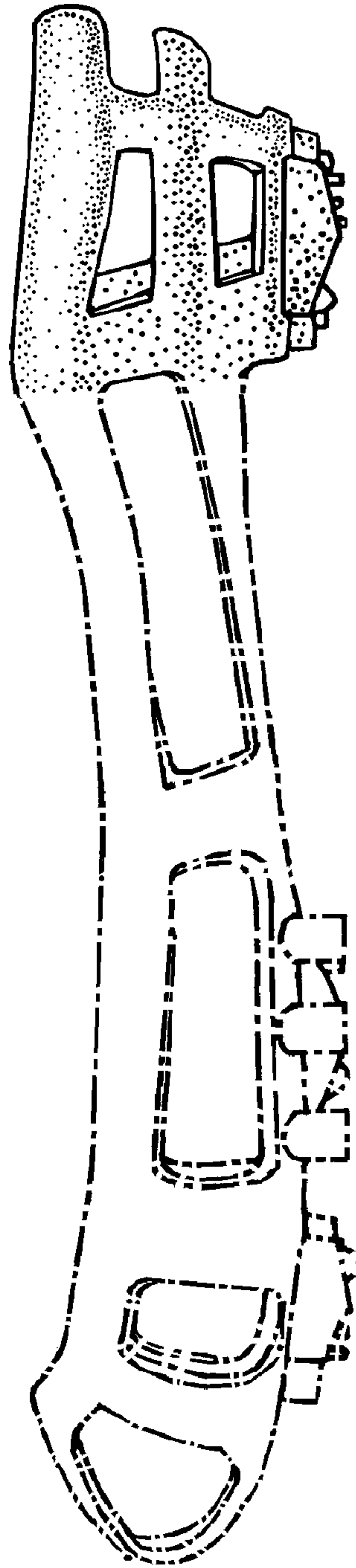


FIG. 4

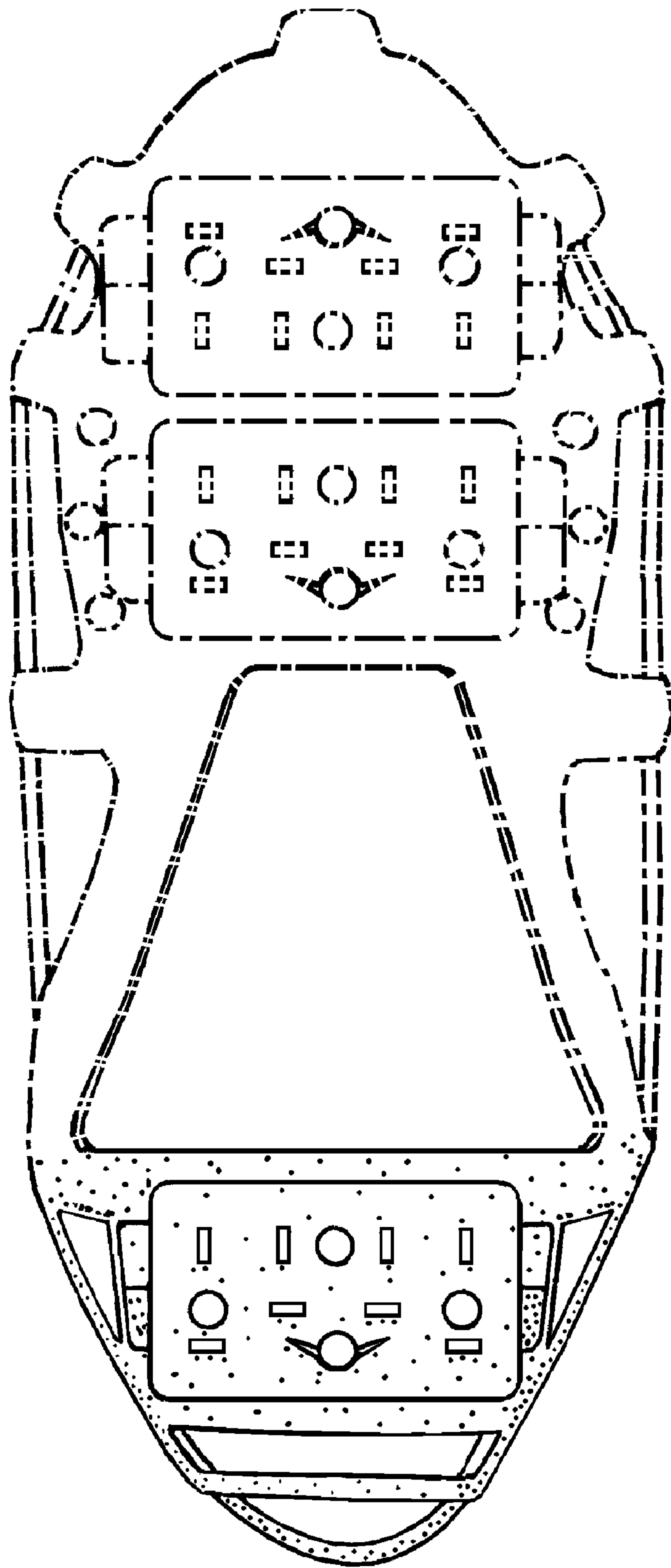


FIG. 5