



US00D559502S

(12) **United States Design Patent**
Lanphere, Jr.

(10) **Patent No.:** **US D559,502 S**

(45) **Date of Patent:** **** Jan. 15, 2008**

(54) **HELMET-SHAPED HAT WITH FACEMASK**

D487,409 S * 3/2004 Philipson D11/81
6,966,068 B2 * 11/2005 Johnson et al. 2/200.2

(76) Inventor: **Donald J. Lanphere, Jr.**, 1741
Ridgewood Ln. E., Glenview, IL (US)
60025

(Continued)

(**) Term: **14 Years**

(21) Appl. No.: **29/285,045**

(22) Filed: **Mar. 20, 2007**

(51) **LOC (8) Cl.** **02-03**

(52) **U.S. Cl.** **D2/870**

(58) **Field of Classification Search** D2/865,
D2/866, 871, 872, 873, 875, 876, 879, 882,
D2/884, 867, 868, 869, 870, 878, 888, 889;
2/9, 10, 12, 171, 171.1, 171.5, 181, 183,
2/184, 195.3, 410; D29/106

See application file for complete search history.

(56) **References Cited**

U.S. PATENT DOCUMENTS

D141,256 S * 5/1945 Dannenberg D29/105
2,619,639 A * 12/1952 Hendler 2/423
2,647,264 A * 8/1953 Dear Hutton 2/200.2
D235,940 S * 7/1975 Stock D2/870
D235,941 S * 7/1975 Stock D2/870
D237,844 S * 12/1975 Stock D2/870
D307,268 S * 4/1990 Lee D14/126
D312,915 S 12/1990 Gilfert et al.
D338,546 S * 8/1993 Barker D29/106
D366,347 S * 1/1996 Avey D29/106
D366,539 S * 1/1996 Lackovic D29/106
D366,557 S 1/1996 Ashby et al.
D369,154 S * 4/1996 Powell D14/403
D378,158 S * 2/1997 Casey D2/889
D382,671 S * 8/1997 Shewchenko D29/106
D397,580 S * 9/1998 Dunn et al. D7/402
D420,670 S * 2/2000 Hernandez et al. D14/232
D426,371 S 6/2000 Mandzick
D443,405 S * 6/2001 Quiroz D2/869
6,401,258 B1 6/2002 Wilson
D461,152 S * 8/2002 Schmitt D12/197
D478,204 S 8/2003 Cortez et al.

OTHER PUBLICATIONS

Printout (5 pages) from website www.ramstailgating.com advertising the HelmHat from Johnny GridIron on p. 3 of the printout.

Printout (2 pages) from website www.collegegear.com advertising the College Helmet Hat on p. 2 of the printout.

Primary Examiner—Elizabeth A. Albert

Assistant Examiner—Karen E Eldridge Powers

(74) *Attorney, Agent, or Firm*—Patula & Associates, P.C.

(57) **CLAIM**

The ornamental design for a helmet-shaped hat with facemask, as shown and described.

DESCRIPTION

FIG. 1 is a perspective view of a helmet-shaped hat with facemask, showing the facemask portion attached;

FIG. 2 is a perspective exploded view of a helmet-shaped hat with facemask, showing the facemask portion detached;

FIG. 3 is a side view of the helmet-shaped hat with facemask of FIG. 1.

FIG. 4 is an opposite side view of the helmet-shaped hat with facemask of FIG. 1.

FIG. 5 is a front view of the helmet-shaped hat with facemask of FIG. 1.

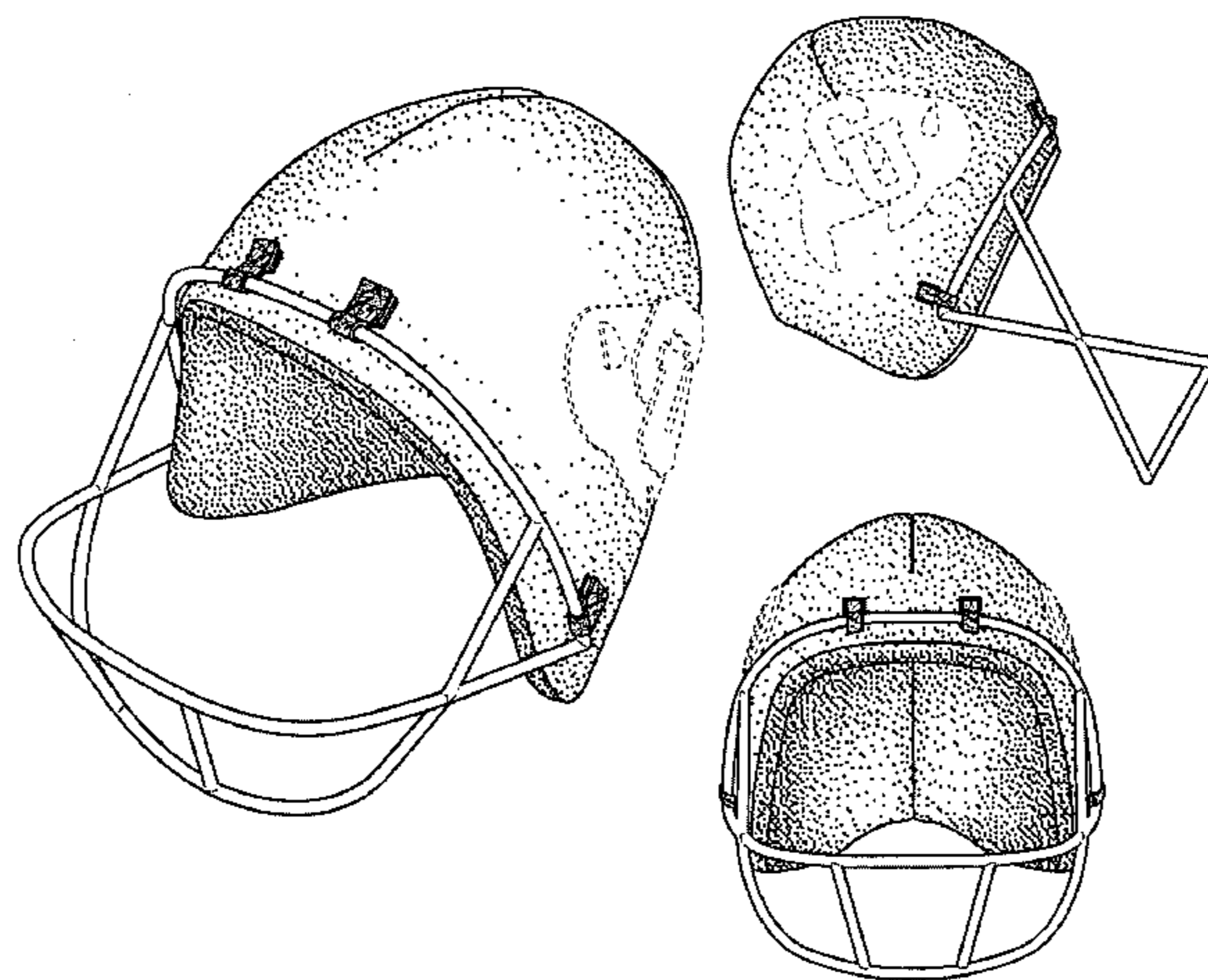
FIG. 6 is a back view of the helmet-shaped hat with facemask of FIG. 1.

FIG. 7 is a top view of the helmet-shaped hat with facemask of FIG. 1; and,

FIG. 8 is a bottom view of the helmet-shaped hat with facemask of FIG. 1.

The broken lines illustrate environmental matter, and form no part of the claimed design.

1 Claim, 2 Drawing Sheets



US D559,502 S

Page 2

U.S. PATENT DOCUMENTS		D539,514 S *	4/2007	Talley	D2/878		
D518,738 S *	4/2006	Dreggors	D10/6	2004/0250337 A1	12/2004	Pietrzykowski	
D525,767 S	8/2006	Boyle		2007/0157370 A1*	7/2007	Joubert Des Ouches	2/410
D526,450 S *	8/2006	Taylor et al.	D30/111	* cited by examiner			

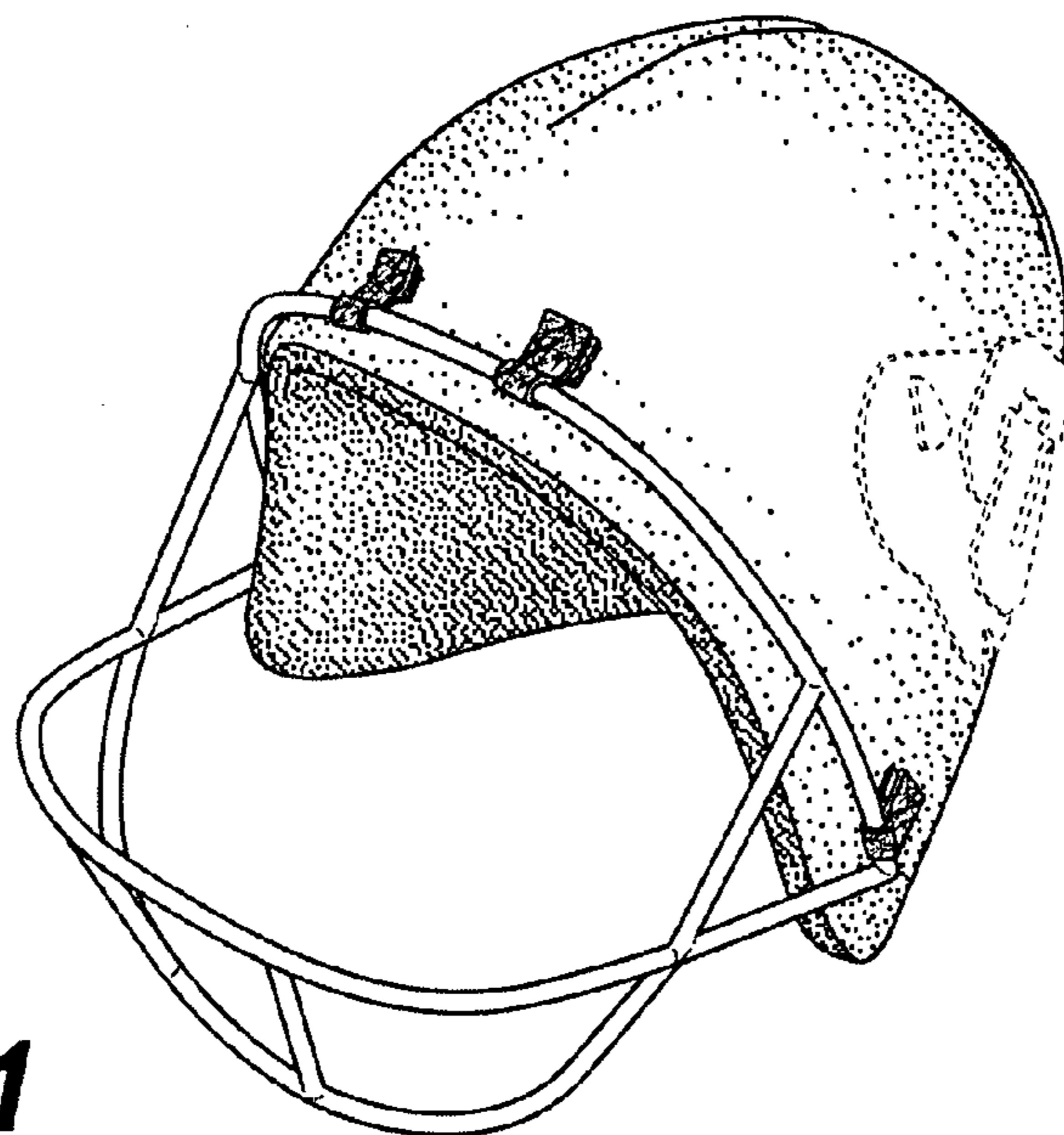


FIG. 1

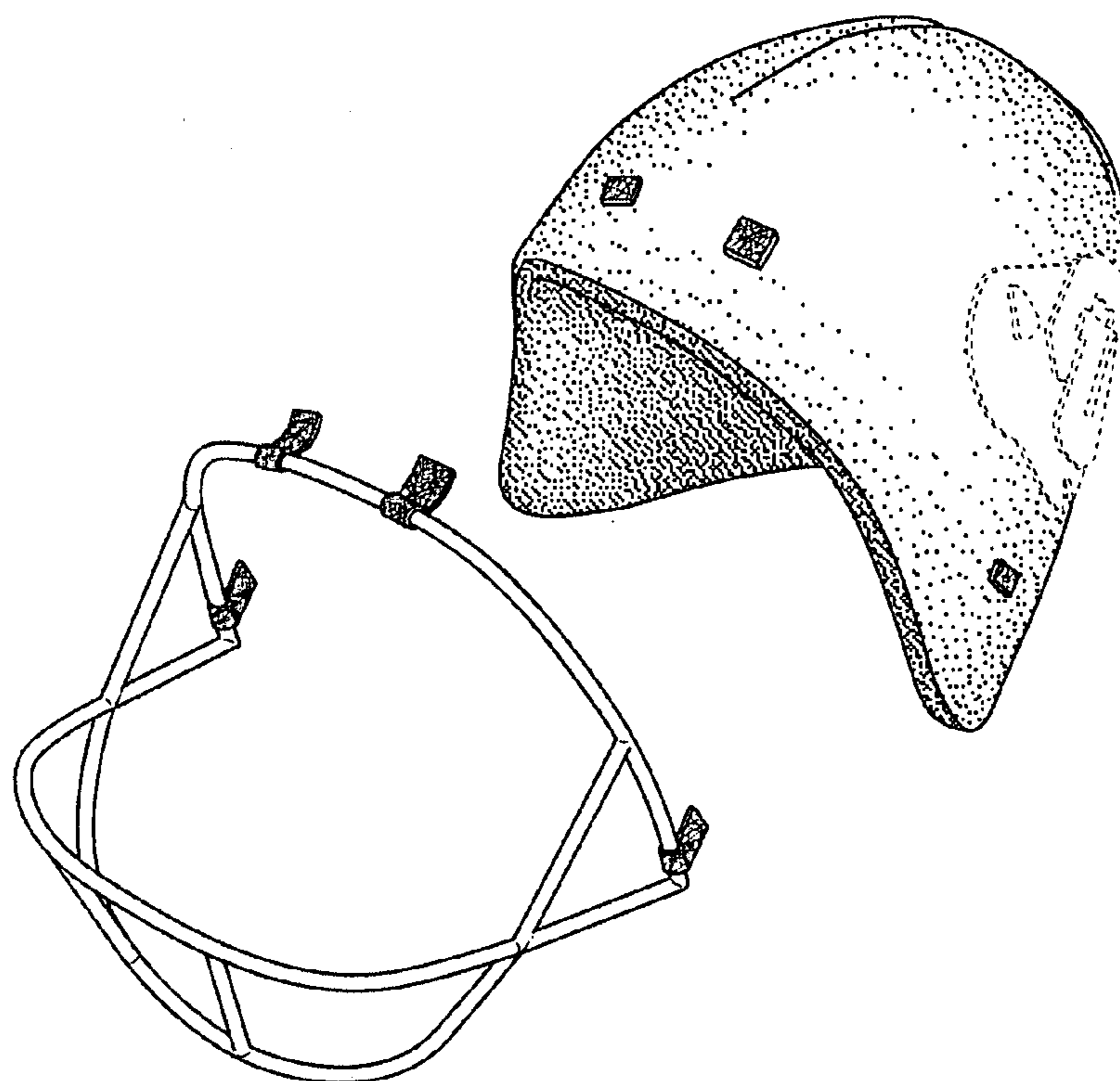


FIG. 2

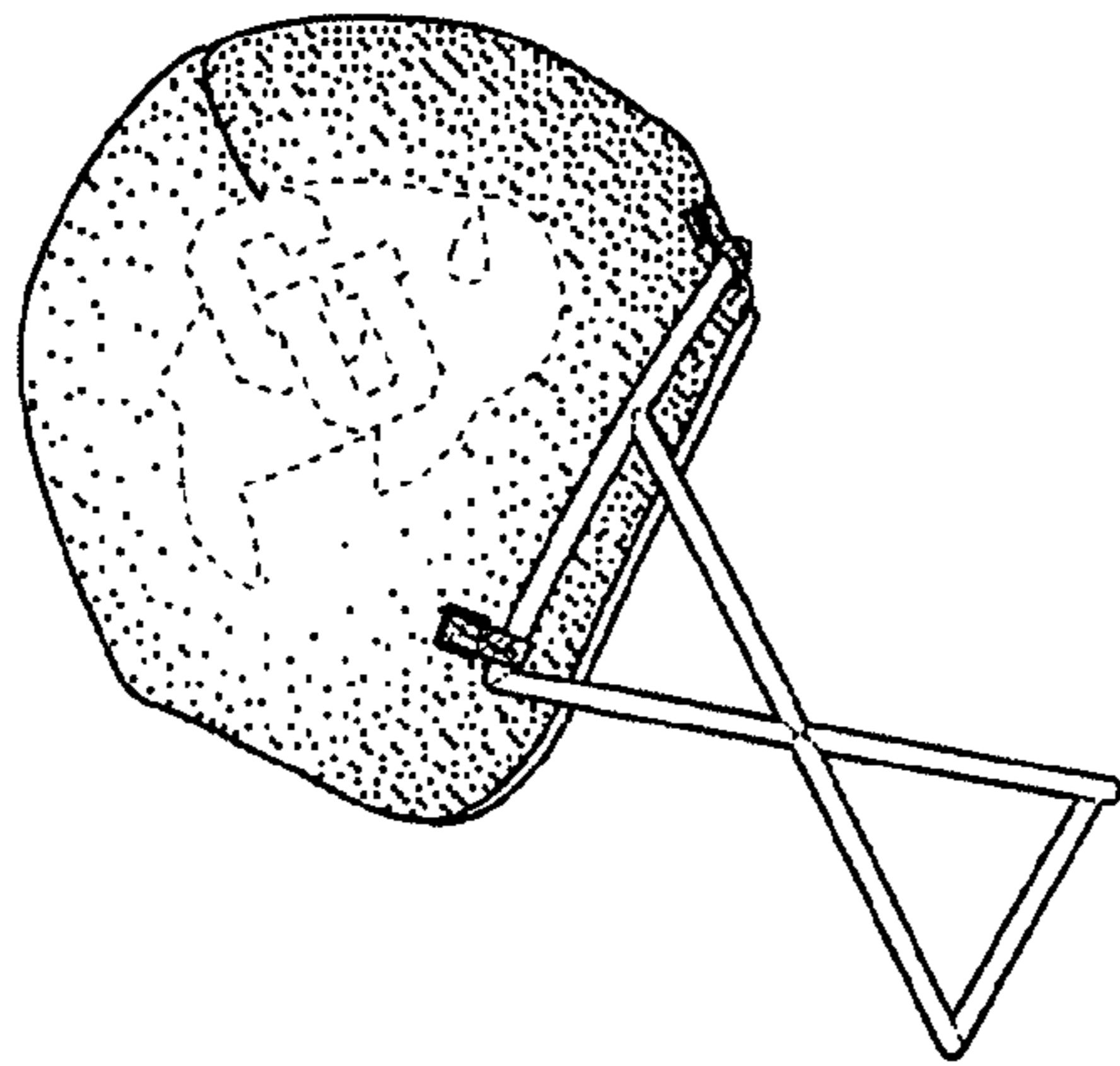


FIG. 3

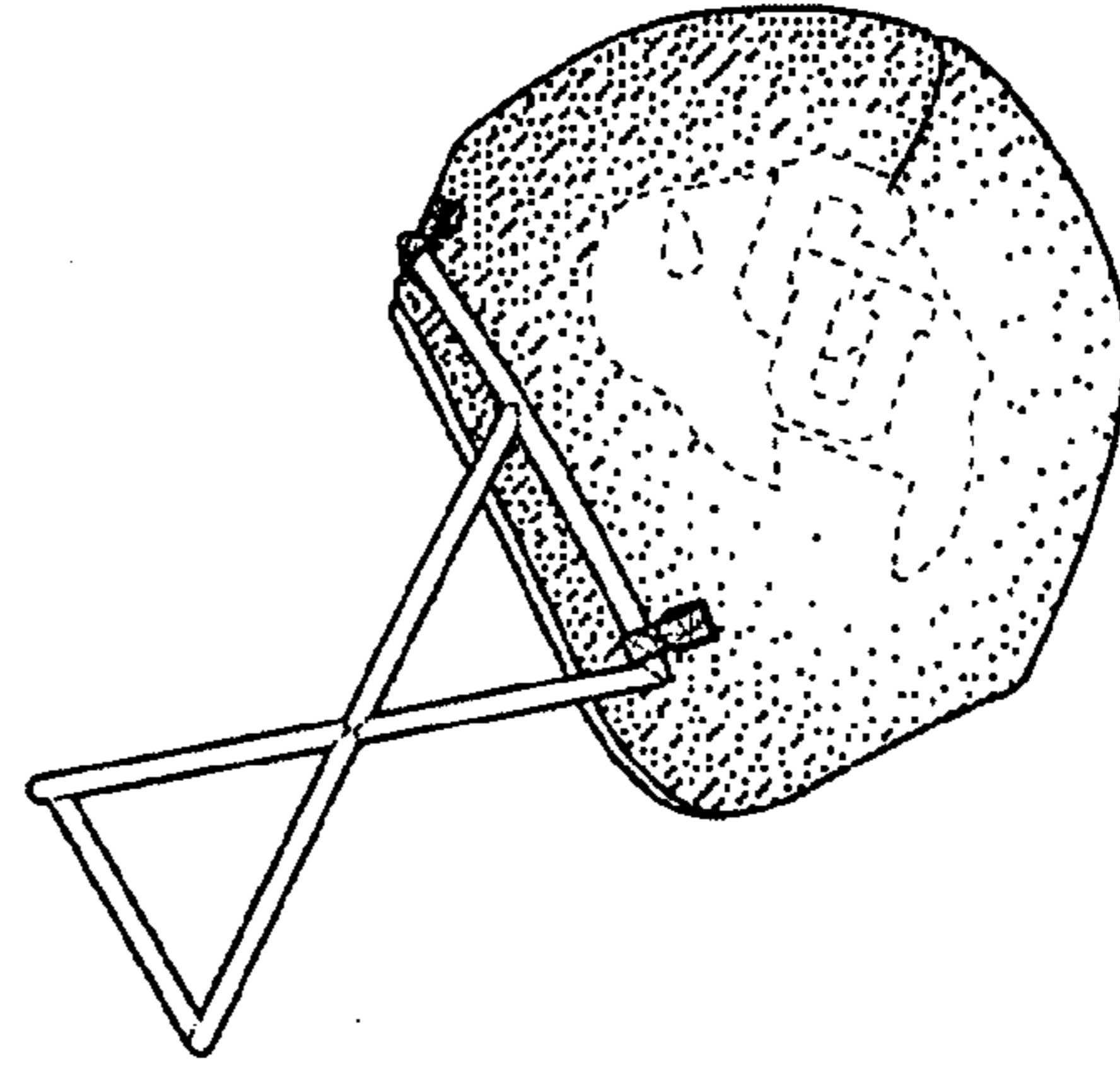


FIG. 4

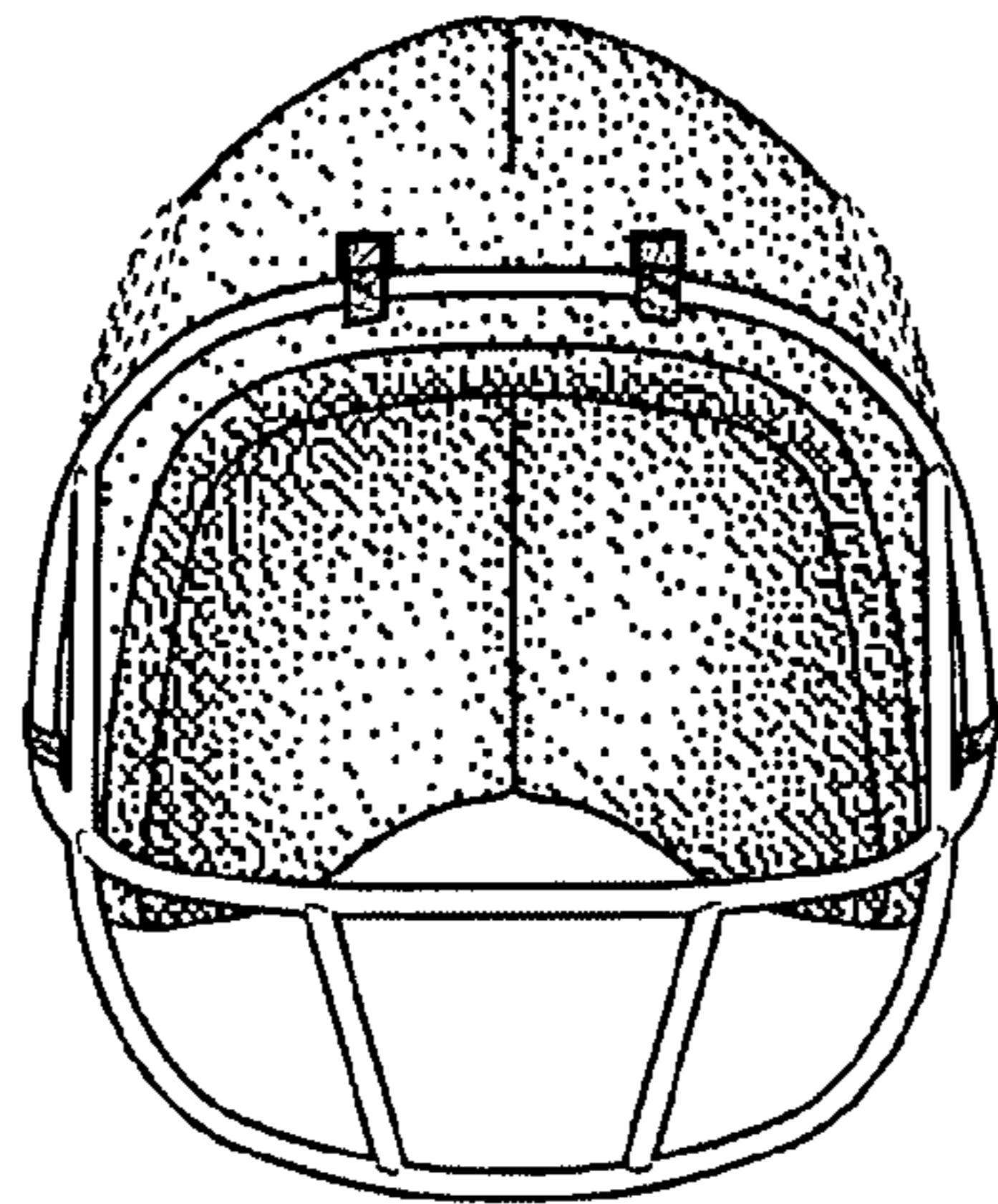


FIG. 5

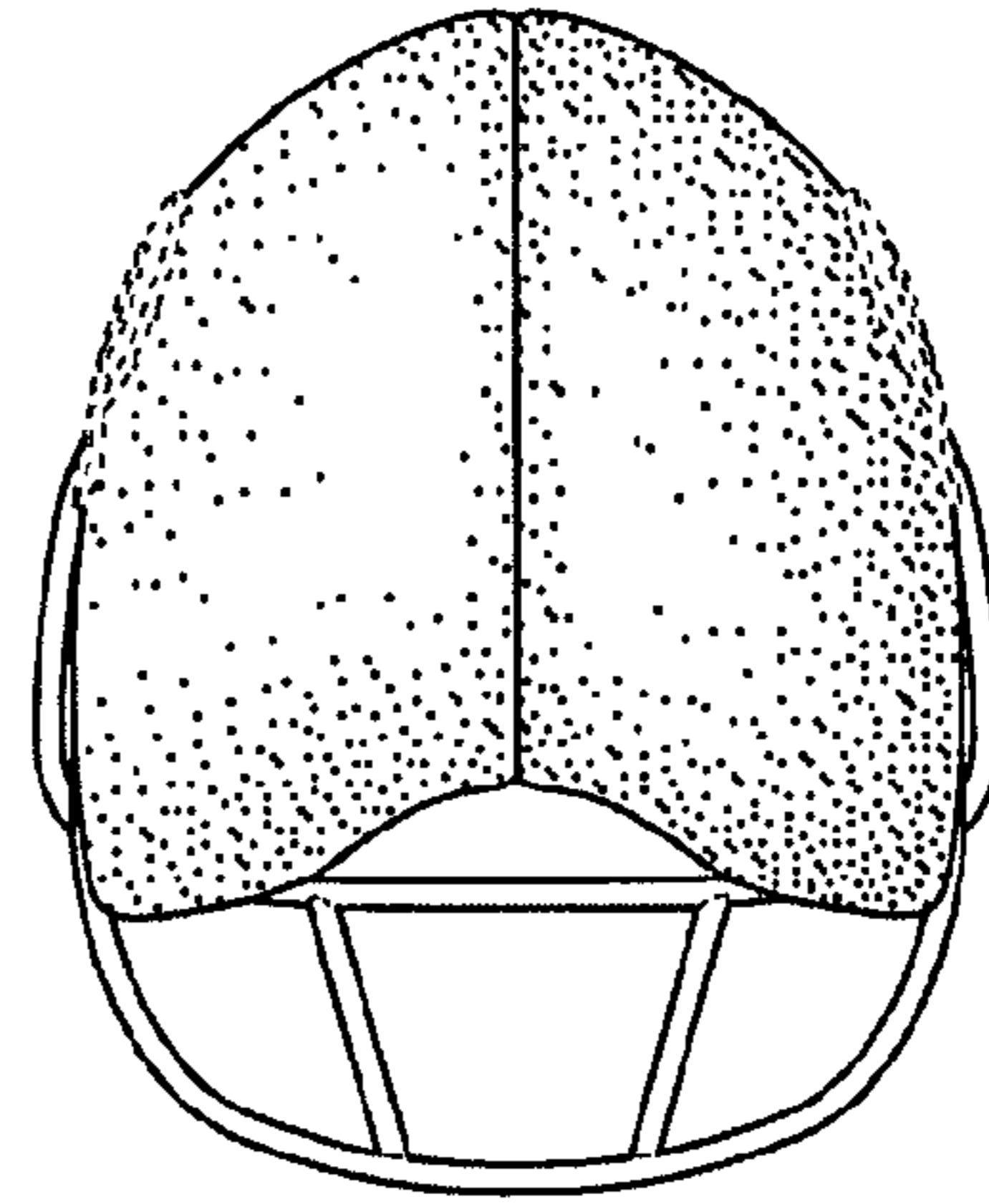


FIG. 6

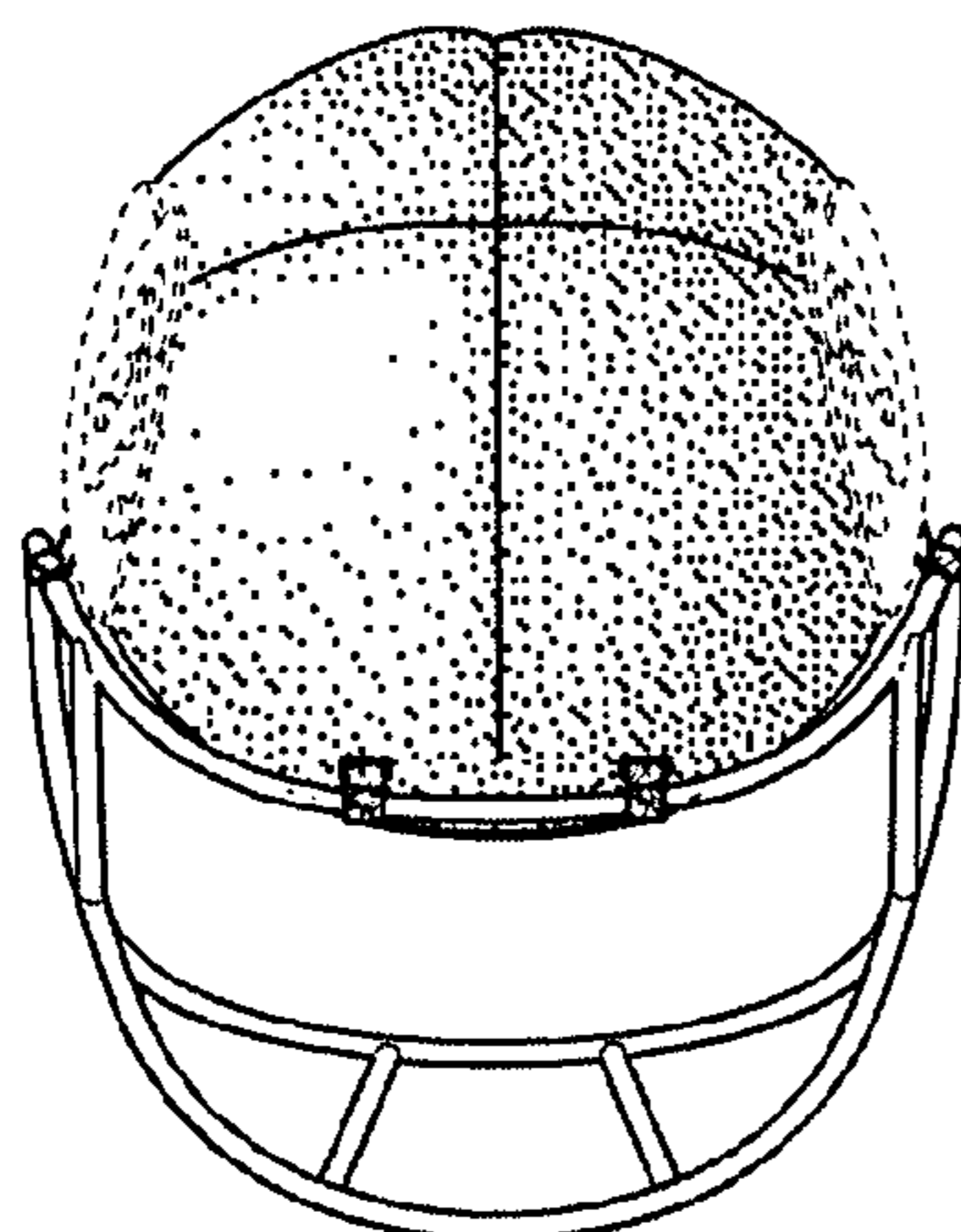


FIG. 7

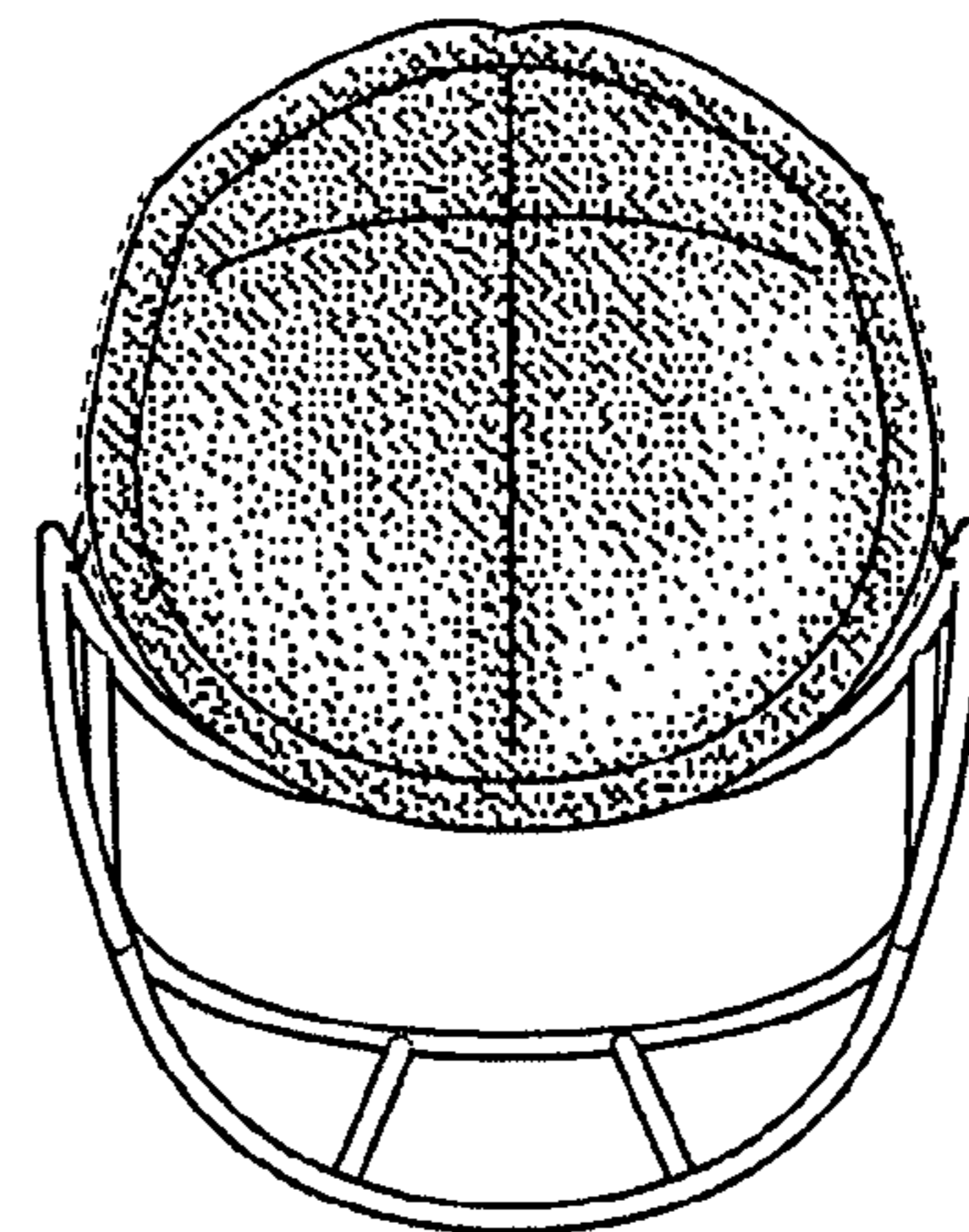


FIG. 8