



US00D559472S

(12) **United States Design Patent** (10) **Patent No.:** **US D559,472 S**
Abinanti et al. (45) **Date of Patent:** **** Jan. 8, 2008**

(54) **FEED DISH**

(76) Inventors: **T. Michael Abinanti**, 266 Park Dr.,
Palatine, IL (US) 60067; **Sharon M.**
Abinanti, 266 Park Dr., Palatine, IL
(US) 60067

(**) Term: **14 Years**

(21) Appl. No.: **29/257,565**

(22) Filed: **Apr. 6, 2006**

(51) **LOC (8) Cl.** **30-03**

(52) **U.S. Cl.** **D30/129**

(58) **Field of Classification Search** 119/61.5,
119/61.51-61.54, 61.57, 61.1, 74, 61.56;
D30/121, 129, 130-133; D7/359, 513, 514-516,
D7/709, 547, 354, 357, 553.6; 99/428, 442,
99/DIG. 15; 249/DIG. 1; D3/315; D11/143,
D11/152; D28/93; D22/122

See application file for complete search history.

(56) **References Cited**

U.S. PATENT DOCUMENTS

D30,528 S *	4/1899	Hightower	D22/122
1,565,077 A *	12/1925	Finn	99/442
D156,331 S *	12/1949	French	D30/129
2,661,679 A *	12/1953	Van Guilder	249/139
D193,308 S *	7/1962	O'Jackson	D7/501
D194,325 S *	1/1963	Swett	D7/505
3,205,860 A *	9/1965	Moore	119/52.4
3,399,858 A *	9/1968	Luker	249/117
3,491,724 A *	1/1970	Sunner		
D220,230 S *	3/1971	Friedman	D28/93
4,399,772 A *	8/1983	Salinas	119/51.5
5,125,363 A *	6/1992	McGaha	119/51.5
D347,143 S *	5/1994	Awyong	D7/354
D351,762 S *	10/1994	Williams et al.	D7/547
5,467,738 A *	11/1995	Cass	119/61.53
5,628,276 A *	5/1997	Raposa	119/61.54
5,676,050 A *	10/1997	Beck	99/428
D389,011 S *	1/1998	DeCoster	D7/387
5,873,573 A *	2/1999	Beatty, Jr.	273/336

D418,008 S *	12/1999	Rachel et al.	D7/359
D421,549 S *	3/2000	Hints	D7/555
D437,522 S *	2/2001	Measom	D7/354
D444,676 S *	7/2001	Murphy	D7/553.6
D453,488 S *	2/2002	McCauley	D11/152
D485,208 S *	1/2004	Fan	D11/143
D485,710 S *	1/2004	Burkhart et al.	D6/491
D488,741 S *	4/2004	Moya	D11/143
6,860,229 B1 *	3/2005	Craft	119/61.5
D504,581 S *	5/2005	Kim et al.	D6/457
2002/0185073 A1 *	12/2002	Fullerton et al.	119/51.01

* cited by examiner

Primary Examiner—M. H. Tung

Assistant Examiner—Susan Moon Lee

(74) *Attorney, Agent, or Firm*—Pauley Petersen & Erickson

(57) **CLAIM**

The ornamental design for a feed dish, as shown.

DESCRIPTION

FIG. 1 is a front perspective view of a feed dish, according to one embodiment of this invention;

FIG. 2 is a side view of the feed dish, as shown in FIG. 1;

FIG. 3 is a top view of the feed dish, as shown in FIG. 1;

FIG. 4 is a side sectional view of the feed dish, taken along line 4—4 as shown in FIG. 3;

FIG. 5 is a bottom view of the feed dish, as shown in FIG. 1;

FIG. 6 is a perspective view of a feed dish, according to another embodiment of this invention;

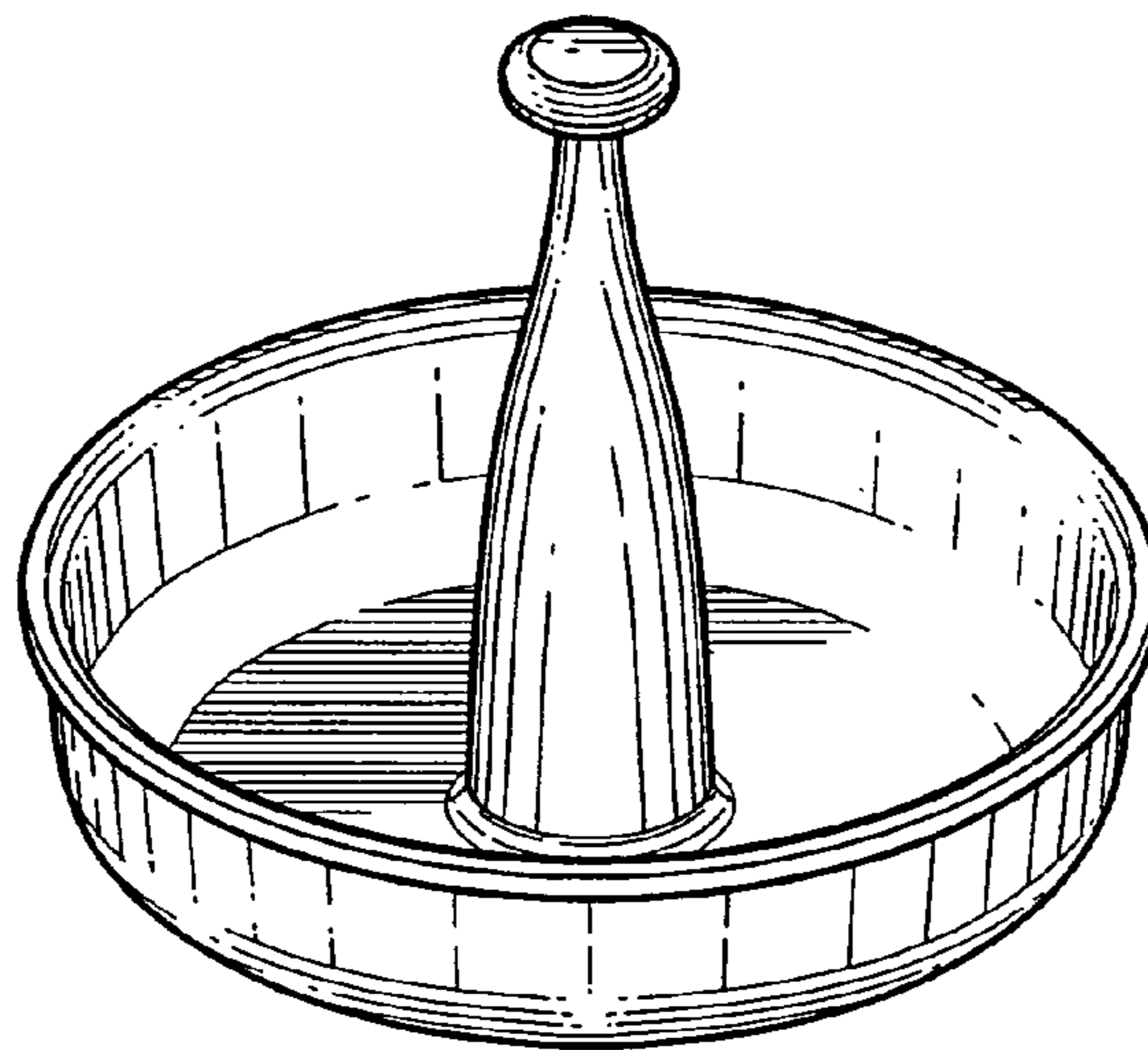
FIG. 7 is a side view of the feed dish, as shown in FIG. 6;

FIG. 8 is a top view of the feed dish, as shown in FIG. 6;

FIG. 9 is a side sectional view of the feed dish, taken along line 9—9 as shown in FIG. 8; and,

FIG. 10 is a bottom view of the feed dish, as shown in FIG. 6.

1 Claim, 6 Drawing Sheets



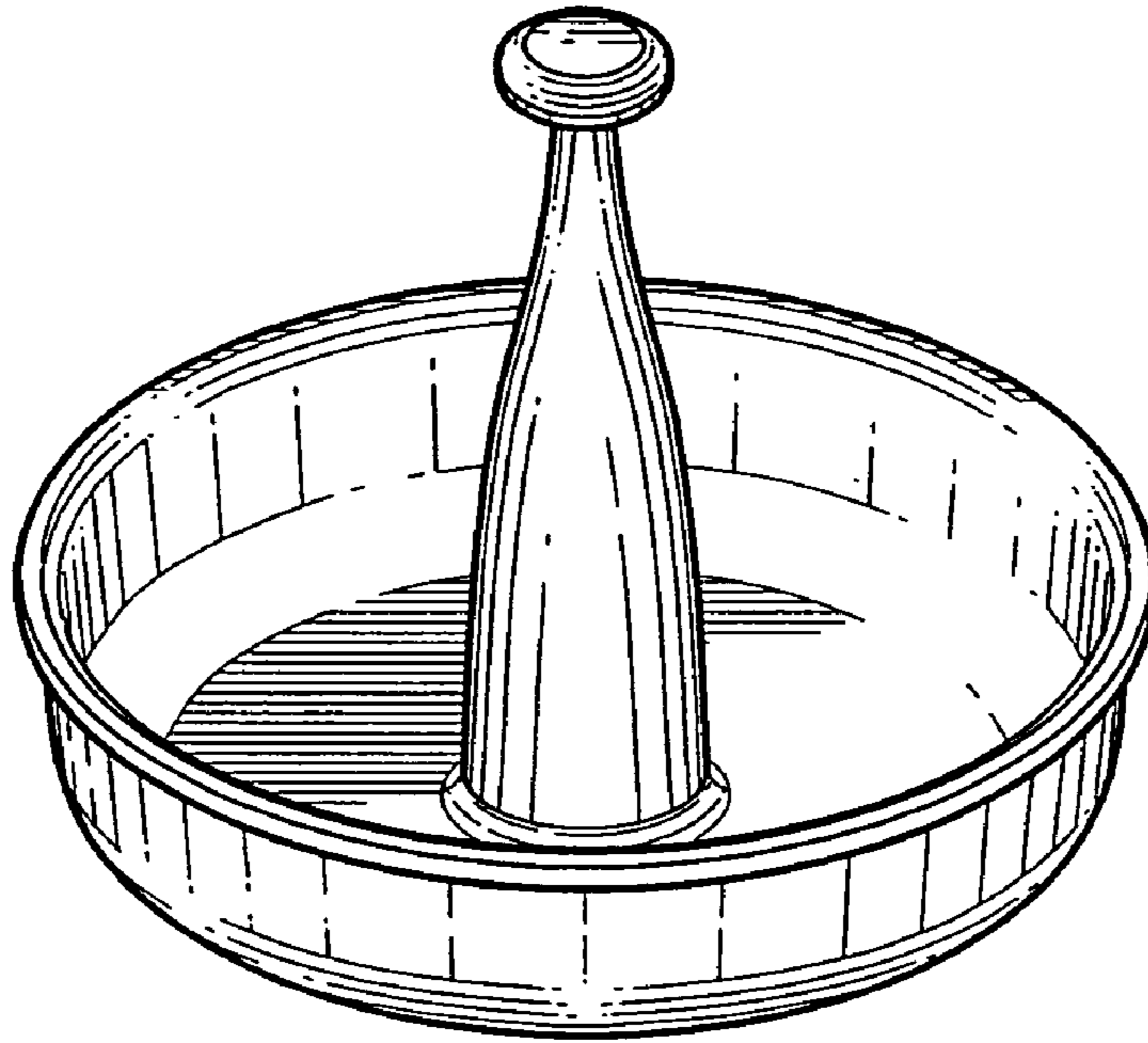


FIG. 1




FIG. 2

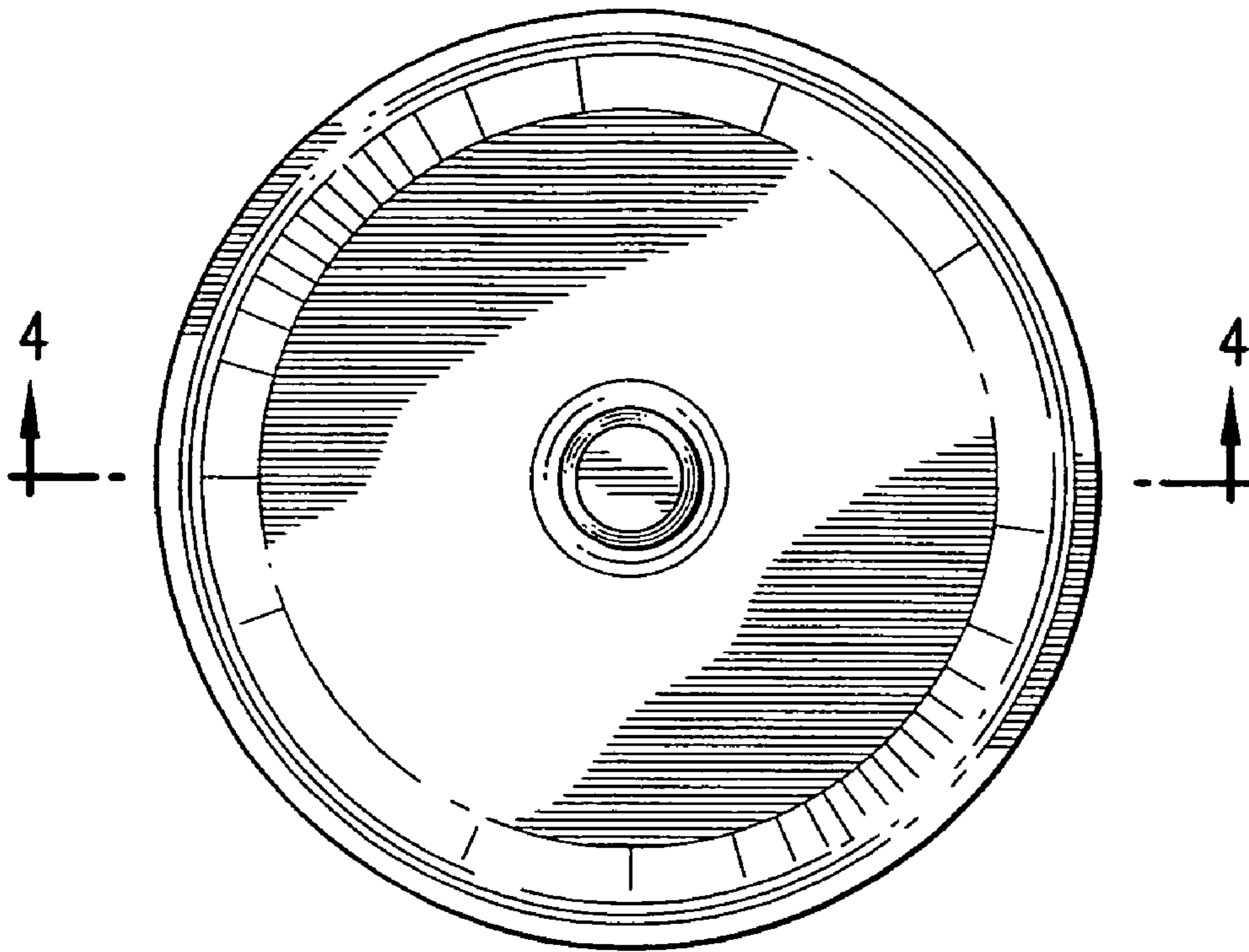


FIG. 3

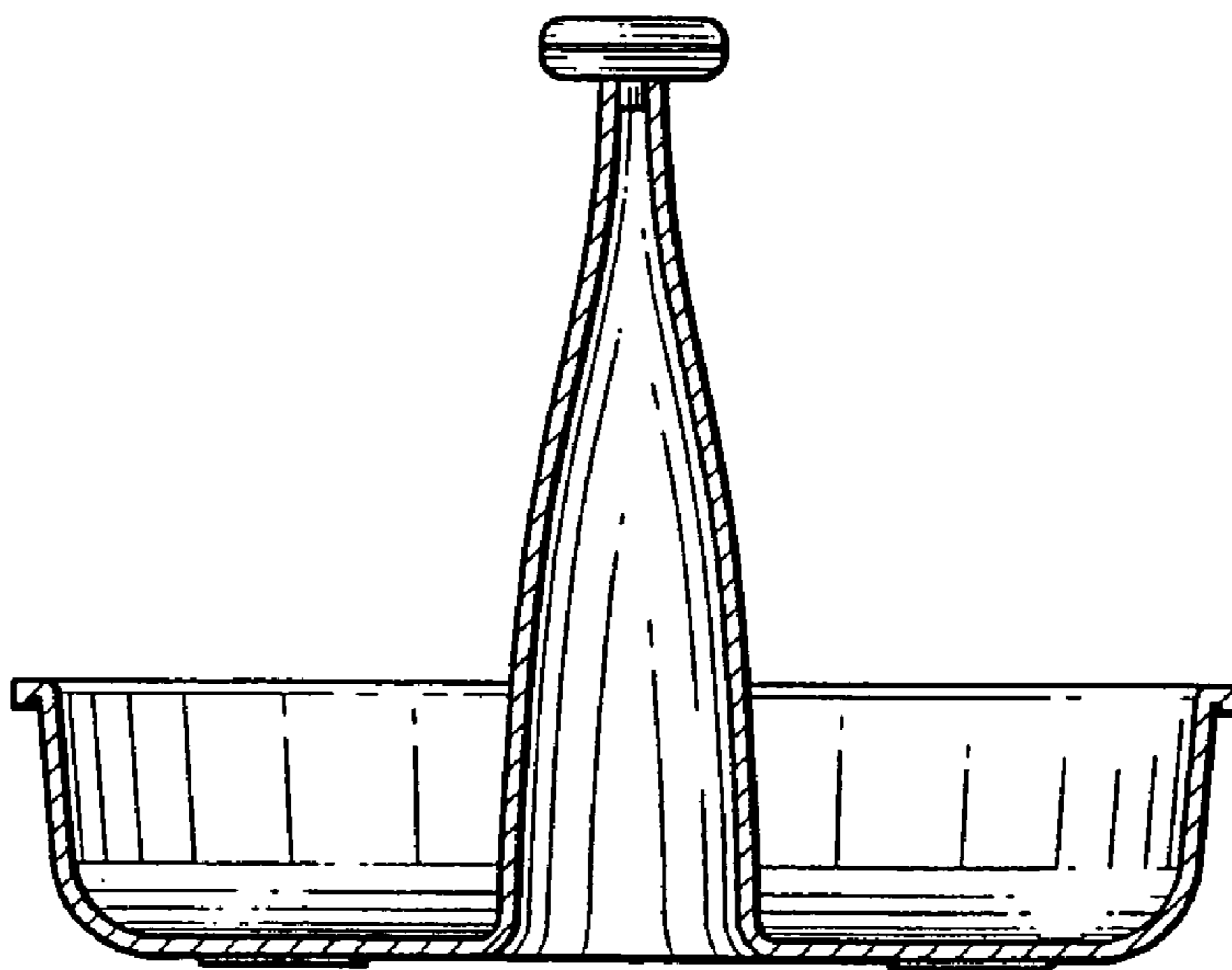


FIG. 4

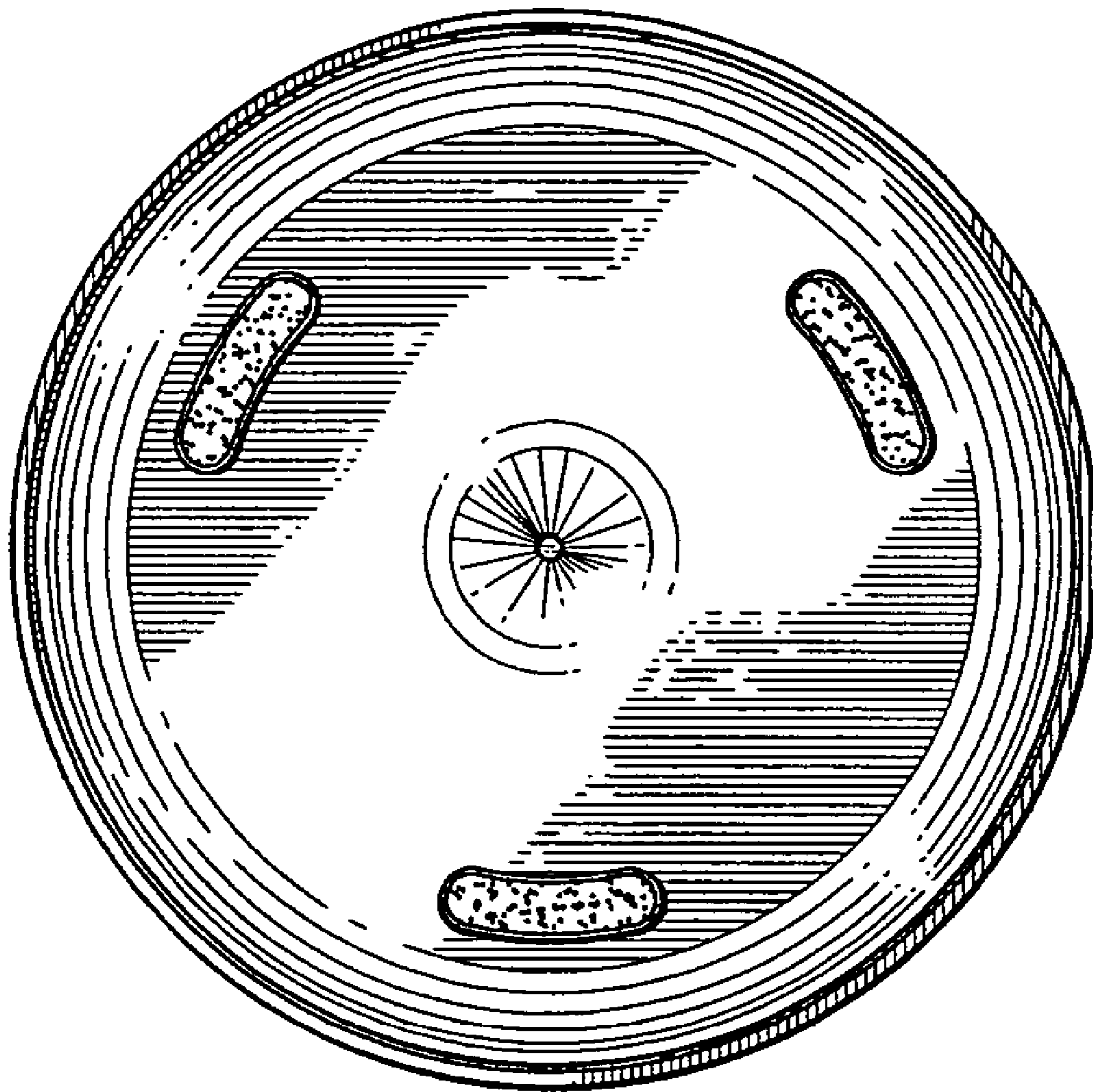


FIG. 5

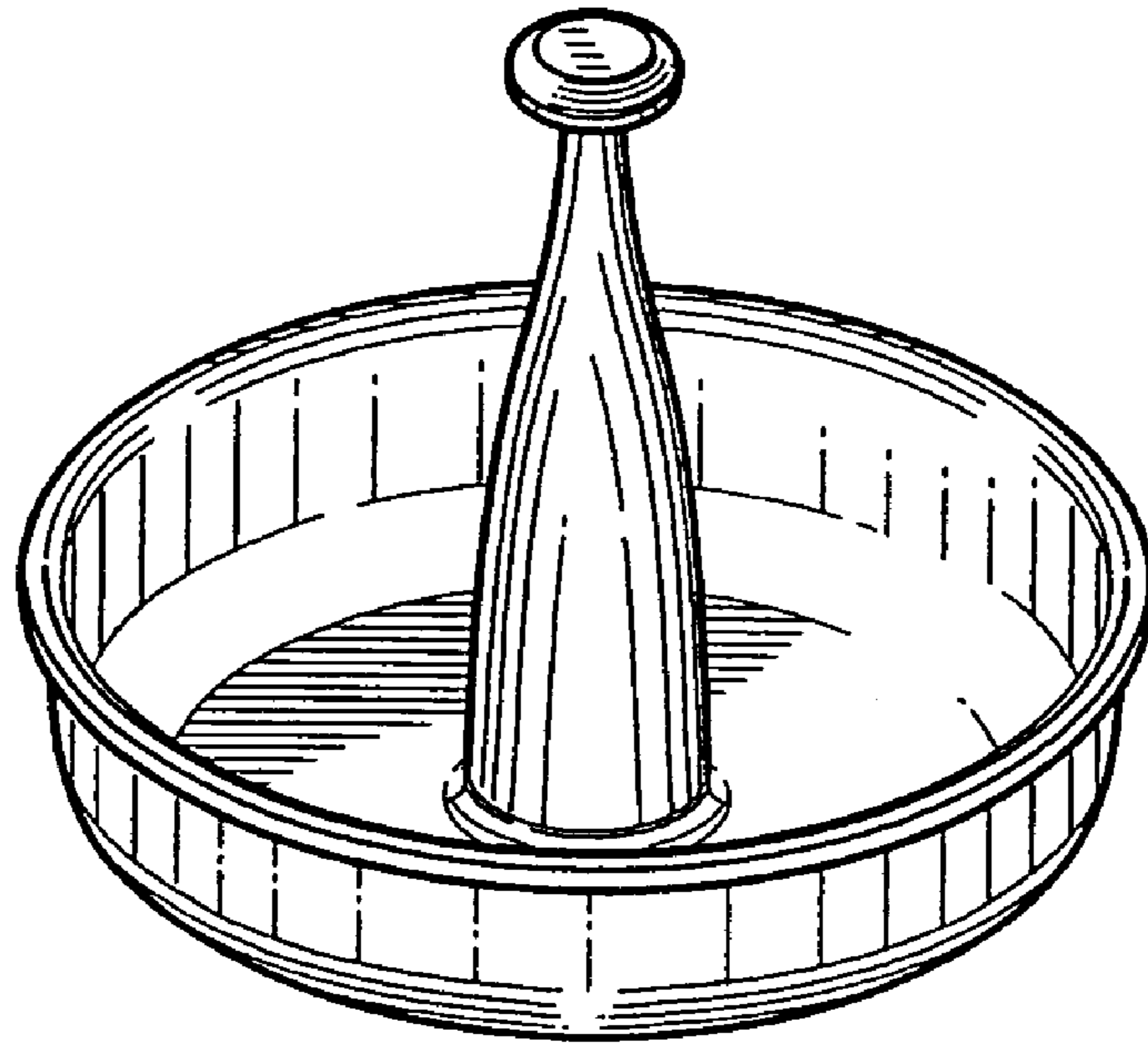


FIG. 6




FIG. 7

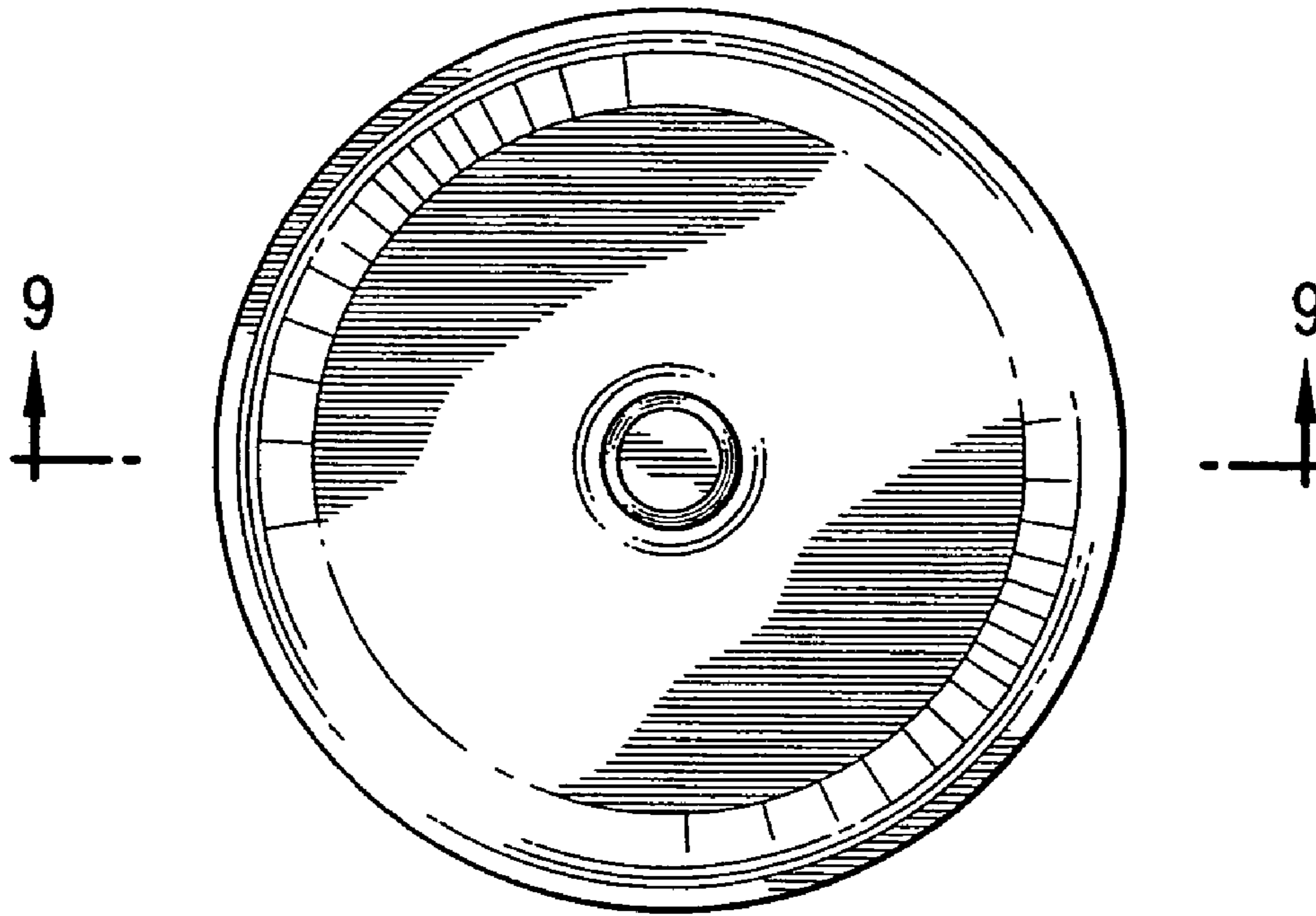


FIG. 8

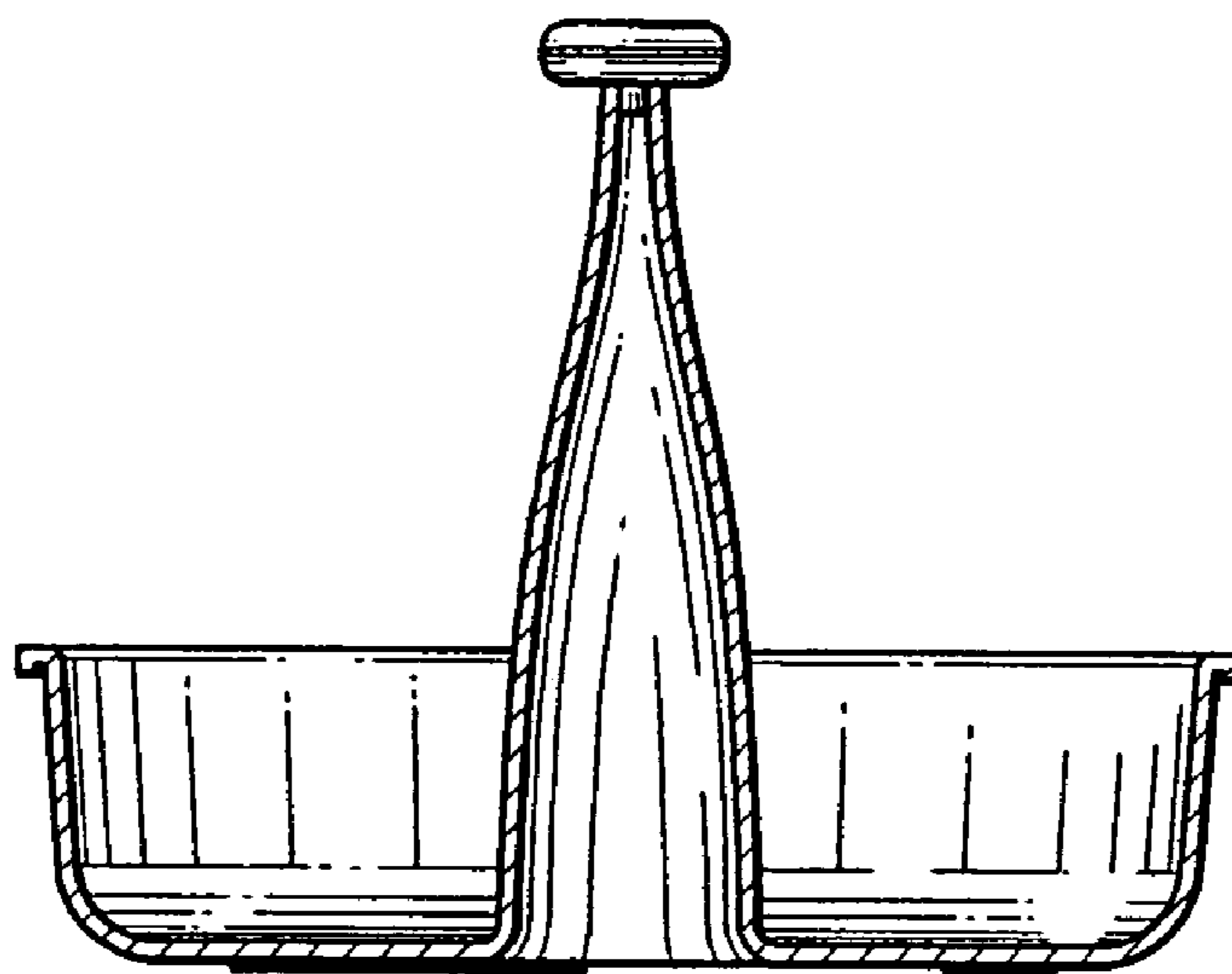


FIG. 9

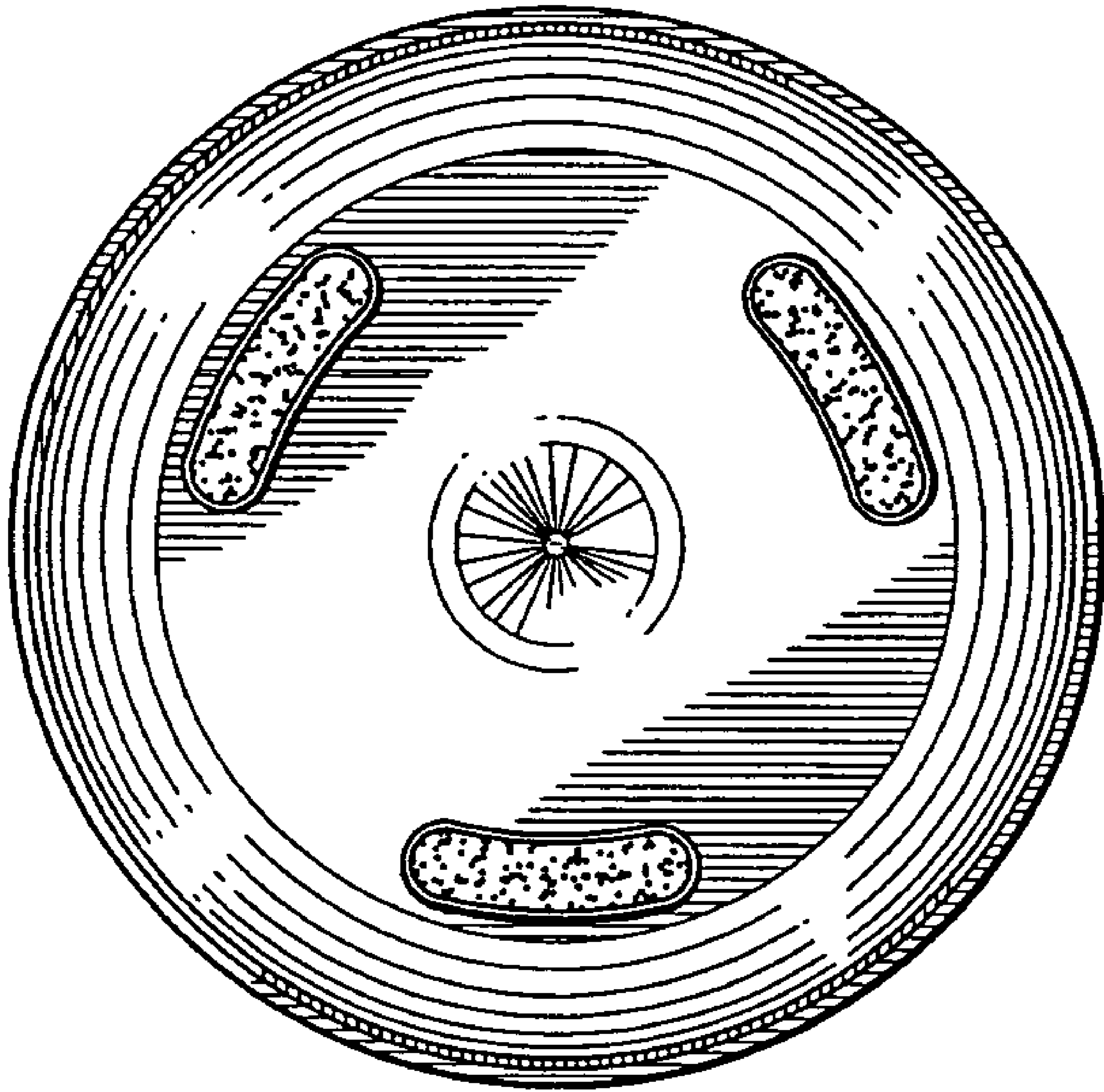


FIG. 10