



US00D559451S

(12) **United States Design Patent**
Leventhal et al.

(10) **Patent No.:** **US D559,451 S**
(45) **Date of Patent:** **** Jan. 8, 2008**

- (54) **RAZOR**
- (75) Inventors: **James M. Leventhal**, Newton Center, MA (US); **Jordan Nollman**, San Francisco, CA (US)
- (73) Assignee: **Clio Design, Inc.**, Watertown, MA (US)
- (**) Term: **14 Years**
- (21) Appl. No.: **29/272,659**
- (22) Filed: **Feb. 12, 2007**

- (51) **LOC (8) Cl.** **28-03**
- (52) **U.S. Cl.** **D28/46**
- (58) **Field of Classification Search** 30/32, 30/34.05, 34.1, 34.2, 41-41.8, 44-45, 47-51, 30/53-58, 526-533; D28/44.1-48
See application file for complete search history.

(56) **References Cited**

U.S. PATENT DOCUMENTS

- 3,571,927 A * 3/1971 Stone 30/51
- D302,869 S * 8/1989 Beuchat D28/46
- 6,164,290 A * 12/2000 Andrews 30/32
- D507,379 S * 7/2005 Alphonso D28/48

2004/0107585 A1* 6/2004 Helmrich 30/537
* cited by examiner

Primary Examiner—Jennifer Rivard
(74) *Attorney, Agent, or Firm*—Mintz Levin Cohn Ferris Glovsky and Popeo PC

(57) **CLAIM**

The ornamental design for a razor, as shown and described.

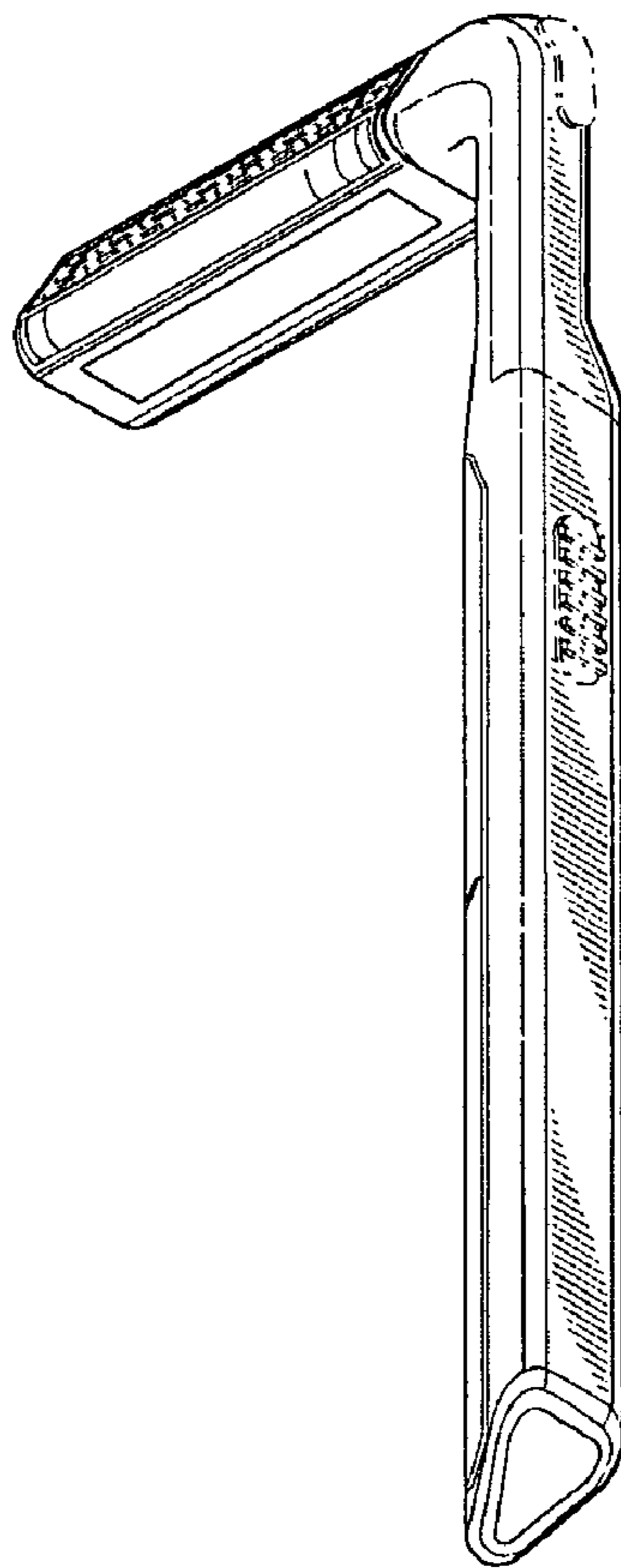
DESCRIPTION

FIG. 1 is a perspective view of the new design;
 FIG. 2 is another perspective view thereof;
 FIG. 3 is a front view thereof;
 FIG. 4 is a back view thereof;
 FIG. 5 is a right side view thereof;
 FIG. 6 is a left side view thereof;
 FIG. 7 is a top plan view thereof; and,
 FIG. 8 is a bottom plan view thereof.

The ornamental design that is claimed is shown in solid lines in the drawings.

The broken lines are shown for illustrative purposes only and form no part of the claimed design.

1 Claim, 5 Drawing Sheets



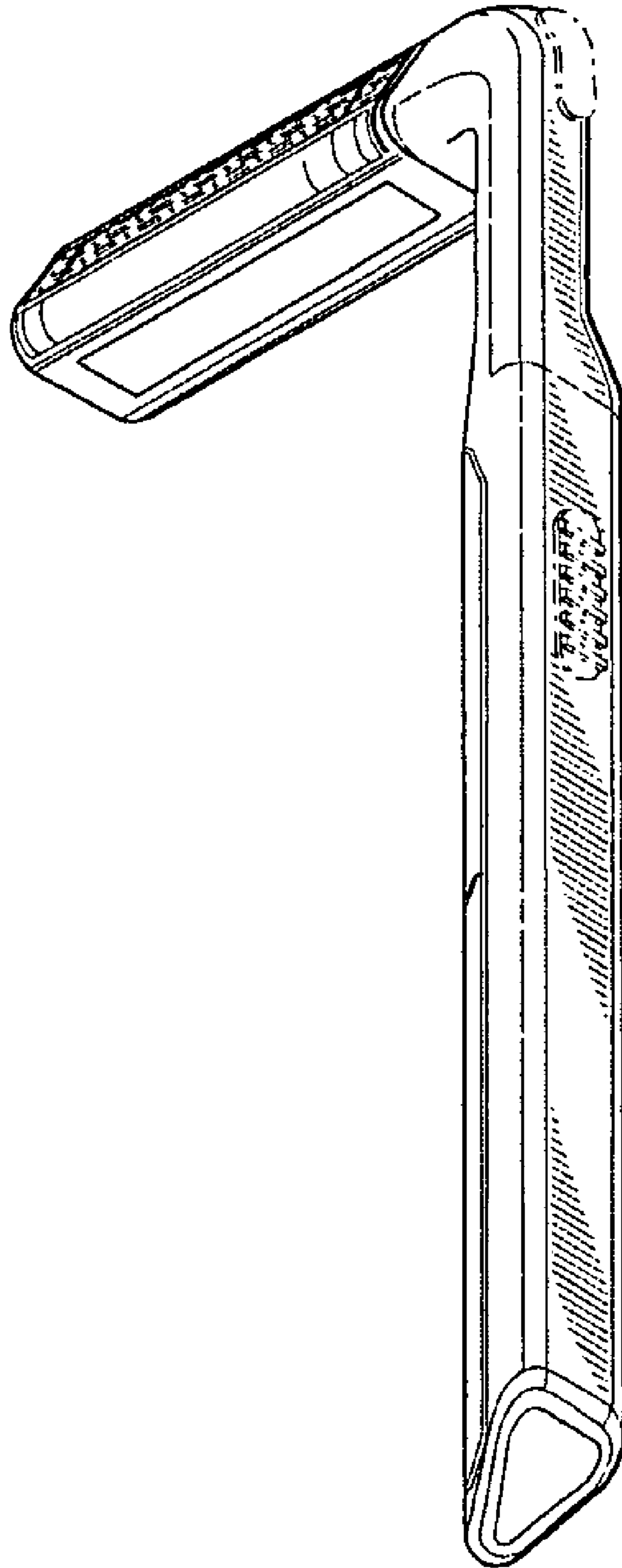


Fig. 1

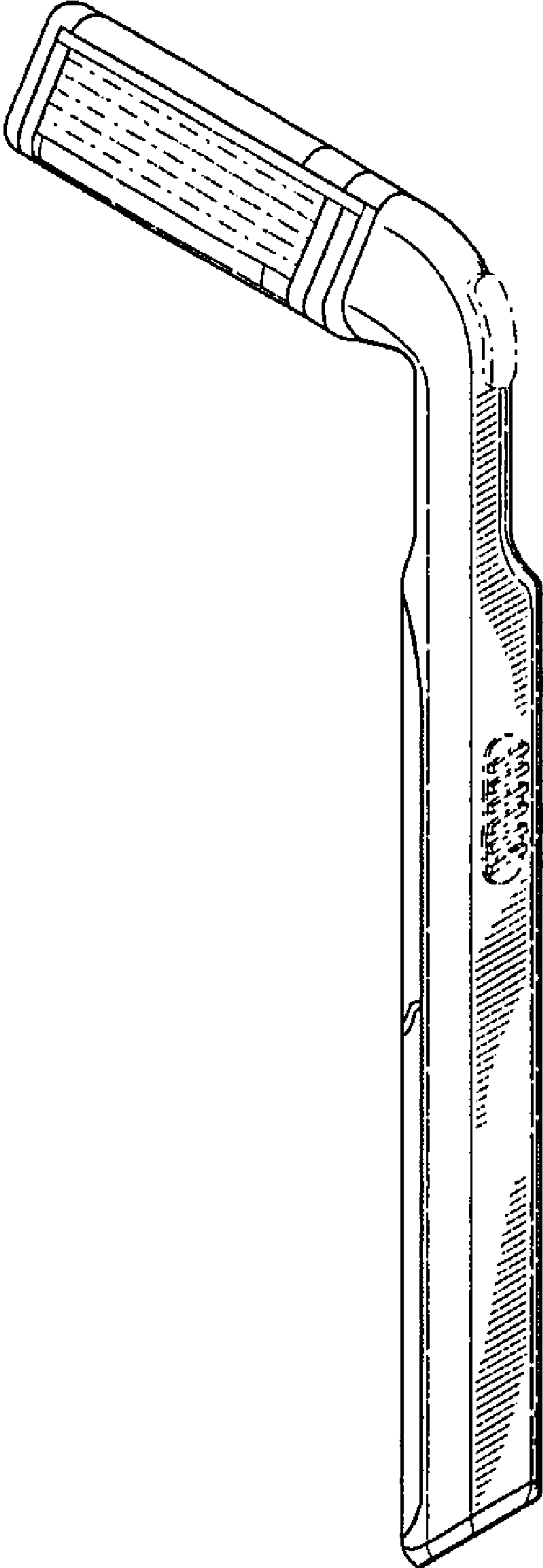


Fig. 2

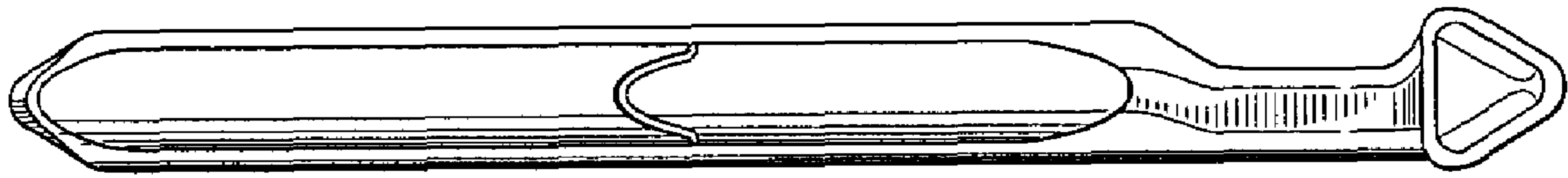


Fig. 3



Fig. 4

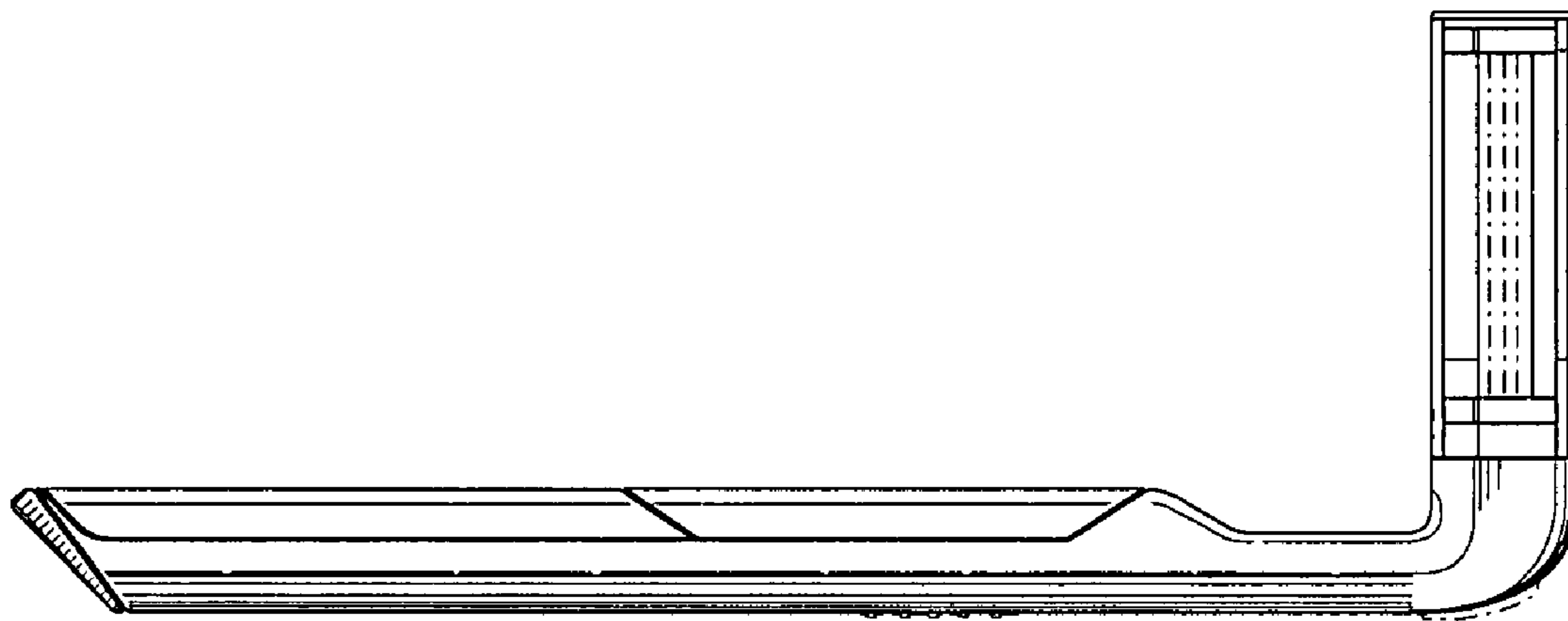


Fig. 5

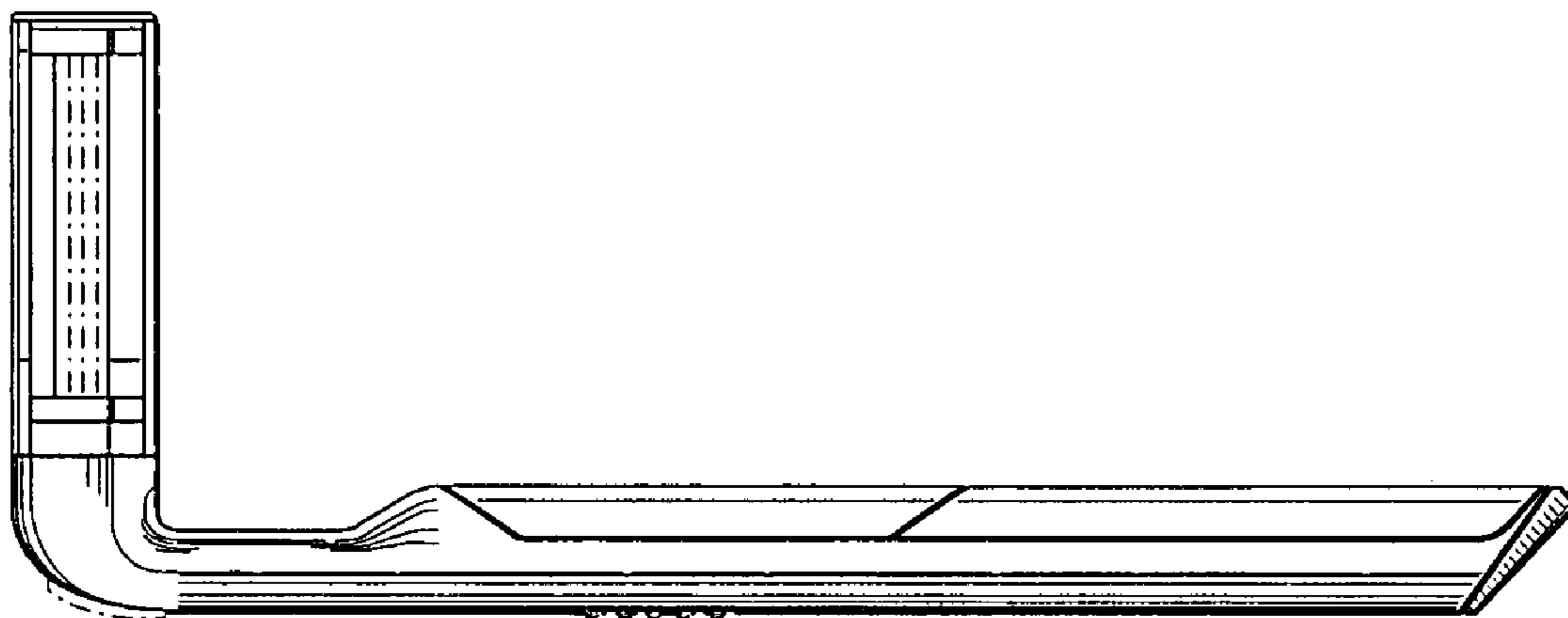


Fig. 6



Fig. 7




Fig. 8