



US00D559438S

(12) **United States Design Patent** (10) **Patent No.:** **US D559,438 S**
De'Armond (45) **Date of Patent:** **** Jan. 8, 2008**

(54) **CHANDELIER COMPONENT**

(75) Inventor: **Robert De'Armond**, Temecula, CA (US)

(73) Assignee: **Minka Lighting, Inc.**, Corona, CA (US)

(**) Term: **14 Years**

(21) Appl. No.: **29/251,129**

(22) Filed: **Jan. 4, 2006**

(51) **LOC (8) Cl.** **26-99**

(52) **U.S. Cl.** **D26/154**

(58) **Field of Classification Search** D26/142,
D26/154, 155, 141, 91, 90, 88, 86, 152, 85,
D26/84, 81, 156, 153, 145, 144, 143; D23/411;
362/406, 405, 147, 403, 404, 408, 452, 453,
362/454

See application file for complete search history.

(56) **References Cited**

U.S. PATENT DOCUMENTS

D46,337 S * 9/1914 Gothberg D26/149
D50,263 S * 2/1917 Barrows et al. D26/81
D64,746 S * 5/1924 Hancock D26/88
D72,376 S * 4/1927 Logan D26/145
D232,050 S * 7/1974 Gore et al. D26/88
D263,510 S * 3/1982 Nelson D26/81
D404,162 S * 1/1999 Dolan D26/84
D422,375 S * 4/2000 Milicia D26/88
D441,896 S * 5/2001 Hsu D26/85
D480,129 S * 9/2003 Curtin D23/377
D484,233 S * 12/2003 Bucher et al. D23/377
D493,357 S * 7/2004 Graves et al. D8/378
D512,502 S * 12/2005 Hidalgo D23/411
2004/0151002 A1 * 8/2004 Garber et al. 362/405

OTHER PUBLICATIONS

U.S. Appl. No. 29/251,151, Robert De'Armond.
U.S. Appl. No. 29/251,163, Robert De'Armond.

U.S. Appl. No. 29/251,133, Robert De'Armond.
U.S. Appl. No. 29/251,140, Robert De'Armond.
Minka-Lavery 2005 catalog; Jan. 2005; pp. 14-17; Minka Lighting, Inc.; U.S.A.
Designers Fountain Lighting Internet Catalog; Aurora Chandelier; Model #94786-SP; printed from www.lightinguniverse.com on Feb. 11, 2006.
Forecast Lighting Internet Catalog; Vegas Chandelier; Model #F1090-36; printed from www.lightinguniverse.com on Feb. 11, 2006.
Kichler Lighting Internet Catalog; Model #1613DBK; printed from www.lightinguniverse.com on Feb. 11, 2006.

* cited by examiner

Primary Examiner—Freda S. Nunn
Assistant Examiner—Kevin K Rudzinski
(74) *Attorney, Agent, or Firm*—Baker & McKenzie LLP

(57) **CLAIM**

The ornamental design for a chandelier component, as shown and described.

DESCRIPTION

FIG. 1 is a bottom perspective view of a chandelier component in accordance with my design;
FIG. 2 is an enlarged bottom perspective view of the chandelier component in accordance with my design;
FIG. 3 is an enlarged side elevation view of the chandelier component in accordance with my design, the opposite side being a mirror image of that shown; and,
FIG. 4 is an enlarged bottom plan view of the chandelier component in accordance with my design.
The broken lines showing environmental structure are for illustrative purposes only and form no part of the claimed invention.

1 Claim, 2 Drawing Sheets






Fig.1




Fig.2

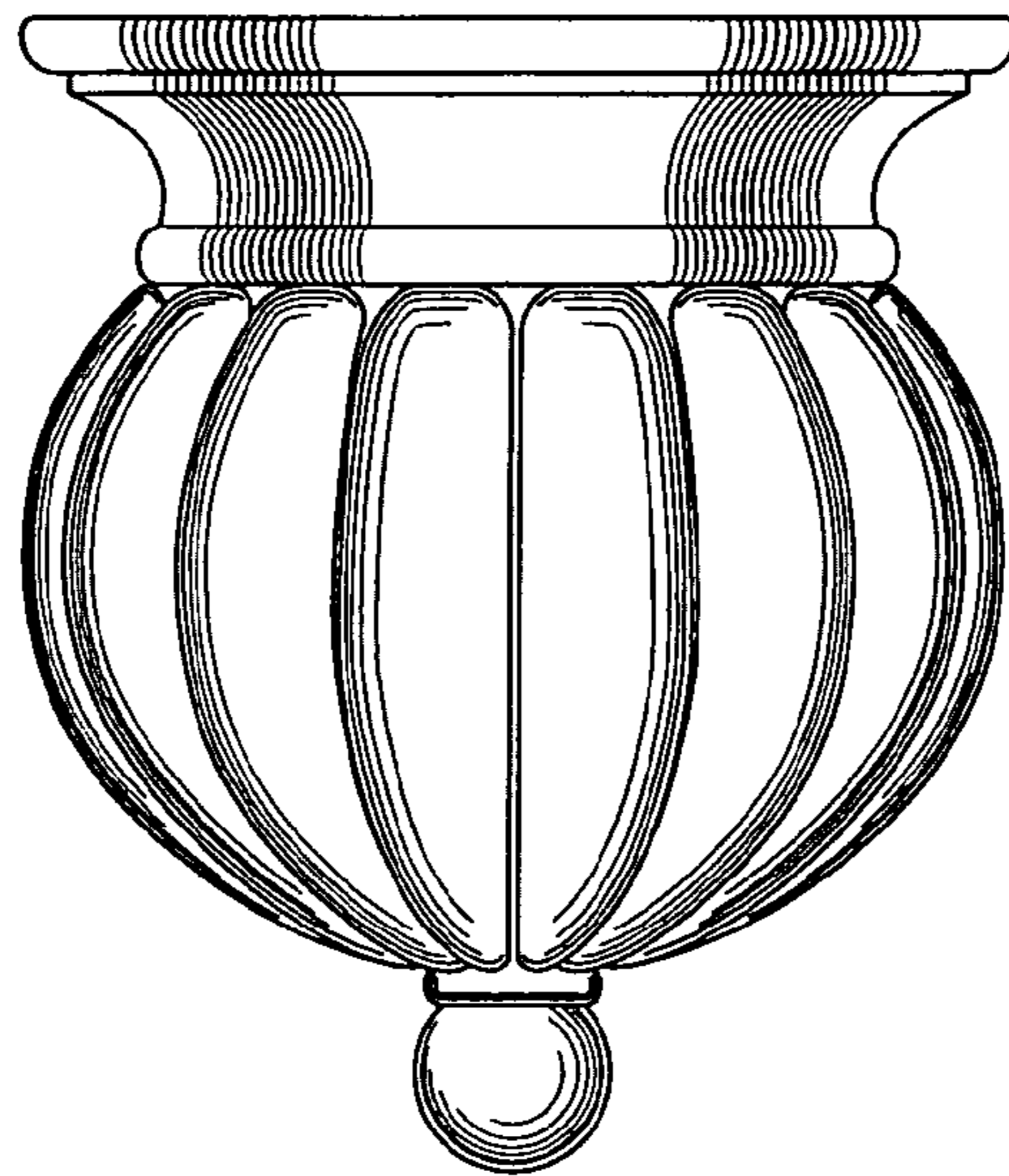


Fig.3




Fig.4