



US00D559437S

(12) **United States Design Patent**
De'Armond

(10) **Patent No.: US D559,437 S**
(45) **Date of Patent: ** Jan. 8, 2008**

(54) **CHANDELIER STEM**

(75) Inventor: **Robert De'Armond**, Temecula, CA
(US)

(73) Assignee: **Minka Lighting, Inc.**, Corona, CA
(US)

(**) Term: **14 Years**

(21) Appl. No.: **29/251,133**

(22) Filed: **Jan. 4, 2006**

(51) **LOC (8) Cl. 26-99**

(52) **U.S. Cl. D26/144**

(58) **Field of Classification Search** D26/142,
D26/154, 155, 141, 91, 90, 88, 86, 152, 85,
D26/84, 81, 156, 153, 145, 144, 143; D23/411;
362/406, 405, 147, 403, 404, 408, 452, 453,
362/454

See application file for complete search history.

(56) **References Cited**

U.S. PATENT DOCUMENTS

D50,211 S *	1/1917	Wagner et al.	D26/88
D58,105 S *	6/1921	Poritz	D26/81
D64,778 S *	5/1924	Walker	D26/81
D80,029 S *	12/1929	Gleason	D26/86
D404,162 S *	1/1999	Dolan	D26/84
D422,375 S *	4/2000	Milicia	D26/88
D430,331 S *	8/2000	Bleisch	D26/91
D430,689 S *	9/2000	Chiang	D26/80
D430,690 S *	9/2000	Miranda	D26/84
D431,087 S *	9/2000	Dolan	D26/81
D432,256 S *	10/2000	Dolan	D26/84
D433,172 S *	10/2000	Hsieh	D26/86
D440,681 S *	4/2001	Dolan	D26/84
D441,892 S *	5/2001	Hsu	D26/84
D441,893 S *	5/2001	Dolan	D26/84
D442,725 S *	5/2001	Dolan	D26/86
D446,336 S *	8/2001	Dolan	D26/86
D452,036 S *	12/2001	Johnson	D26/153
D480,495 S *	10/2003	Brunner	D26/84
D481,150 S *	10/2003	Lee	D26/81
D482,483 S *	11/2003	Brunner	D26/81

OTHER PUBLICATIONS

U.S. Appl. No. 29/251,151, Robert De'Armond.
U.S. Appl. No. 29/251,129, Robert De'Armond.
U.S. Appl. No. 29/251,163, Robert De'Armond.
U.S. Appl. No. 29/251,140, Robert De'Armond.
Minka-Lavery 2005 catalog; Jan. 2005; pp. 14-17; Minka Lighting, Inc.; U.S.A.
Designers Fountain Lighting Internet Catalog; Aurora Chandelier; Model #94786-SP; printed from www.lightinguniverse.com on Feb. 11, 2006.
Forecast Lighting Internet Catalog; Vegas Chandelier; Model #F 1090-36; printed from www.lightinguniverse.com on Feb. 11, 2006.
Kichler Lighting Internet Catalog; Model #1613DBK; printed from www.lightinguniverse.com on Feb. 11, 2006.

* cited by examiner

Primary Examiner—Freda S. Nunn
Assistant Examiner—Kevin K Rudzinski
(74) *Attorney, Agent, or Firm*—Baker & McKenzie LLP

(57) **CLAIM**

The ornamental design for a chandelier stem, as shown and described.

DESCRIPTION

FIG. 1 is a bottom perspective view of a chandelier stem in accordance with my design;

FIG. 2 is an enlarged side elevation view of the chandelier stem in accordance with my design, the opposite side being a mirror image of that shown;

FIG. 3 is an enlarged front elevation view of the chandelier stem in accordance with my design, the opposite side being a mirror image of that shown;

FIG. 4 is a top plan view of the chandelier stem in accordance with my design; and,

FIG. 5 is a front elevation view of the chandelier stem in accordance with my design.

The broken lines showing environmental structure are for illustrative purposes only and form no part of the claimed invention.

1 Claim, 4 Drawing Sheets





Fig.1

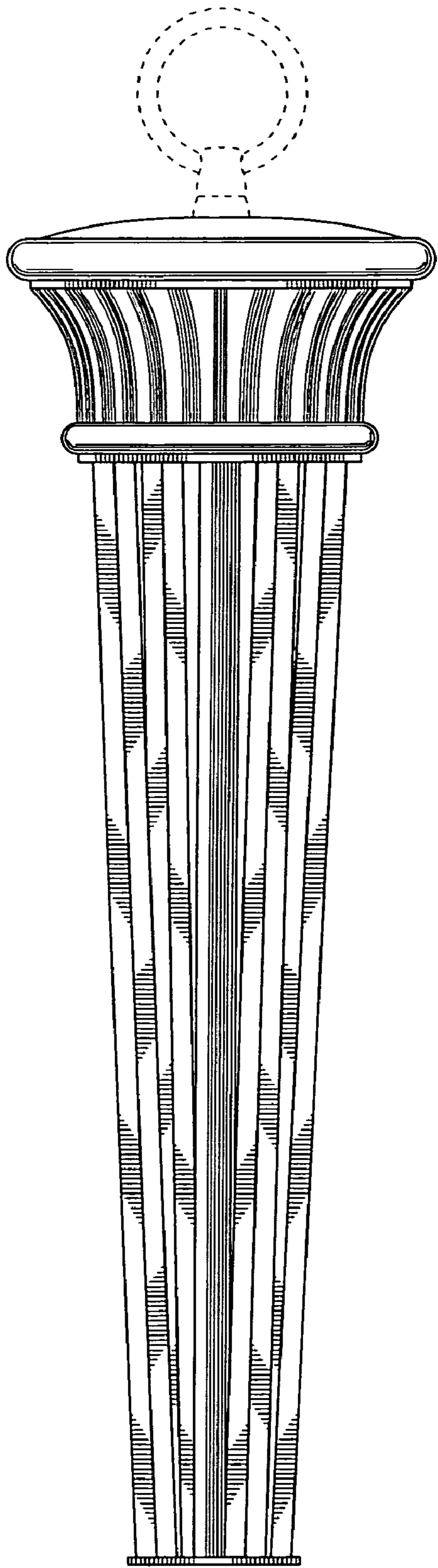


Fig.2

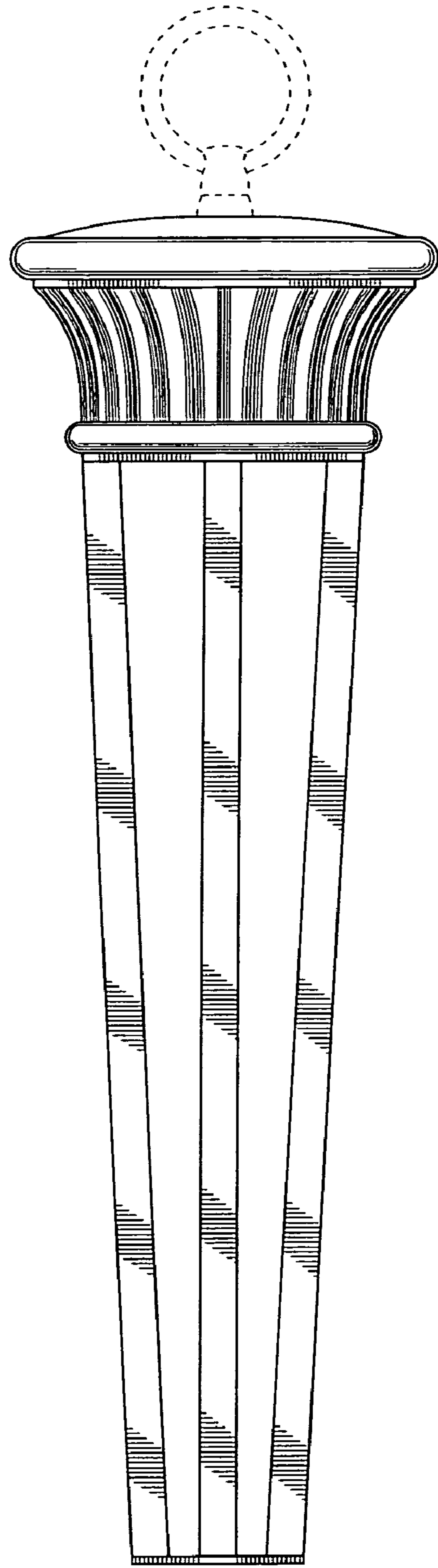


Fig.3

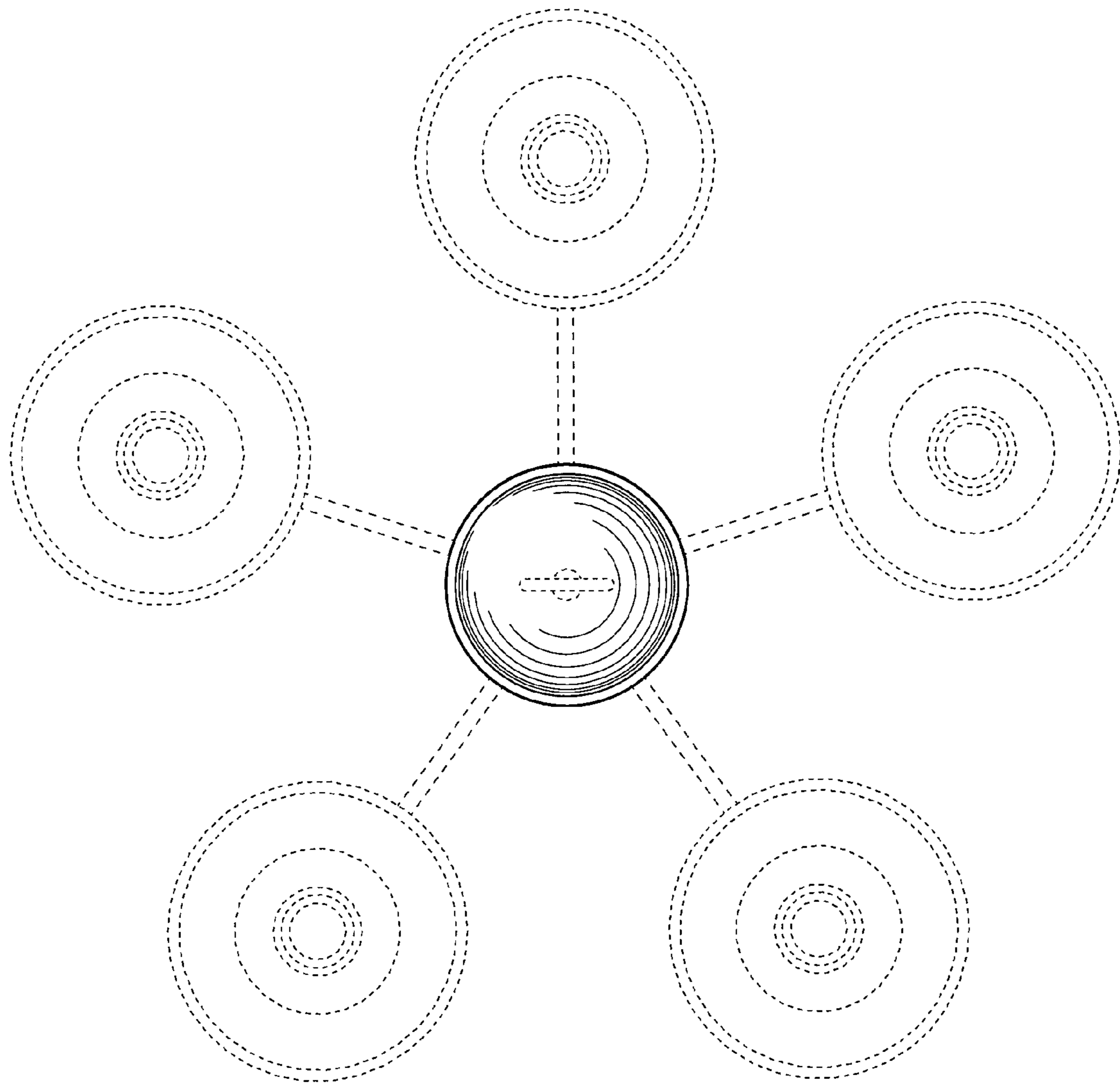


Fig.4




Fig.5