



US00D559436S

(12) **United States Design Patent**  
**Flores**

(10) **Patent No.:** **US D559,436 S**  
(45) **Date of Patent:** **\*\* Jan. 8, 2008**

(54) **LIGHT FIXTURE**

D521,143 S \* 5/2006 Florez ..... D23/377  
D528,648 S \* 9/2006 Johnson ..... D23/411

(75) Inventor: **Miguel Flores**, Riverside, CA (US)

(73) Assignee: **Minka Lighting, Inc.**, Corona, CA (US)

(\*\*) Term: **14 Years**

(21) Appl. No.: **29/250,240**

(22) Filed: **Nov. 7, 2006**

(51) **LOC (8) Cl.** ..... **26-99**

(52) **U.S. Cl.** ..... **D26/136**

(58) **Field of Classification Search** ..... D26/134,  
D26/59, 85, 118, 142, 80, 133, 24, 67, 68,  
D26/130, 135, 128, 129, 122, 123, 113, 120,  
D26/89, 105, 83, 88, 72, 81, 136; 248/343;  
362/340, 356; D23/377, 411

See application file for complete search history.

(56) **References Cited**

**U.S. PATENT DOCUMENTS**

D45,018 S	*	12/1913	Plaut	.....	D26/90
D45,041 S	*	12/1913	Booth	.....	D26/133
D49,560 S	*	8/1916	Bayley	.....	D26/89
D350,834 S	*	9/1994	Roos et al.	.....	D26/134
D355,046 S	*	1/1995	Corsi	.....	D26/134
D393,918 S	*	4/1998	Lin	.....	D26/134
D394,126 S	*	5/1998	Dolan	.....	D26/134
D413,406 S	*	8/1999	Hsu	.....	D26/134
D425,238 S	*	5/2000	Lin	.....	D26/134
D438,334 S	*	2/2001	Dolan	.....	D26/134
D452,307 S	*	12/2001	Dolan	.....	D23/411
D480,129 S	*	9/2003	Curtin	.....	D23/377
D484,233 S	*	12/2003	Bucher et al.	.....	D23/377

**OTHER PUBLICATIONS**

U.S. Appl. No. 29/250,235, filed Nov. 7, 2006.  
U.S. Appl. No. 29/250,233, filed Nov. 7, 2006.  
MinkaAire Internet Catalog; Volterra ceiling fan; Model F-702;  
printed from minkagroup.net on Nov. 10, 2006.  
Murray Feiss Internet Catalog; 3-Light Le Fleur De Lis; Model  
#FM237WAL; printed from feiss.com on Jan. 26, 2007.

\* cited by examiner

*Primary Examiner*—Freda S. Nunn

*Assistant Examiner*—Kevin K Rudzinski

(74) *Attorney, Agent, or Firm*—Baker & McKenzie LLP

(57) **CLAIM**

The ornamental design for a light fixture, as shown and described.

**DESCRIPTION**

FIG. 1 is a perspective view from below of a light fixture in accordance with my design;

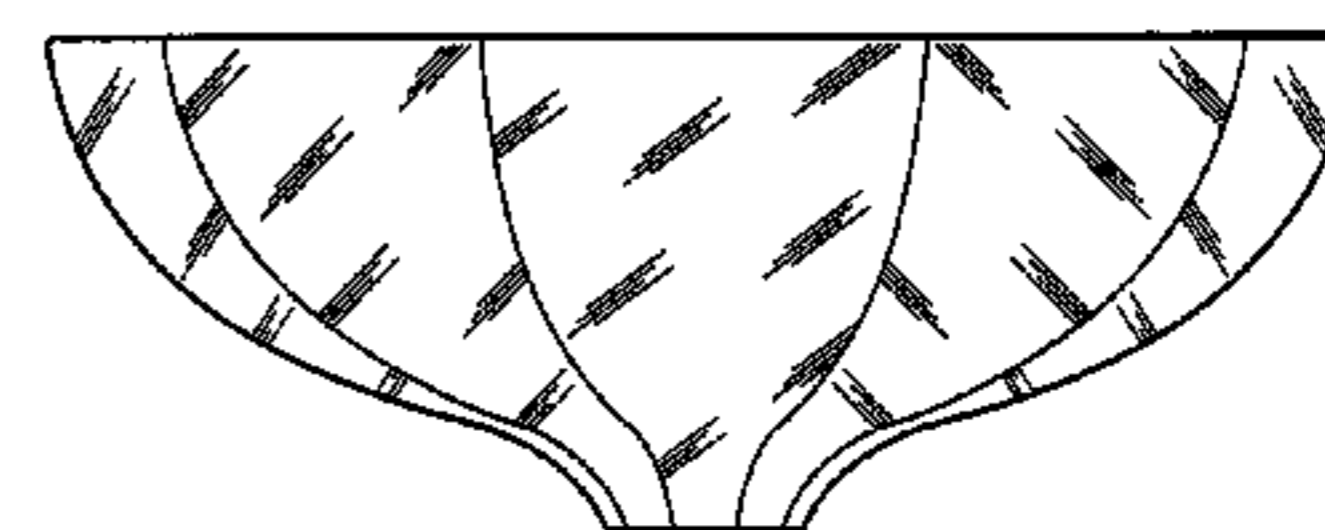
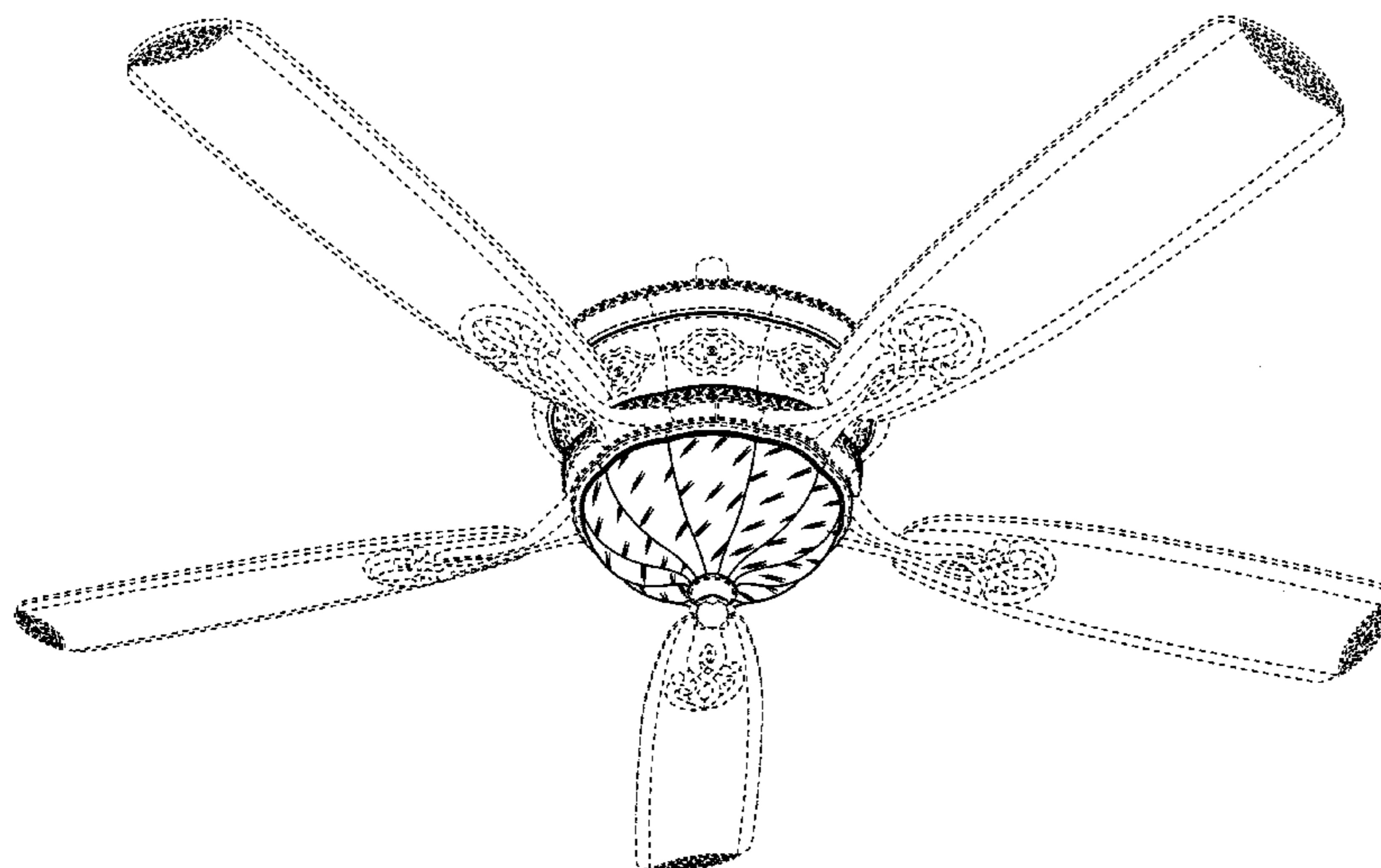
FIG. 2 is an enlarged perspective view from below of the light fixture in accordance with my design;

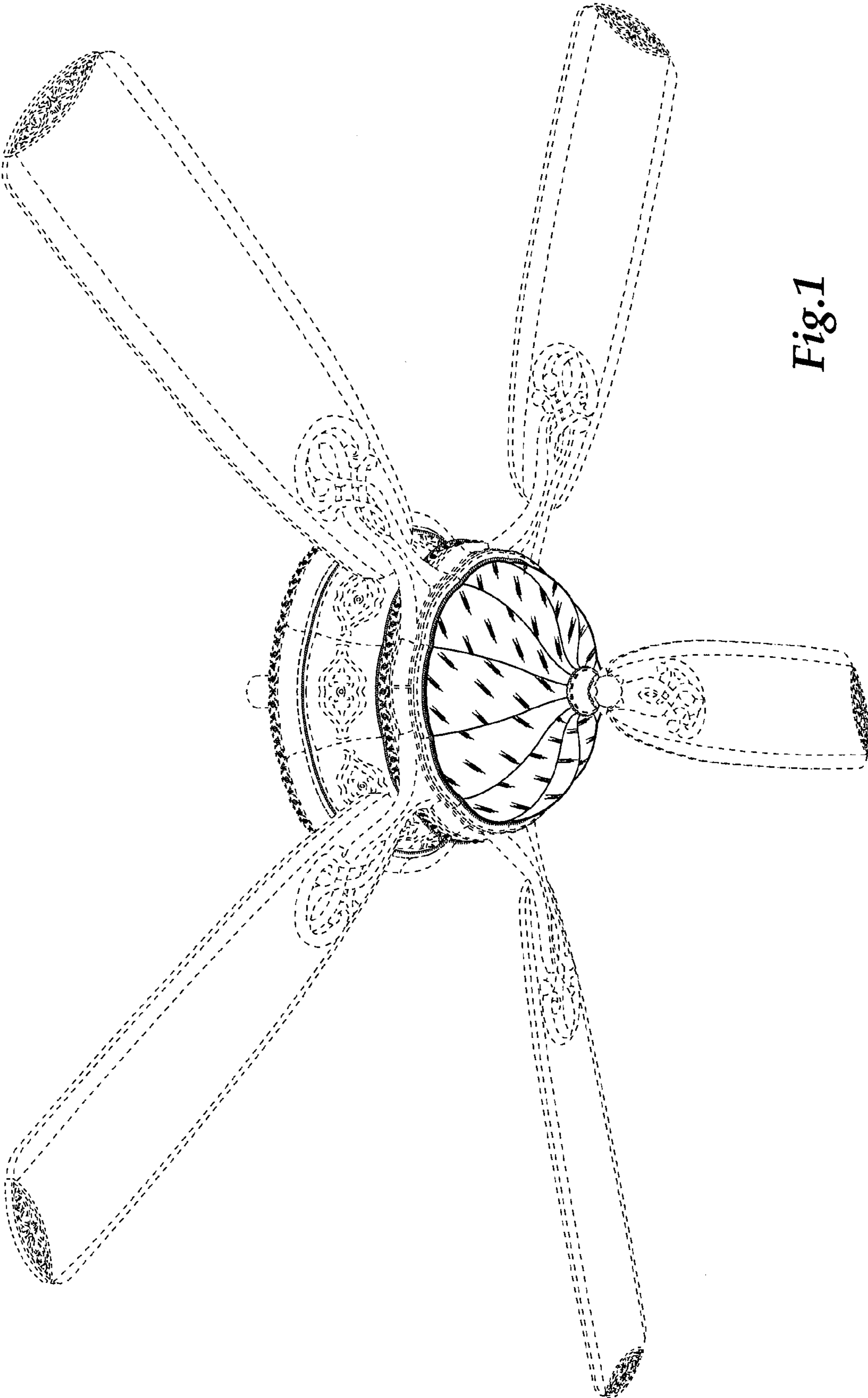
FIG. 3 is a side elevation view of the light fixture in accordance with my design, all side views being identical to that shown; and,

FIG. 4 is an enlarged bottom plan view of the light fixture in accordance with my design.


The broken lines showing environmental structure are for illustrative purposes and form no part of the claimed design.

**1 Claim, 2 Drawing Sheets**

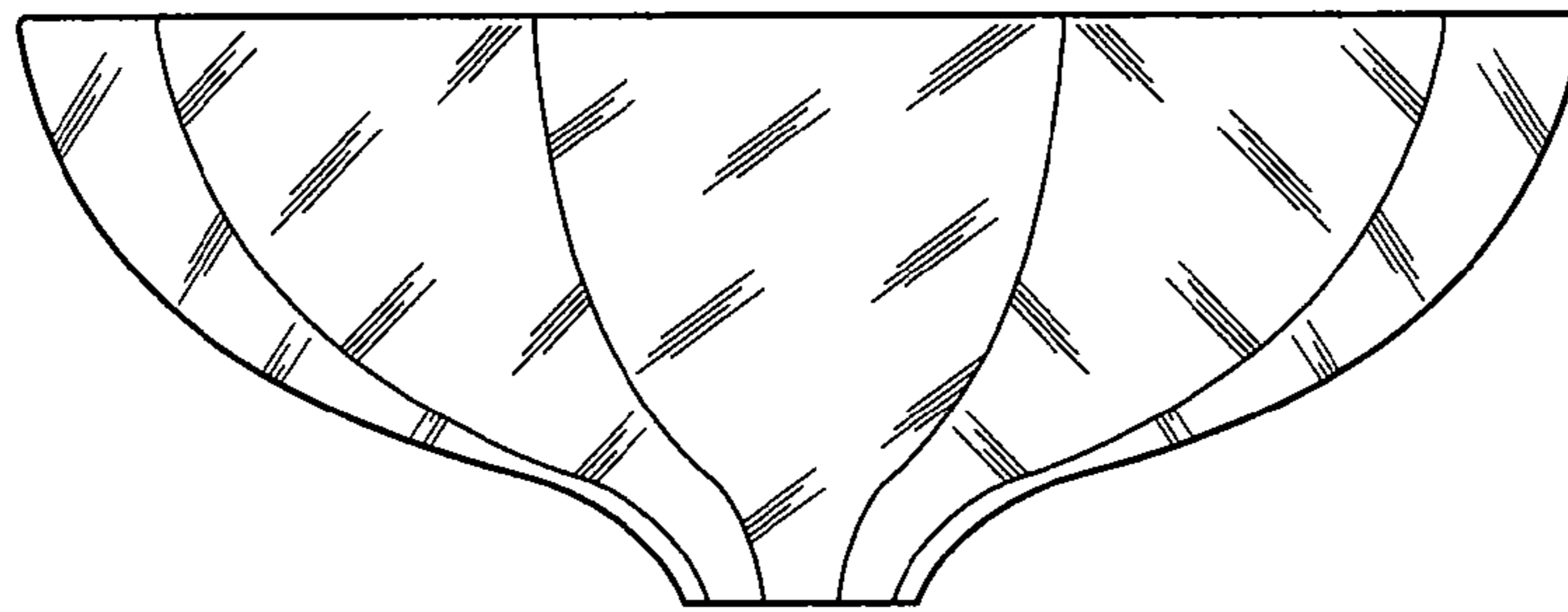




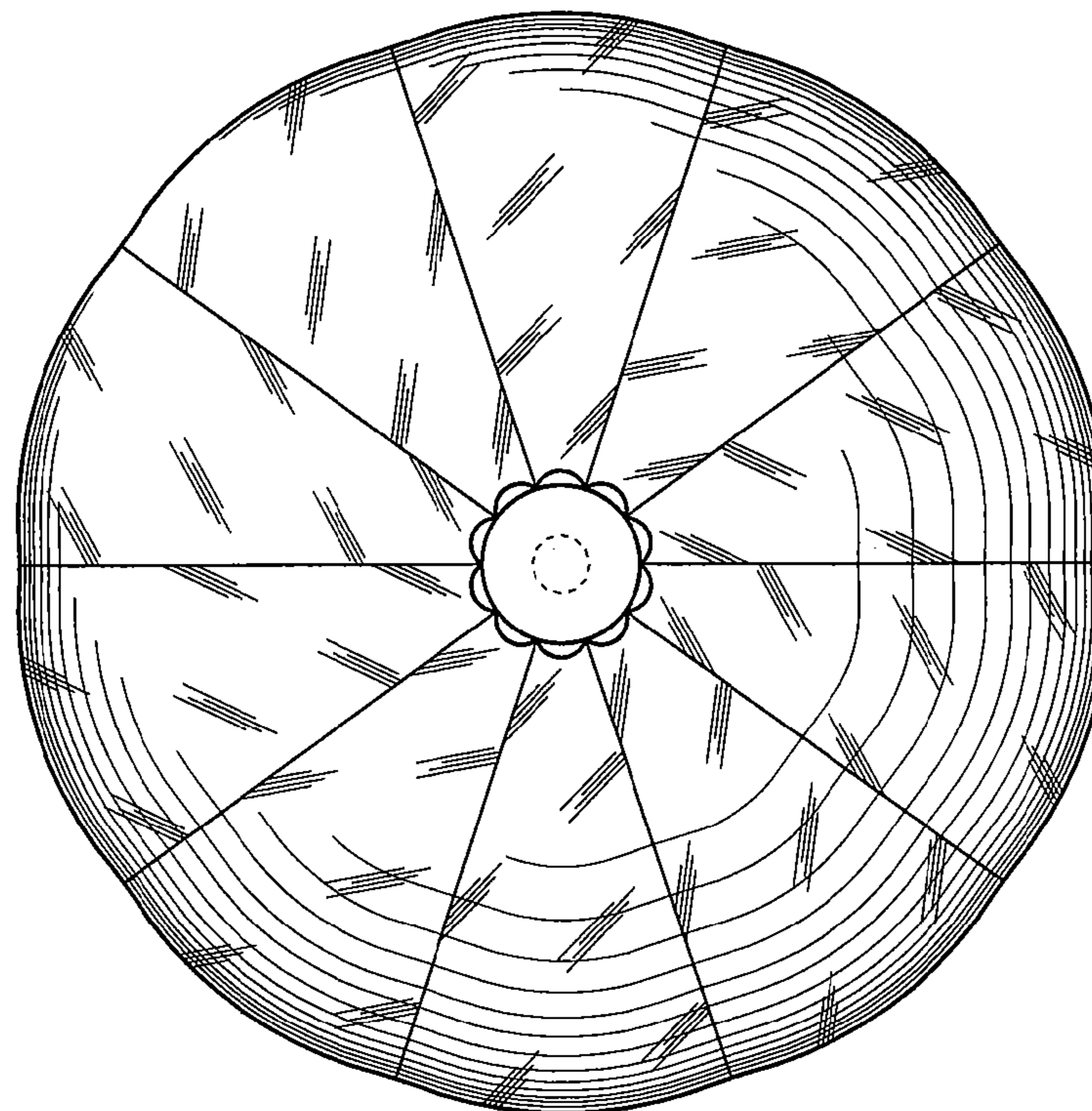
*Fig. 1*



*Fig.2*



*Fig.3*



*Fig.4*