



US00D559435S

(12) **United States Design Patent**  
**Hidalgo**

(10) **Patent No.:** **US D559,435 S**  
(45) **Date of Patent:** **\*\* Jan. 8, 2008**

(54) **LIGHT FIXTURE**

(75) Inventor: **Rolando Hidalgo**, Orange, CA (US)

(73) Assignee: **Minka Lighting, Inc.**, Corona, CA (US)

(\*\*) Term: **14 Years**

(21) Appl. No.: **29/250,218**

(22) Filed: **Nov. 7, 2006**

(51) **LOC (8) Cl.** ..... **26-99**

(52) **U.S. Cl.** ..... **D26/136**

(58) **Field of Classification Search** ..... D26/134,  
D26/59, 85, 118, 142, 80, 133, 24, 67, 68,  
D26/130, 135, 128, 129, 122, 123, 113, 120,  
D26/89, 105, 83, 88, 72, 81, 136; 248/343;  
362/340, 356; D23/377, 411

See application file for complete search history.

(56) **References Cited**

**U.S. PATENT DOCUMENTS**

D45,018 S	*	12/1913	Plaut	.....	D26/90
D49,560 S	*	8/1916	Bayley	.....	D26/89
D80,496 S	*	2/1930	Schnell	.....	D26/36
D376,030 S	*	11/1996	Cohen	.....	D26/134
D393,918 S	*	4/1998	Lin	.....	D26/134
D404,169 S	*	1/1999	Wang	.....	D26/118
D480,129 S	*	9/2003	Curtin	.....	D23/377
D484,233 S	*	12/2003	Bucher et al.	.....	D23/377

**OTHER PUBLICATIONS**

U.S. Appl. No. 29/250,222, filed Nov. 7, 2006.

U.S. Appl. No. 29/250,214, filed Nov. 7, 2006.

Emerson Internet Catalog; Lorraine ceiling fan; Model EM-KF240PRZ; printed from hansenwholesale.com on Nov. 10, 2006.

Kathy Ireland Internet Catalog; Amor collection; Model 46155; printed from lampsplus.com on Nov. 10, 2006.

\* cited by examiner

*Primary Examiner*—Freda S. Nunn

*Assistant Examiner*—Kevin K Rudzinski

(74) *Attorney, Agent, or Firm*—Baker & McKenzie LLP

(57) **CLAIM**

The ornamental design for a light fixture, as shown and described.

**DESCRIPTION**

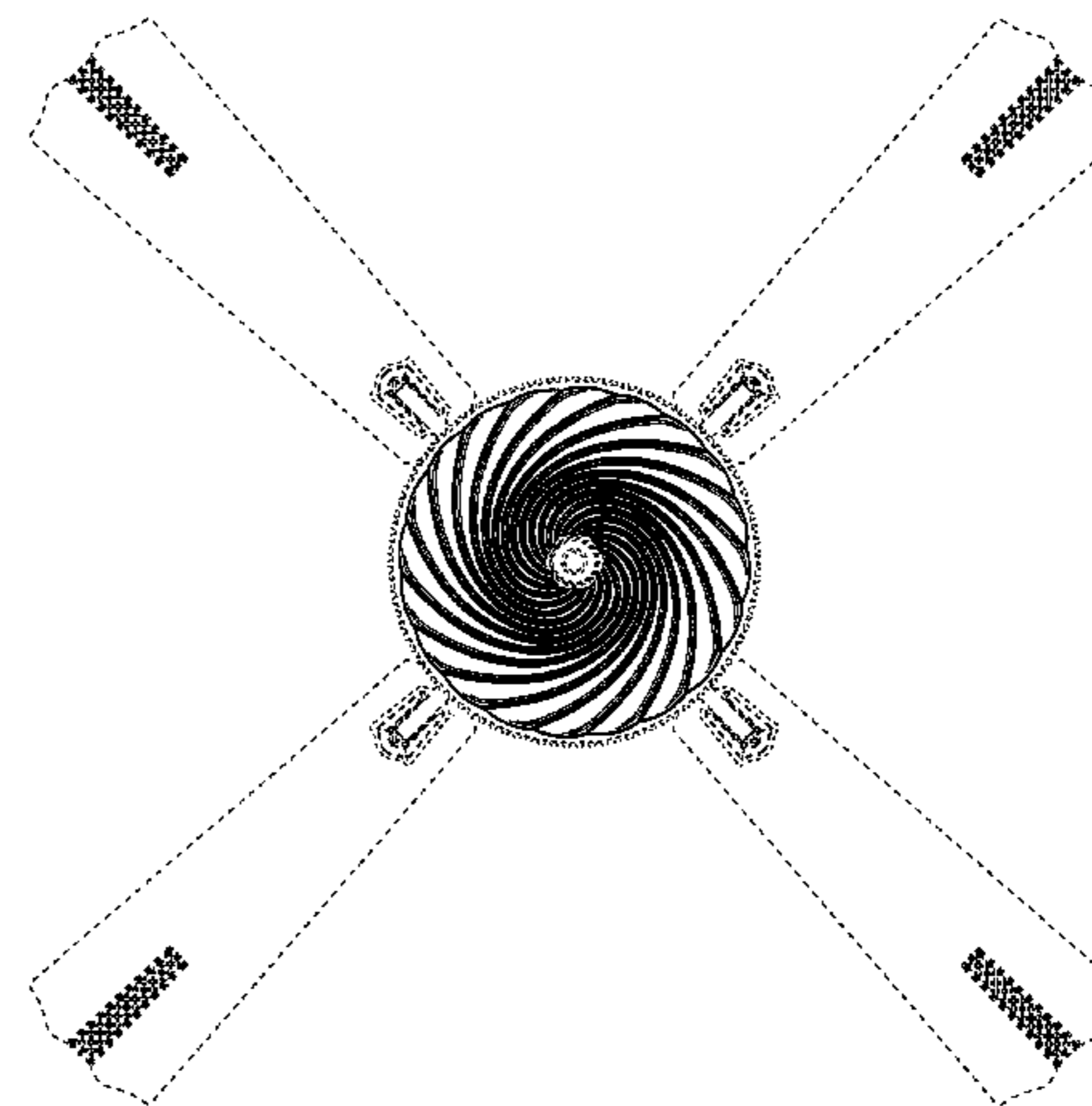
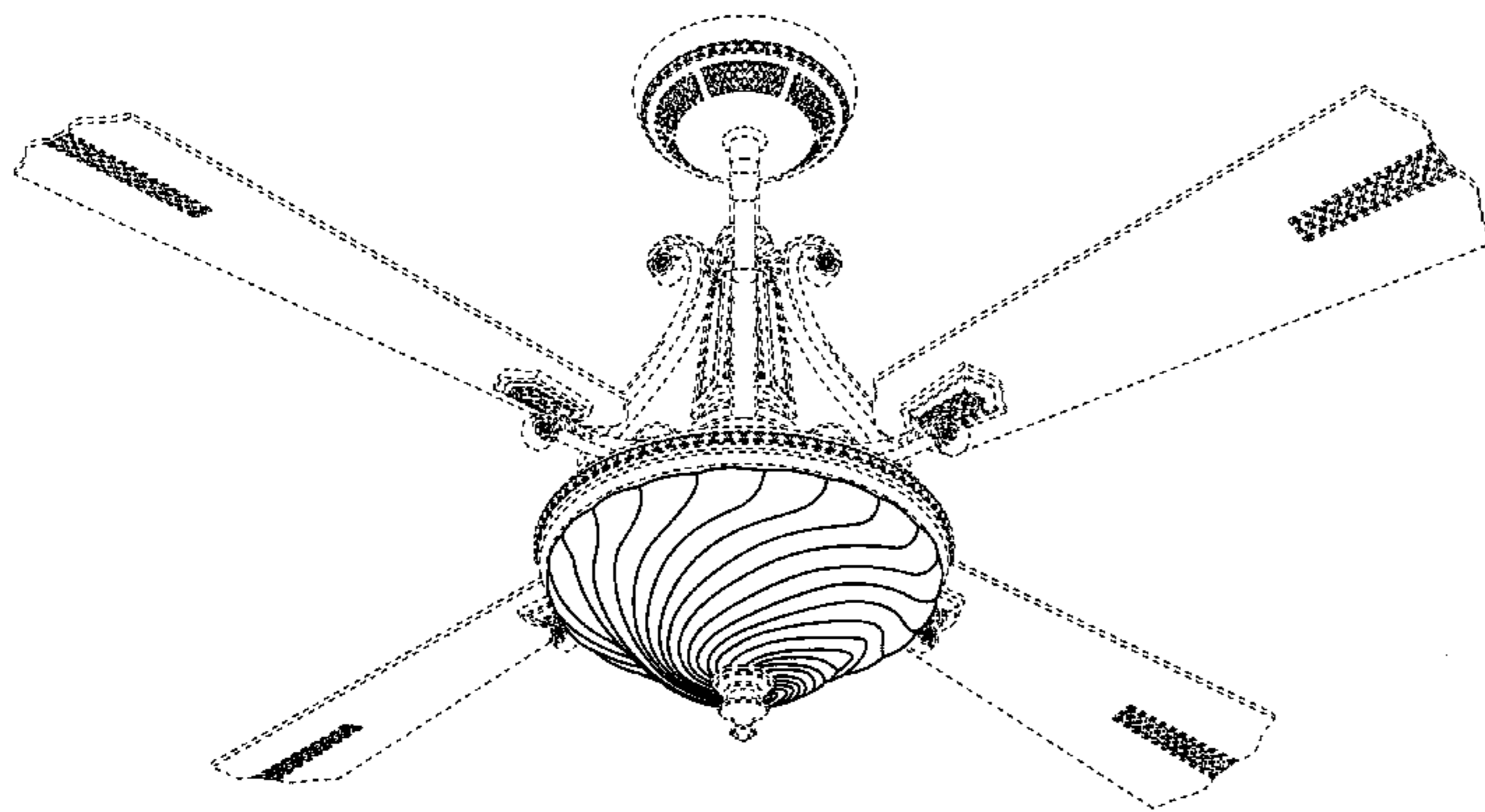
FIG. 1 is a perspective view from below of a light fixture in accordance with my design;

FIG. 2 is a reduced bottom plan view of the light fixture in accordance with my design; and,

FIG. 3 is a side elevation view of the light fixture in accordance with my design, all side views being identical images of that shown.

The broken lines showing environmental structure are for illustrative purposes and form no part of the claimed design.

**1 Claim, 3 Drawing Sheets**



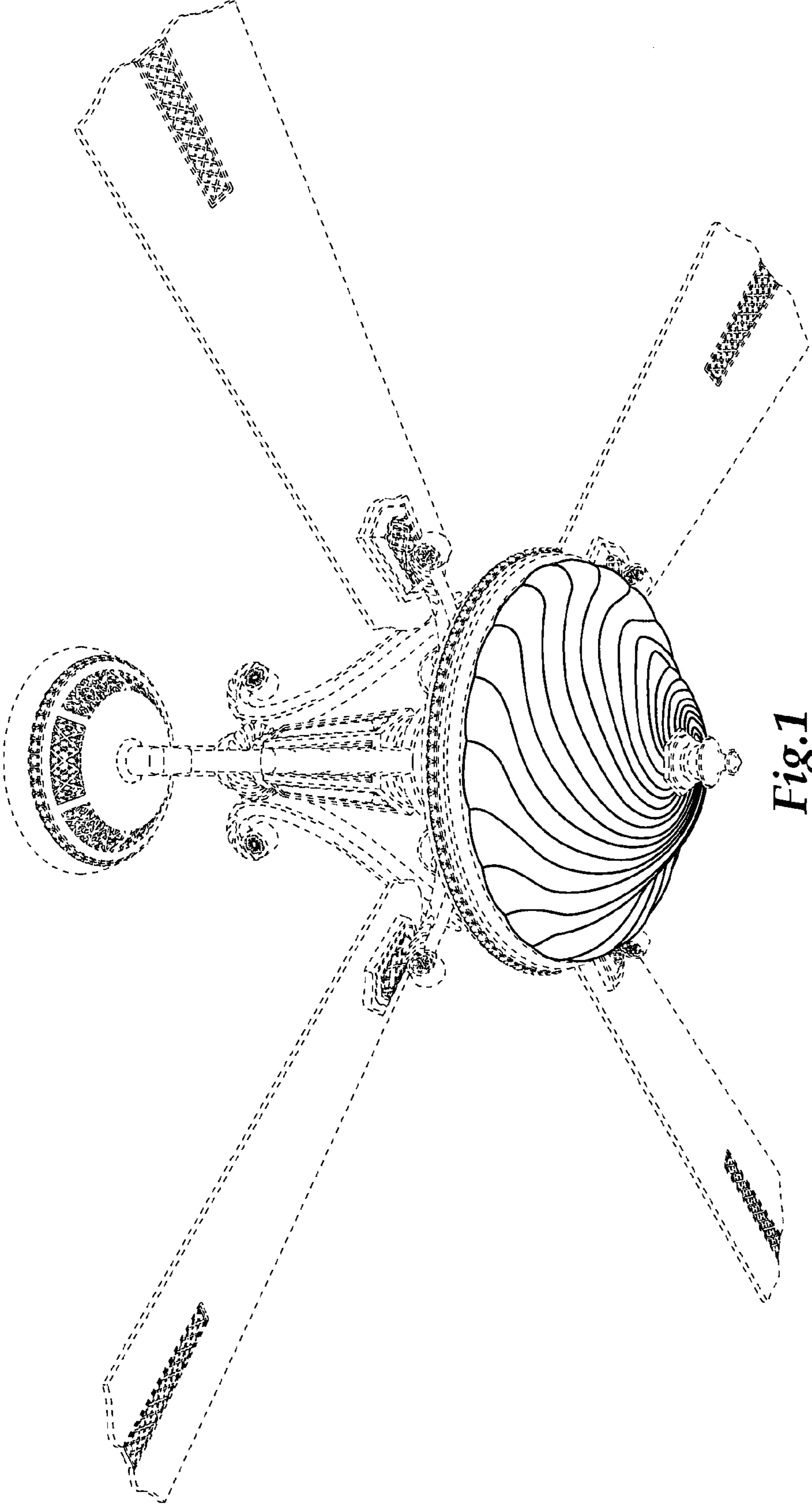
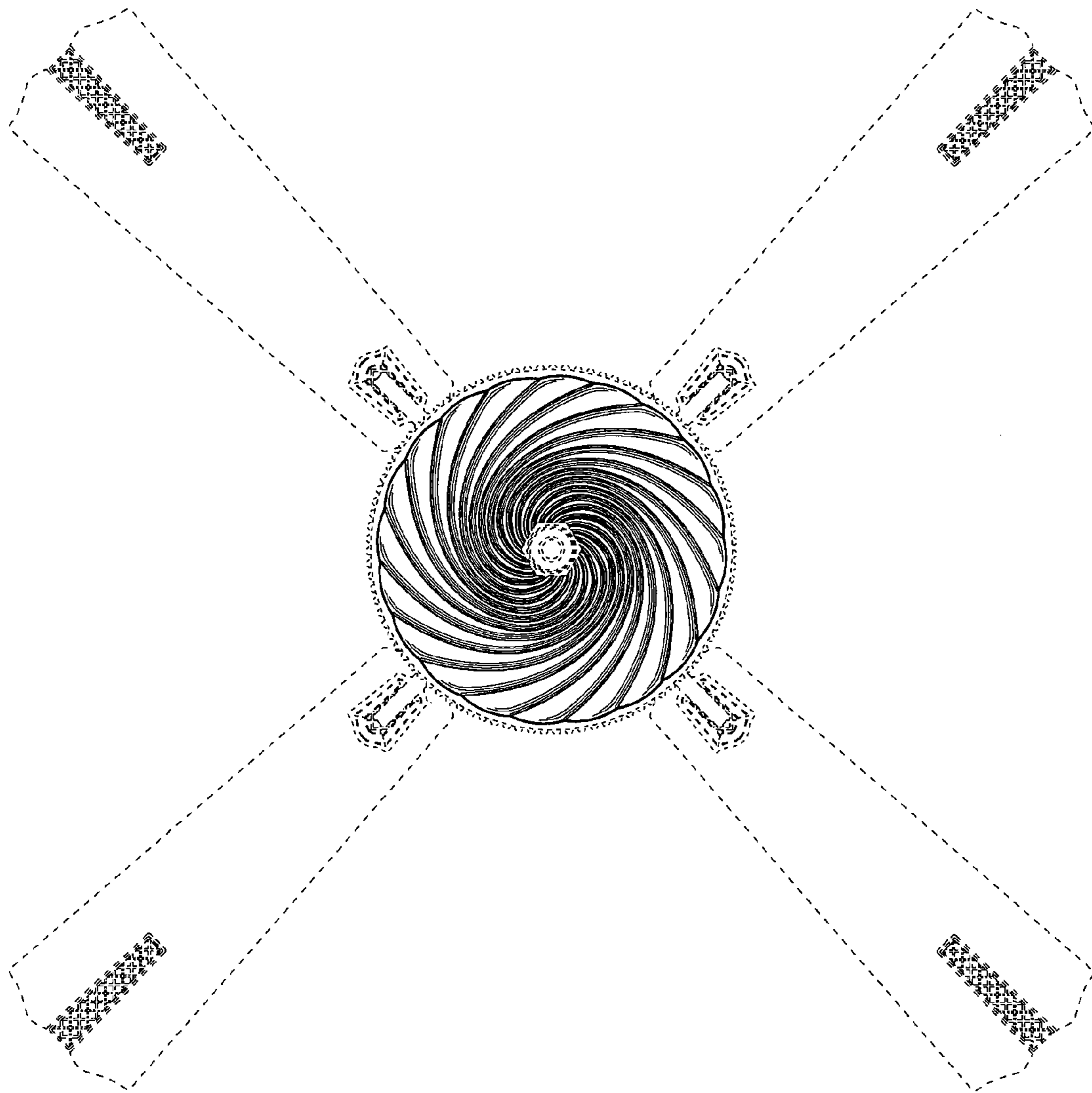


Fig. 1



*Fig.2*

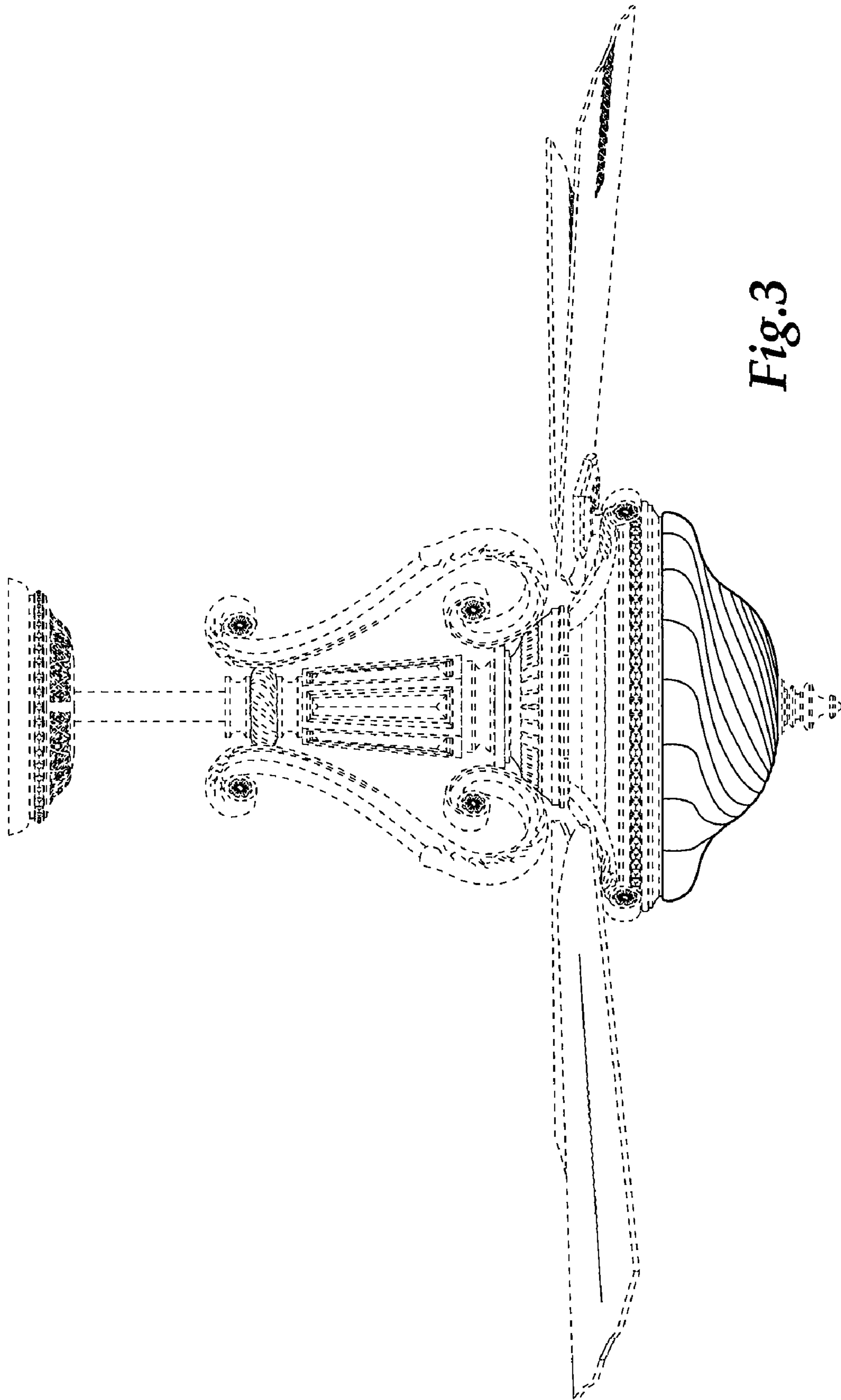


Fig.3